



Belt Drives

Table of Content	2
V-Belts	4
V-Belt Comparison	4
Conti® VX Advance	5
Conti® V Advance.....	8
Conti® VX Classic.....	10
Conti® V Classic.....	12
Conti® V Narrow	15
Conti® V Dual	18
V-Belts for Cars	19
Banded V-Belts	21
Conti® V Torque Team	22
Conti® V Torque Team Advance.....	26
Conti® V Torque Team Supreme.....	28
Poly-V Belts	29
Conti® V Multirib.....	30
Open End V-Belts	33
Round Belts in PU	36
Round Belts PU Solid	37
Round Belts PU Hollow.....	41
Welding Tools Round Belts PU	43
V-Belt Pulleys	44
V-Belt Pulleys for Taper Bush	44
V-Belt Pulleys Solid Hub.....	60
Poly V-Belt Pulleys	71
Taper Bush	81
Timing Belts	84
Synchroforce imperial pitch.....	86
Synchroforce.....	89
Synchroforce Advance (CXP).....	92
Synchroforce Advance Pro (CXA)	95
Synchrotwin.....	97
SilentSync.....	99
Falcon PD.....	101
Synchrochain Carbon.....	103
Synchrochain Supreme.....	105
PU Sleeve	106
PU Open End	108
Timing Pulleys	110
Timing Pulleys Solid Hub HTD.....	110
Timing Pulleys for Taper Bush HTD	117
Timing Pulleys Solid Hub Imperial Pitch.....	122
Timing Pulleys Taper Bush Imperial Pitch.....	128

Timing Pulleys Metric Pitch T/AT.....	132
Timing Pulleys Eagle.....	136
Timing Pulleys Eagle Taper Bush.....	140
Timing Pulleys Eagle in Aluminum.....	143
Timing Pulleys CTD/Falcon.....	146
Timing Bars.....	151
Flanges.....	155
Motorbase and Rails.....	157
Clamping Plates in Aluminum.....	158
General Maintenance Tools.....	160
General Technical Information.....	161



DIN 2215
Classic Section V-Belts



Profil	Min pulley Ø [mm]
Z	45
A	71
B	112
C	180
D	315

DIN 7753
Narrow Section V-Belts



Profil	Min pulley Ø [mm]
SPZ	45
SPA	71
SPB	112
SPC	180

DIN2215
Classic Section V-Belt



Profil	Min pulley Ø [mm]
ZX	40
AX	63
BX	90
CX	140

DIN 7753
Narrow Section V-Belt



Profil	Min pulley Ø [mm]
XPZ	40
XPA	63
XPB	90
XPC	140

Wrapped

- Can be used at relatively low ambient temperatures
- For harsh drives
- Wide range with different qualities, sections, dimensions and torques.

Classics

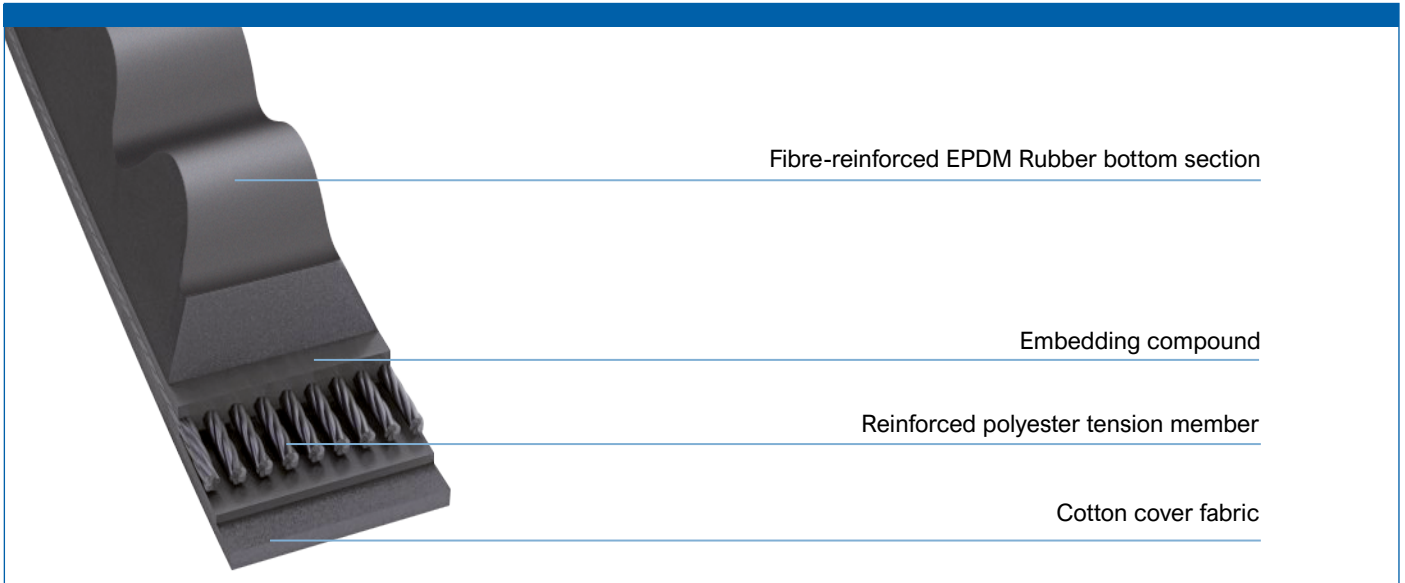
- Small pulley diameters
- Large sections for heavy-duty drives
- Mainly used as an aftermarket product
- Standard drives

Raw-edge

- Can be used at relatively high ambient temperatures
- Higher power capacity
- More flexible thanks to molded teeth
- Especially smooth running
- Low system costs
- More wear-resistant

Narrow

- Higher power output thanks to large flank contact
- Energy savings
- Improved efficiency
- Lower system costs
- Narrower space requirement for same output
- Higher belt speeds
- Better heat dissipation

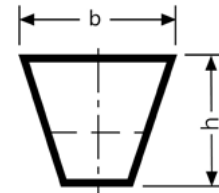


Raw edge heavy-duty narrow V-belt according to DIN 7753. 30-50% more power transfer compared to traditional raw edge cut belts.

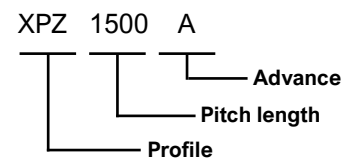
Jens S' stocked profiles are XPZ, XPA, XPB and XPC. They are available in lengths up to 5000 mm. Calculations can be made in Conti's online calculation program [Conti Professional](#).

- Antistatic acc. to ISO 1813
- Material: EPDM-rubber
- Cord: Polyester
- Temperature range: -40°C to +130°C
- Standard: DIN 7753

Profil		XPZ	XPA	XPB	XPC
Inner length	Li (mm)	Li = Lp - 38	Li = Lp - 40	Li = Lp - 60	Li = Lp - 72
Outer length	La (mm)	La = Lp + 12	La = Lp + 17	La = Lp + 22	La = Lp + 29
Belt height	h (mm)	8	9	13	16
Belt width	b (mm)	9,7	12,7	16,3	22,0
Weight	Kg/m	0,056	0,086	0,163	0,275



Item no. example



Lp, pitch length. See table on page 6-7

Conti® VX Advance

Conti® VX Advance is a V-belt made of fiber-reinforced EPDM material with a very strong polyester cord. Thanks to its high-performance EPDM compound, high temperature ranges can now also be achieved. Furthermore, it has a longer service life than conventional raw-edge V-belts.

Product Properties

- Temperature resistant from -40°C to +130°C, application-specific
- Service life +20 % compared with Conti® V Advance
- Enhanced durability thanks to more abrasion-resistant compound
- Antistatic according to ISO 1813
- L = L serial production, from 1000 mm
- The belt has low PAH values, which makes it an environmentally friendly alternative.

XPZ	
Item no JENS S.	Pitch length Lp, mm
XPZ512A	512
XPZ562A	562
XPZ587A	587
XPZ600A	600
XPZ612A	612
XPZ630A	630
XPZ637A	637
XPZ662A	662
XPZ670A	670
XPZ687A	687
XPZ710A	710
XPZ722A	722
XPZ730A	730
XPZ737A	737
XPZ750A	750
XPZ762A	762
XPZ772A	772
XPZ780A	780
XPZ787A	787
XPZ800A	800
XPZ812A	812
XPZ820A	820
XPZ825A	825
XPZ830A	830
XPZ837A	837
XPZ850A	850
XPZ862A	862
XPZ875A	875
XPZ880A	880
XPZ887A	887
XPZ900A	900
XPZ912A	912
XPZ925A	925
XPZ930A	930
XPZ937A	937
XPZ950A	950
XPZ962A	962
XPZ975A	975
XPZ980A	980
XPZ987A	987
XPZ1000A	1000
XPZ1012A	1012
XPZ1024A	1024
XPZ1030A	1030
XPZ1037A	1037
XPZ1047A	1047
XPZ1060A	1060
XPZ1077A	1077
XPZ1080A	1080
XPZ1087A	1087
XPZ1112A	1112
XPZ1120A	1120
XPZ1137A	1137
XPZ1140A	1140
XPZ1150A	1150
XPZ1162A	1162

Item no JENS S.	Pitch length Lp, mm
XPZ1180A	1180
XPZ1187A	1187
XPZ1202A	1202
XPZ1212A	1212
XPZ1230A	1230
XPZ1237A	1237
XPZ1250A	1250
XPZ1262A	1262
XPZ1270A	1270
XPZ1280A	1280
XPZ1287A	1287
XPZ1300A	1300
XPZ1312A	1312
XPZ1320A	1320
XPZ1337A	1337
XPZ1362A	1362
XPZ1380A	1380
XPZ1387A	1387
XPZ1400A	1400
XPZ1412A	1412
XPZ1420A	1420
XPZ1430A	1430
XPZ1437A	1437
XPZ1450A	1450
XPZ1462A	1462
XPZ1480A	1480
XPZ1487A	1487
XPZ1500A	1500
XPZ1512A	1512
XPZ1520A	1520
XPZ1530A	1530
XPZ1537A	1537
XPZ1550A	1550
XPZ1562A	1562
XPZ1580A	1580
XPZ1587A	1587
XPZ1600A	1600
XPZ1612A	1612
XPZ1637A	1637
XPZ1650A	1650
XPZ1662A	1662
XPZ1687A	1687
XPZ1700A	1700
XPZ1737A	1737
XPZ1750A	1750
XPZ1762A	1762
XPZ1800A	1800
XPZ1850A	1850
XPZ1887A	1887
XPZ1900A	1900
XPZ1950A	1950
XPZ2000A	2000
XPZ2037A	2037
XPZ2060A	2060
XPZ2120A	2120
XPZ2160A	2160

Item no JENS S.	Pitch length Lp, mm
XPZ2240A	2240
XPZ2280A	2280
XPZ2287A	2287
XPZ2360A	2360
XPZ2410A	2410
XPZ2500A	2500
XPZ2540A	2540
XPZ2650A	2650
XPZ2690A	2690
XPZ2800A	2800
XPZ2840A	2840
XPZ3000A	3000
XPZ3150A	3150
XPZ3175A	3175
XPZ3350A	3350

XPA	
Item no JENS S.	Pitch length Lp, mm
XPA590A	590
XPA610A	610
XPA630A	630
XPA640A	640
XPA670A	670
XPA690A	690
XPA710A	710
XPA732A	732
XPA750A	750
XPA757A	757
XPA782A	782
XPA800A	800
XPA807A	807
XPA820A	820
XPA832A	832
XPA850A	850
XPA857A	857
XPA882A	882
XPA900A	900
XPA907A	907
XPA925A	925
XPA932A	932
XPA950A	950
XPA957A	957
XPA969A	969
XPA975A	975
XPA982A	982
XPA1000A	1000
XPA1007A	1007
XPA1030A	1030
XPA1055A	1055


Item no JENS S.	Pitch length Lp, mm
XPA1060A	1060
XPA1082A	1082
XPA1090A	1090
XPA1107A	1107
XPA1120A	1120
XPA1132A	1132
XPA1140A	1140
XPA1150A	1150
XPA1157A	1157
XPA1180A	1180
XPA1200A	1200
XPA1207A	1207
XPA1215A	1215
XPA1232A	1232
XPA1250A	1250
XPA1257A	1257
XPA1282A	1282
XPA1300A	1300
XPA1307A	1307
XPA1320A	1320
XPA1332A	1332
XPA1340A	1340
XPA1357A	1357
XPA1360A	1360
XPA1382A	1382
XPA1400A	1400
XPA1420A	1420
XPA1432A	1432
XPA1450A	1450
XPA1457A	1457
XPA1482A	1482
XPA1490A	1490
XPA1500A	1500
XPA1507A	1507
XPA1532A	1532
XPA1550A	1550
XPA1557A	1557
XPA1582A	1582
XPA1600A	1600
XPA1632A	1632
XPA1650A	1650
XPA1657A	1657
XPA1680A	1680
XPA1700A	1700
XPA1732A	1732
XPA1750A	1750
XPA1782A	1782
XPA1800A	1800
XPA1832A	1832
XPA1850A	1850
XPA1857A	1857
XPA1882A	1882
XPA1900A	1900

Item no JENS S.	Pitch length Lp, mm
XPA1932A	1932
XPA1950A	1950
XPA1957A	1957
XPA1982A	1982
XPA2000A	2000
XPA2032A	2032
XPA2057A	2057
XPA2082A	2082
XPA2120A	2120
XPA2132A	2132
XPA2160A	2160
XPA2182A	2182
XPA2207A	2207
XPA2240A	2240
XPA2282A	2282
XPA2300A	2300
XPA2310A	2310
XPA2332A	2332
XPA2360A	2360
XPA2382A	2382
XPA2432A	2432
XPA2482A	2482
XPA2500A	2500
XPA2532A	2532
XPA2582A	2582
XPA2607A	2607
XPA2632A	2632
XPA2650A	2650
XPA2682A	2682
XPA2732A	2732
XPA2800A	2800
XPA2832A	2832
XPA2882A	2882
XPA2932A	2932
XPA3000A	3000
XPA3150A	3150
XPA3350A	3350
XPA3550A	3550
XPA3750A	3750
XPA4000A	4000

XPB	
Item no JENS S.	Pitch length Lp, mm
XPB1000A	1000
XPB1060A	1060
XPB1080A	1080
XPB1120A	1120
XPB1175A	1175
XPB1180A	1180
XPB1250A	1250
XPB1260A	1260
XPB1270A	1270
XPB1285A	1285
XPB1320A	1320
XPB1340A	1340
XPB1350A	1350
XPB1360A	1360
XPB1400A	1400
XPB1440A	1440
XPB1450A	1450
XPB1470A	1470
XPB1481A	1481
XPB1500A	1500
XPB1525A	1525
XPB1550A	1550
XPB1590A	1590
XPB1600A	1600
XPB1650A	1650
XPB1690A	1690
XPB1700A	1700
XPB1750A	1750
XPB1800A	1800
XPB1850A	1850
XPB1900A	1900
XPB1950A	1950
XPB1970A	1970
XPB2000A	2000
XPB2020A	2020
XPB2060A	2060
XPB2100A	2100
XPB2120A	2120
XPB2150A	2150
XPB2180A	2180
XPB2240A	2240
XPB2280A	2280
XPB2300A	2300
XPB2310A	2310
XPB2325A	2325
XPB2360A	2360
XPB2400A	2400
XPB2410A	2410
XPB2450A	2450
XPB2500A	2500

Item no JENS S.	Pitch length Lp, mm
XPB2530A	2530
XPB2580A	2580
XPB2650A	2650
XPB2680A	2680
XPB2700A	2700
XPB2730A	2730
XPB2800A	2800
XPB2840A	2840
XPB2900A	2900
XPB3000A	3000
XPB3150A	3150
XPB3250A	3250
XPB3350A	3350
XPB3550A	3550
XPB3750A	3750
XPB3800A	3800
XPB4000A	4000
XPB4060A	4060
XPB4250A	4250
XPB4310A	4310
XPB4500A	4500
XPB4750A	4750
XPB5000A	5000

XPC	
Item no JENS S.	Pitch length Lp, mm
XPC1900A	1900
XPC2000A	2000
XPC2120A	2120
XPC2240A	2240
XPC2360A	2360
XPC2500A	2500
XPC2650A	2650
XPC2800A	2800
XPC2900A	2900
XPC3000A	3000
XPC3150A	3150
XPC3350A	3350
XPC3550A	3550
XPC3750A	3750
XPC4000A	4000
XPC4060A	4060
XPC4250A	4250
XPC4500A	4500
XPC4750A	4750
XPC5000A	5000

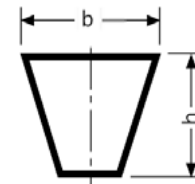


Wrapped heavy-duty narrow V-belt according to DIN7753. A reinforced polyester cord that provides little maintenance. It is also available on request, in a stronger version with Aramid cord, called Conti-V Power.

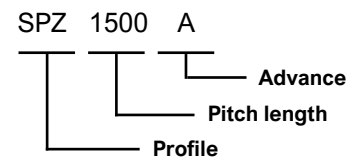
Jens S' stocked profiles are SPZ, SPA, SPB and SPC. They are available in length 1200-9500mm.

- Antistatic acc. to ISO 1813
- Material: Chloropene rubber
- Cord: Polyester
- Temperature range: -30°C to +90°C
- Standard: DIN 7753

Profil		SPZ	SPA	SPB	SPC
Inner length	Li (mm)	Li = Lp -38	Li = Lp -46	Li = Lp -60	Li = Lp -84
Outer length	La (mm)	La = Lp +12	La = Lp +17	La = Lp +22	La = Lp +29
Belt height	h (mm)	8	10	13	18
Belt width	b (mm)	9,7	12,7	16,3	22,0
Weight	Kg/m	0,073	0,100	0,178	0,380



Item no. example



Lp, pitch length. See table on page 9

Conti® V Advance

Conti® V Advance is a narrow designed, high efficient belt. The belt is suitable as a clutch belt and for reverse flexing. Its product properties delivers up to 70 percent higher performance than conventional V-belts, when demands are at their toughest. Thanks to its extended lifetime, the Conti® V Advance ensures long-term cost savings.

Product Properties

- Increased power output as a result of low-stretch polyester cord
- Maintenance-free
- Moderately oil-resistant
- Suitable for tropical climates
- Unaffected by dust
- Temperature resistant from -30°C to +80°C
- Antistatic according to ISO 1813

SPZ	
Item no JENS S.	Pitch length Lp, mm
SPZ1202A	1202
SPZ1212A	1212
SPZ1237A	1237
SPZ1250A	1250
SPZ1262A	1262
SPZ1287A	1287
SPZ1312A	1312
SPZ1320A	1320
SPZ1337A	1337
SPZ1362A	1362
SPZ1387A	1387
SPZ1400A	1400
SPZ1412A	1412
SPZ1437A	1437
SPZ1462A	1462
SPZ1500A	1500
SPZ1512A	1512
SPZ1537A	1537
SPZ1562A	1562
SPZ1587A	1587
SPZ1600A	1600
SPZ1612A	1612
SPZ1637A	1637
SPZ1662A	1662
SPZ1687A	1687
SPZ1700A	1700
SPZ1737A	1737
SPZ1762A	1762
SPZ1787A	1787
SPZ1800A	1800
SPZ1837A	1837
SPZ1862A	1862
SPZ1887A	1887
SPZ1900A	1900
SPZ1937A	1937
SPZ1987A	1987
SPZ2000A	2000
SPZ2037A	2037
SPZ2120A	2120
SPZ2137A	2137
SPZ2187A	2187
SPZ2240A	2240
SPZ2287A	2287
SPZ2360A	2360
SPZ2500A	2500
SPZ2650A	2650
SPZ2800A	2800
SPZ3000A	3000
SPZ3150A	3150
SPZ3350A	3350
SPZ3550A	3550


SPA	
Item no JENS S.	Pitch length Lp, mm
SPA1207A	1207
SPA1232A	1232
SPA1250A	1250
SPA1257A	1257
SPA1272A	1272
SPA1282A	1282
SPA1307A	1307
SPA1320A	1320
SPA1332A	1332
SPA1357A	1357
SPA1382A	1382
SPA1400A	1400
SPA1407A	1407
SPA1432A	1432
SPA1457A	1457
SPA1482A	1482
SPA1500A	1500
SPA1507A	1507
SPA1532A	1532
SPA1557A	1557
SPA1582A	1582
SPA1600A	1600
SPA1607A	1607
SPA1632A	1632
SPA1657A	1657
SPA1682A	1682
SPA1700A	1700
SPA1707A	1707
SPA1732A	1732
SPA1757A	1757
SPA1782A	1782
SPA1800A	1800
SPA1807A	1807
SPA1832A	1832
SPA1857A	1857
SPA1882A	1882
SPA1900A	1900
SPA1907A	1907
SPA1932A	1932
SPA1957A	1957
SPA1982A	1982
SPA2000A	2000
SPA2032A	2032
SPA2057A	2057
SPA2082A	2082
SPA2120A	2120
SPA2132A	2132
SPA2182A	2182
SPA2207A	2207
SPA2232A	2232

Item no JENS S.	Pitch length Lp, mm
SPA2240A	2240
SPA2282A	2282
SPA2300A	2300
SPA2307A	2307
SPA2332A	2332
SPA2360A	2360
SPA2382A	2382
SPA2432A	2432
SPA2482A	2482
SPA2500A	2500
SPA2532A	2532
SPA2582A	2582
SPA2607A	2607
SPA2632A	2632
SPA2650A	2650
SPA2682A	2682
SPA2732A	2732
SPA2782A	2782
SPA2800A	2800
SPA2832A	2832
SPA2847A	2847
SPA2882A	2882
SPA2932A	2932
SPA2982A	2982
SPA3000A	3000
SPA3150A	3150
SPA3182A	3182
SPA3282A	3282
SPA3350A	3350
SPA3382A	3382
SPA3550A	3550
SPA3650A	3650
SPA3750A	3750
SPA3870A	3870
SPA4000A	4000
SPA4250A	4250
SPA4500A	4500

SPB	
Item no JENS S.	Pitch length Lp, mm
SPB1250A	1250
SPB1320A	1320
SPB1400A	1400
SPB1450A	1450
SPB1500A	1500
SPB1550A	1550
SPB1600A	1600

Item no JENS S.	Pitch length Lp, mm
SPB1700A	1700
SPB1800A	1800
SPB1900A	1900
SPB2000A	2000
SPB2020A	2020
SPB2120A	2120
SPB2240A	2240
SPB2280A	2280
SPB2360A	2360
SPB2500A	2500
SPB2650A	2650
SPB2800A	2800
SPB3000A	3000
SPB3070A	3070
SPB3150A	3150
SPB3170A	3170
SPB3250A	3250
SPB3350A	3350
SPB3450A	3450
SPB3550A	3550
SPB3650A	3650
SPB3750A	3750
SPB3800A	3800
SPB3870A	3870
SPB4000A	4000
SPB4060A	4060
SPB4250A	4250
SPB4310A	4310
SPB4500A	4500
SPB4560A	4560
SPB4620A	4620
SPB4750A	4750
SPB4820A	4820
SPB5000A	5000
SPB5070A	5070
SPB5300A	5300
SPB5380A	5380
SPB5600A	5600
SPB5680A	5680
SPB6000A	6000
SPB6300A	6300
SPB6700A	6700
SPB7100A	7100
SPB7500A	7500
SPB8000A	8000

SPC	
Item no JENS S.	Pitch length Lp, mm
SPC2000A	2000
SPC2120A	2120
SPC2240A	2240
SPC2360A	2360
SPC2500A	2500
SPC2650A	2650
SPC2800A	2800
SPC3000A	3000
SPC3150A	3150
SPC3350A	3350
SPC3550A	3550
SPC3750A	3750
SPC4000A	4000
SPC4250A	4250
SPC4500A	4500
SPC4750A	4750
SPC5000A	5000
SPC5300A	5300
SPC5600A	5600
SPC6000A	6000
SPC6300A	6300
SPC6700A	6700
SPC7100A	7100
SPC7500A	7500
SPC8000A	8000
SPC8500A	8500
SPC9000A	9000
SPC9500A	9500

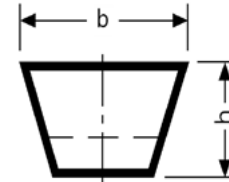


Raw-edge classic V-belt according to DIN2215. This belt has fiber reinforced rubber and a belt profile that allows small pulley diameters.

Jens S' stocked profiles are ZX, AX, BX och CX. They are available in lengths below 3000mm.

- Antistatic acc. to ISO 1813
- Material: Synthetic rubber
- Cord: Polyester
- Temperature range: -30°C to +70°C
- Standard: DIN 2215

Profil		ZX	AX	BX	CX
Inner length	Li (mm)	Li = Lp -23	Li = Lp -30	Li = Lp -45	Li = Lp -59
Outer length	La (mm)	La = Lp +15	La = Lp +20	La = Lp +24	La = Lp +29
Belt height	h (mm)	6	8	11	14
Belt width	b (mm)	10,0	13,0	16,5	22,0
Weigth	Kg/m	0,060	0,105	0,170	0,324



Item no. example



Lp, pitch length. See table on page 11

The Conti® VX Classic

The Conti® VX Classic was developed for high-speed industrial drives with small belt pulleys. It is suitable for light-duty drives, for example in dryers and for gardening machinery.

Product Properties

- Very good flexibility thanks to molded teeth
- Moderately oil-resistant
- Unaffected by dust
- Temperature resistant from -30°C to +70°C
- Antistatic according to ISO 1813 (above length of 3,500 mm antistatic test required)
- Matched-set L=L (from 1,000 mm)

ZX	
Item no JENS S.	Pitch length Lp, mm
ZX15,8	424
ZX16,8	450
ZX17,5	468
ZX18	480
ZX19	506
ZX19,5	518
ZX20	531
ZX20,5	544
ZX21	556
ZX22	582
ZX23	607
ZX24	633
ZX25	658
ZX26	683
ZX27	709
ZX28	724
ZX28,5	747
ZX30	785
ZX30,5	798
ZX31	810
ZX32	836
ZX33	861
ZX35	912
ZX36	937
ZX37	963
ZX38	988
ZX39	1014
ZX40	1039
ZX40,5	1052
ZX41	1064
ZX42	1090
ZX43	1115
ZX44	1141
ZX45	1166
ZX46,5	1204
ZX52	1344
ZX55	1420
ZX59	1522
ZX60	1547
ZX61	1572
ZX64	1629
ZX65	1674
ZX82	2106

AX	
Item no JENS S.	Pitch length Lp, mm
AX19	513
AX20	538

Item no JENS S.	Pitch length Lp, mm
AX21	563
AX22	589
AX23	614
AX24	640
AX25	665
AX26	690
AX26,5	703
AX27	716
AX28	741
AX28,5	754
AX29	767
AX29,5	779
AX30	797
AX30,5	805
AX31	817
AX31,5	830
AX32	843
AX32,5	856
AX33	868
AX34	894
AX35	919
AX35,5	932
AX36	944
AX36,5	957
AX37	970
AX37,5	983
AX38	995
AX38,5	1008
AX39	1021
AX39,5	1033
AX40	1046
AX41	1071
AX42	1097
AX43	1122
AX44	1148
AX45	1173
AX46	1198
AX47	1224
AX48	1249
AX49	1275
AX50	1300
AX51	1325
AX52	1351
AX53	1376
AX54	1402
AX55	1427
AX56	1452
AX57	1478
AX58	1503
AX59	1529
AX60	1554
AX61	1579

Item no JENS S.	Pitch length Lp, mm
AX62	1605
AX63	1630
AX64	1656
AX65	1681
AX66	1706
AX67	1732
AX68	1757
AX69	1783
AX70	1808
AX71	1833
AX72	1859
AX73	1884
AX74	1910
AX75	1935
AX76	1960
AX77	1986
AX78	2011
AX79	2037
AX80	2062
AX81	2087
AX82	2113
AX83	2138
AX84	2164
AX85	2189
AX86	2214
AX87	2240
AX88	2265
AX89	2291
AX90	2316
AX91	2341
AX92	2367
AX93	2392
AX94	2418
AX95	2443
AX96	2468
AX98	2519
AX100	2570
AX102	2621
AX105	2697
AX110	2830
AX112	2875

BX	
Item no JENS S.	Pitch length Lp, mm
BX24	655
BX27	731
BX28	756
BX29	782
BX30	807

Item no JENS S.	Pitch length Lp, mm
BX31	832
BX32	858
BX33	883
BX34	909
BX34,5	921
BX35	934
BX36	959
BX37	985
BX37,5	998
BX38	1010
BX38,5	1023
BX39	1036
BX39,5	1048
BX40	1061
BX40,5	1074
BX41	1086
BX41,5	1099
BX42	1112
BX42,5	1125
BX43	1137
BX44	1163
BX45	1188
BX46	1213
BX46,5	1226
BX47	1239
BX48	1264
BX49	1290
BX50	1315
BX51	1340
BX52	1366
BX53	1391
BX53,5	1404
BX54	1417
BX55	1442
BX56	1467
BX57	1493
BX58	1518
BX59	1544
BX60	1569
BX61	1594
BX62	1620
BX63	1645
BX64	1671
BX65	1696
BX66	1721
BX67	1747
BX68	1772
BX69	1798
BX70	1823
BX71	1848
BX72	1874
BX73	1899

Item no JENS S.	Pitch length Lp, mm
BX74	1925
BX75	1950
BX76	1975
BX77	2001
BX78	2026
BX79	2052
BX80	2077
BX81	2102
BX82	2128
BX83	2153
BX84	2179
BX85	2204
BX86	2229
BX87	2255
BX88	2280
BX89	2306
BX90	2331
BX91	2356
BX92	2382
BX93	2407
BX94	2433
BX95	2458
BX96	2483
BX97	2509
BX98	2534
BX100	2585
BX104	2687
BX105	2712
BX106	2737
BX110	2839
BX112	2890

CX	
Item no JENS S.	Pitch length Lp, mm
CX38	1024
CX42	1126
CX43	1151
CX44	1177
CX49	1304
CX50	1329
CX51	1354
CX52	1380
CX54	1431
CX55	1456
CX56	1481
CX57	1507
CX58	1532
CX59	1558
CX60	1583

Item no JENS S.	Pitch length Lp, mm
CX61	1608
CX62	1634
CX63	1659
CX65	1710
CX67	1761
CX68	1786
CX69	1812
CX70	1837
CX71	1962
CX72	1888
CX73	1913
CX74,5	1951
CX75	1964
CX76	1989
CX78	2040
CX79	2066
CX80	2091
CX81	2116
CX84	2193
CX85	2218
CX88	2294
CX93	2421
CX96	2497
CX97	2523
CX105	2726
CX108	2802
CX110	2853
CX112	2904

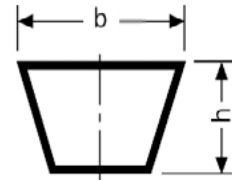


Wrapped classic V-belt to DIN2215. Construction with strong fabric layer. Built for tough drives in general mechanical engineering applications.

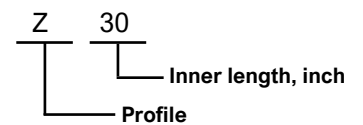
Jens S' stocked profiles are Z, A, B, C and D. They are available in lengths from 3000mm and up.

- Antistatic acc. to ISO 1813
- Material: Natural rubber
- Cord: Polyester
- Temperature range: -55°C to +70°C
- Standard: DIN 2215

Profil		Z	A	B	C	D
Inner length	Li (mm)	Li = Lp -23	Li = Lp -30	Li = Lp -45	Li = Lp -59	Li = Lp -76
Outer length	La (mm)	La = Lp +15	La = Lp +20	La = Lp +24	La = Lp +29	La = Lp +43
Belt height	h (mm)	6	8	11	14	19
Belt width	b (mm)	10,0	13,0	17,0	22,0	32,0
Weigth	Kg/m	0,060	0,105	0,170	0,324	0,630



Item no. example



Lp, pitch length. See table on page 13

The Conti® V

The Conti® V classic was developed for tough drives in general mechanical engineering applications. It is suitable for drives with small pulley diameters. The wrapped classical-section V-belt can also be used as a V-flat drive.

Product Properties

- Moderately oil-resistant
- Unaffected by dust
- Temperature resistant from -55°C to +70°C
- Antistatic according to ISO 1813
- Matched-set L=L (from 1,000 mm)

Z	
Item no JENS S.	Pitch length Lp, mm
Z16,75	448
Z17,75	473
Z18,5	493
Z18,75	498
Z19	506
Z19,75	523
Z20	531
Z20,5	543
Z21	553
Z22	583
Z22,5	598
Z23	607
Z23,5	623
Z24	633
Z25	653
Z25,5	673
Z26,5	693
Z27	709
Z27,5	723
Z28	733
Z28,5	748
Z28,7	753
Z29,5	773
Z30	788
Z30,5	798
Z31,5	823
Z32	836
Z32,25	843
Z32,5	848
Z33	861
Z33,5	873
Z34	888
Z34,5	898
Z35	912
Z35,5	923
Z36	937
Z36,4	948
Z37	963
Z37,5	976
Z38	988
Z39	1013
Z39,5	1023
Z40	1039
Z40,5	1053
Z41	1064
Z42	1083
Z42,5	1103
Z43	1113
Z43,5	1128

Item no JENS S.	Pitch length Lp, mm
Z44	1143
Z45	1173
Z46	1193
Z46,5	1203
Z47	1217
Z48	1238
Z48,5	1253
Z48,5	1253
Z49	1273
Z50	1393
Z51	1318
Z52	1343
Z53	1369
Z54	1394
Z55	1423
Z57	1473
Z58	1498
Z59	1523
Z61	1573
Z62	1598
Z63	1623
Z67	1723
Z69	1773
Z71	1823
Z75	1923
Z78	1998
Z79	2023
Z82	2103
Z98,5	2523

A	
Item no JENS S.	Pitch length Lp, mm
A18	487
A19	513
A20	538
A21	565
A22	590
A23	610
A24	630
A25	660
A26	685
A26,5	700
A27	720
A28	740
A29	760
A29,5	780
A30	797
A30,5	810

Item no JENS S.	Pitch length Lp, mm
A31	817
A31,5	830
A32	843
A32,5	855
A33	868
A33,5	880
A34	885
A34,5	905
A35	919
A35,5	930
A36	944
A36,5	955
A37	969
A37,5	980
A38	995
A38,5	1005
A39	1021
A39,5	1030
A40	1046
A40,5	1060
A41	1071
A42	1090
A42,3	1105
A43	1120
A43,5	1135
A44	1150
A45	1173
A46	1198
A46,5	1210
A47	1230
A48	1250
A48,5	1270
A49	1280
A50	1300
A51	1330
A52	1350
A53	1376
A54	1402
A55	1430
A56	1452
A57	1478
A58	1505
A59	1530
A60	1555
A61	1580
A62	1605
A63	1630
A64	1655
A65	1681
A66	1706
A67	1730

Item no JENS S.	Pitch length Lp, mm
A68	1755
A69	1780
A70	1810
A71	1830
A72	1855
A73	1884
A74	1910
A75	1930
A76	1960
A77	1986
A78	2010
A79	2030
A79,5	2040
A80	2060
A80,5	2070
A81	2087
A82	2113
A83	2130
A83,5	2150
A84	2164
A85	2180
A86	2214
A87	2230
A88	2270
A89	2291
A90	2315
A91	2341
A92	2367
A93	2390
A94	2418
A95	2443
A96	2465
A97,5	2505
A98	2530
A100	2570
A102	2621
A103	2646
A104	2680
A105	2697
A106	2722
A107	2760
A108	2773
A110	2830
A112	2870
A116	2976
A118	3030
A120	3080
A124	3180
A128	3280
A132	3380
A134	3434

Item no JENS S.	Pitch length Lp, mm
A136	3484
A140	3580
A143	3662
A144	3680
A145	3713
A158	4030

B	
Item no JENS S.	Pitch length Lp, mm
B24	660
B25	680
B25,5	695
B26,5	715
B27	731
B28	755
B28,5	770
B29	782
B29,5	795
B30	807
B30,5	820
B31	833
B31,5	845
B32	858
B33	883
B33,5	895
B34	909
B34,5	920
B35	934
B35,5	945
B36	960
B36,5	970
B37	985
B37,5	995
B38	1010
B38,5	1020
B39	1036
B39,5	1045
B40	1062
B40,5	1075
B41	1085
B41,3	1095
B42	1105
B42,5	1120
B43	1135
B43,5	1145
B44	1165
B45	1195
B46	1220
B46,5	1225

Item no JENS S.	Pitch length Lp, mm
B47	1245
B48	1260
B48,5	1270
B49	1295
B50	1315
B51	1345
B52	1365
B52,5	1380
B53	1395
B53,5	1405
B54	1417
B55	1445
B56	1467
B57	1495
B58	1515
B59	1545
B60	1570
B61	1595
B62	1620
B63	1645
B64	1670
B65	1695
B66	1721
B67	1745
B68	1770
B69	1795
B69,5	1806
B70	1820
B71	1845
B72	1874
B73	1895
B74	1925
B75	1945
B76	1975
B77	1995
B78	2026
B79	2045
B80	2075
B81	2105
B82	2128
B83	2153
B83,5	2165
B84	2179
B85	2205
B86	2229
B86,5	2242
B87	2255
B88	2285
B89	2306
B90	2331
B91	2345
B92	2382

B	
Item no JENS S.	Pitch length Lp, mm
B93	2405
B94	2433
B94,5	2445
B95	2458
B96	2483
B96,5	2495
B97	2510
B98	2545
B99	2560
B100	2585
B101	2610
B102	2645
B103	2661
B104	2695
B105	2712
B106	2745
B107	2763
B108	2795
B110	2845
B112	2885
B114	2945
B115	2966
B116	2995
B118	3045
B120	3095
B122	3145
B124	3195
B125	3220
B126	3245
B128	3295
B130	3347
B132	3395
B133	3423
B134	3449
B135	3474
B136	3495
B138	3550
B140	3595
B141	3626
B142	3645
B144	3703
B146	3745
B148	3795
B150	3855
B151,5	3895
B152	3906
B154	3957
B156	3995
B158	4045
B160	4109

Item no JENS S.	Pitch length Lp, mm
B162	4160
B164	4211
B165	4245
B167	4295
B173	4439
B175	4495
B177	4545
B180	4617
B185	4744
B187	4795
B188	4820
B192	4922
B195	4998
B197	5045
B200	5145
B204	5227
B208	5328
B209	5345
B210	5379
B215	5508
B220	5645
B236	6039
B248	6345
B276	7045
B300	7665
B315	8045
B360	9189
B370	3443
B669	17038

C	
Item no JENS S.	Pitch length Lp, mm
C42	1126
C43	1149
C46,5	1239
C47	1259
C48	1279
C49	1309
C50	1329
C51	1354
C52	1379
C53	1409
C54	1434
C55	1459
C56	1484
C57	1509
C58	1534
C59	1559
C60	1583

Item no JENS S.	Pitch length Lp, mm
C61	1609
C62	1634
C63	1659
C64	1685
C65	1709
C66	1735
C67	1759
C68	1786
C69	1809
C70	1837
C71	1859
C72	1888
C73	1913
C74	1939
C75	1959
C76	1989
C76,5	2009
C77	2015
C78	2040
C79	2059
C80	2091
C81	2116
C82	2142
C83	2167
C83,5	2179
C84	2194
C85	2218
C86	2243
C87	2269
C88	2299
C89	2320
C90	2345
C91	2370
C92	2396
C93	2419
C94	2447
C95	2472
C96	2497
C96,5	2509
C97	2523
C98	2559
C99	2584
C100	2599
C101	2619
C102	2650
C103	2675
C104	2701
C105	2729
C106	2751
C107	2777
C108	2809
C109	2828
C110	2859

Item no JENS S.	Pitch length Lp, mm
C111	2878
C112	2904
C113	2924
C114	2959
C115	2980
C116	3009
C117	3024
C118	3059
C120	3109
C122	3158
C124	3209
C125	3234
C126	3259
C127	3285
C128	3309
C130	3361
C132	3409
C134	3463
C136	3513
C138	3564
C139	3590
C140	3609
C142	3666
C143	3691
C144	3717
C145	3742
C146	3759
C148	3809
C150	3869
C152	3909
C154	3971
C155	3996
C156	4021
C157	4047
C158	4059
C159	4098
C160	4123
C162	4174
C163	4199
C164	4225
C166	4275
C167	4309
C168	4326
C170	4377
C173	4449
C175	4504
C177	4559
C180	4631
C182	4682
C183	4707
C185	4758
C187	4809
C189	4859

Item no JENS S.	Pitch length Lp, mm
C190	4885
C192	4936
C193	4959
C195	5012
C197	5059
C200	5139
C202	5190
C204	5241
C208	5342
C209	5359
C210	5393
C215	5520
C216	5545
C217	5559
C220	5659
C225	5774
C228	5850
C230	5901
C236	6059
C238	6104
C240	6155
C248	6359
C255	6536
C260	6663
C264	6759
C265	6789
C270	6917
C276	7069
C280	7159
C285	7298
C295	7559
C300	7679
C315	8059
C316	8085
C324	8289
C330	8441
C345	8825
C358	9152
C360	9203
C994	10067

D	
Item no JENS S.	Pitch length Lp, mm
D85	2235
D98	2576
D104	2726
D108	2819
D110	2876
D112	2921

Item no JENS S.	Pitch length Lp, mm
D118	3076
D120	3124
D124	3226
D126	3276
D128	3326
D132	3426
D135	3501
D136	3526
D140	3626
D144	3734
D148	3826
D154	3986
D158	4076
D162	4191
D163	4216
D167	4326
D169	4369
D173	4470
D175	4521
D177	4576
D180	4648
D187	4826
D195	5029
D197	5076
D207	5334
D210	5406
D220	5676
D225	5791
D236	6076
D238	6121
D240	6172
D248	6376
D264	6776
D270	6934
D280	7176
D292	7493
D295	7576
D298	7645
D300	7696
D315	8076
D330	8458
D354	9068
D374	9576
D390	9982
D394	10076
D441	11276
D478	12217
D480	12268
D492	12576

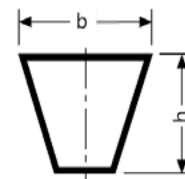


Wrapped narrow V-belt to DIN 7753. Built for demanding drives in mechanical engineering field.

Jens S' stocked profiles are SPZ, SPA, SPB and SPC. They are available in lengths from 512 - 9500 mm.

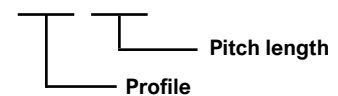
- Material: Natural rubber
- Cord: Polyester
- Temperature range: -55°C to +70°C
- Antistatic acc. to ISO 1813
- Standard: DIN 7753

Profil		SPZ	SPA	SPB	SPC
Inner length	Li (mm)	Li = Lp -38	Li = Lp -46	Li = Lp -60	Li = Lp -84
Outer length	La (mm)	La = Lp +12	La = Lp +17	La = Lp +22	La = Lp +29
Belt height	h (mm)	8	10	13	18
Belt width	b (mm)	9,7	12,7	16,3	22,0
Weight	Kg/m	0,073	0,100	0,178	0,380



Item no. example

SPZ 612



Lp, pitch length. See table on page 16-17

The Conti® V

The Conti® V narrow is a suitable V-belt for drives in general mechanical engineering applications. In most cases a narrow section V-belt can replace a classical section V-belt without a problem. Up to 33 % higher belt speeds can be achieved by comparison. The larger surface area means that the Conti® V narrow section V-belt offers better heat dissipation and potential cost savings of up to 40 % compared with classical section wrapped V-belts.

Product Properties

- Moderately oil-resistant
- Unaffected by dust
- Temperature resistant from -55°C to +70°C
- Antistatic according to ISO 1813
- Matched-set L=L (from 1,000 mm)

SPZ	
Item no JENS S.	Pitch length Lp, mm
SPZ512	512
SPZ562	562
SPZ587	587
SPZ612	612
SPZ630	630
SPZ637	637
SPZ662	662
SPZ670	670
SPZ677	677
SPZ687	687
SPZ697	697
SPZ710	710
SPZ722	722
SPZ737	737
SPZ750	750
SPZ762	762
SPZ772	772
SPZ787	787
SPZ800	800
SPZ812	812
SPZ825	825
SPZ837	837
SPZ850	850
SPZ862	862
SPZ875	875
SPZ887	887
SPZ900	900
SPZ912	912
SPZ922	922
SPZ925	925
SPZ927	927
SPZ937	937
SPZ950	950
SPZ962	962
SPZ970	970
SPZ987	987
SPZ1000	1000
SPZ1012	1012
SPZ1024	1024
SPZ1037	1037
SPZ1047	1047
SPZ1060	1060
SPZ1077	1077
SPZ1087	1087
SPZ1112	1112
SPZ1120	1120
SPZ1127	1127

Item no JENS S.	Pitch length Lp, mm
SPZ1137	1137
SPZ1147	1147
SPZ1150	1150
SPZ1162	1162
SPZ1180	1180
SPZ1187	1187
SPZ1202	1202
SPZ1212	1212
SPZ1222	1222
SPZ1237	1237
SPZ1250	1250
SPZ1262	1262
SPZ1270	1270
SPZ1287	1287
SPZ1312	1312
SPZ1320	1320
SPZ1337	1337
SPZ1347	1347
SPZ1362	1362
SPZ1387	1387
SPZ1400	1400
SPZ1412	1412
SPZ1420	1420
SPZ1437	1437
SPZ1457	1457
SPZ1462	1462
SPZ1487	1487
SPZ1500	1500
SPZ1512	1512
SPZ1520	1520
SPZ1537	1537
SPZ1550	1550
SPZ1562	1562
SPZ1587	1587
SPZ1600	1600
SPZ1612	1612
SPZ1637	1637
SPZ1650	1650
SPZ1662	1662
SPZ1687	1687
SPZ1700	1700
SPZ1712	1712
SPZ1737	1737
SPZ1750	1750
SPZ1762	1762
SPZ1787	1787
SPZ1800	1800
SPZ1812	1812
SPZ1837	1837

Item no JENS S.	Pitch length Lp, mm
SPZ1850	1850
SPZ1862	1862
SPZ1887	1887
SPZ1900	1900
SPZ1937	1937
SPZ1950	1950
SPZ1987	1987
SPZ2000	2000
SPZ2030	2030
SPZ2037	2037
SPZ2062	2062
SPZ2087	2087
SPZ2120	2120
SPZ2137	2137
SPZ2150	2150
SPZ2160	2160
SPZ2187	2187
SPZ2240	2240
SPZ2262	2262
SPZ2280	2280
SPZ2287	2287
SPZ2360	2360
SPZ2410	2410
SPZ2437	2437
SPZ2487	2487
SPZ2500	2500
SPZ2540	2540
SPZ2650	2650
SPZ2690	2690
SPZ2800	2800
SPZ2840	2840
SPZ3000	3000
SPZ3150	3150
SPZ3170	3170
SPZ3350	3350
SPZ3550	3550

SPA	
Item no JENS S.	Pitch length Lp, mm
SPA647	647
SPA707	707
SPA732	732
SPA757	757
SPA782	782
SPA800	800
SPA807	807

Item no JENS S.	Pitch length Lp, mm
SPA832	832
SPA850	850
SPA857	857
SPA882	882
SPA900	900
SPA907	907
SPA925	925
SPA932	932
SPA950	950
SPA957	957
SPA967	967
SPA982	982
SPA1000	1000
SPA1007	1007
SPA1032	1032
SPA1042	1042
SPA1057	1057
SPA1060	1060
SPA1082	1082
SPA1090	1090
SPA1100	1100
SPA1107	1107
SPA1120	1120
SPA1132	1132
SPA1150	1150
SPA1157	1157
SPA1175	1175
SPA1180	1180
SPA1207	1207
SPA1225	1225
SPA1232	1232
SPA1250	1250
SPA1257	1257
SPA1272	1272
SPA1282	1282
SPA1300	1300
SPA1307	1307
SPA1320	1320
SPA1332	1332
SPA1357	1357
SPA1367	1367
SPA1375	1375
SPA1382	1382
SPA1400	1400
SPA1407	1407
SPA1425	1425
SPA1432	1432
SPA1450	1450
SPA1457	1457
SPA1482	1482
SPA1500	1500

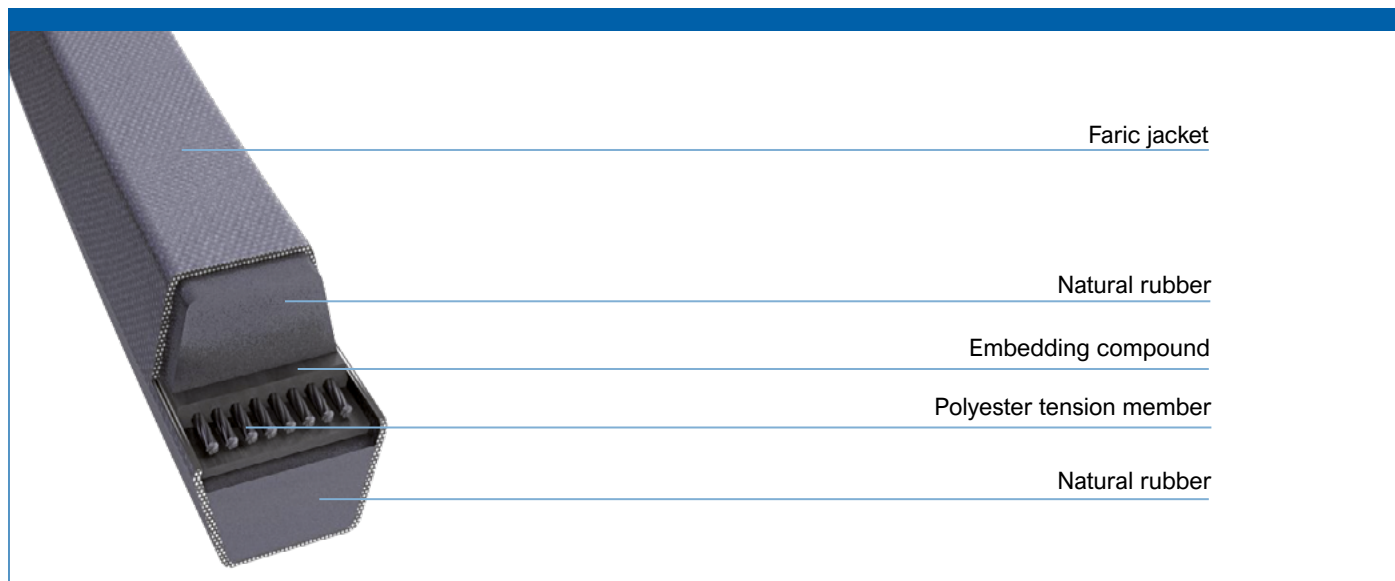
Item no JENS S.	Pitch length Lp, mm
SPA1507	1507
SPA1525	1525
SPA1532	1532
SPA1557	1557
SPA1582	1582
SPA1600	1600
SPA1607	1607
SPA1632	1632
SPA1657	1657
SPA1675	1675
SPA1682	1682
SPA1700	1700
SPA1707	1707
SPA1732	1732
SPA1750	1750
SPA1757	1757
SPA1782	1782
SPA1800	1800
SPA1807	1807
SPA1832	1832
SPA1850	1850
SPA1857	1857
SPA1882	1882
SPA1900	1900
SPA1907	1907
SPA1925	1925
SPA1932	1932
SPA1950	1950
SPA1957	1957
SPA1982	1982
SPA2000	2000
SPA2032	2032
SPA2057	2057
SPA2082	2082
SPA2120	2120
SPA2132	2132
SPA2182	2182
SPA2207	2207
SPA2232	2232
SPA2240	2240
SPA2282	2282
SPA2300	2300
SPA2307	2307
SPA2332	2332
SPA2360	2360
SPA2382	2382
SPA2432	2432
SPA2475	2475
SPA2482	2482
SPA2500	2500
SPA2532	2532

Item no JENS S.	Pitch length Lp, mm
SPA2582	2582
SPA2607	2607
SPA2632	2632
SPA2650	2650
SPA2682	2682
SPA2732	2732
SPA2782	2782
SPA2800	2800
SPA2832	2832
SPA2847	2847
SPA2882	2882
SPA2900	2900
SPA2932	2932
SPA2982	2982
SPA3000	3000
SPA3032	3032
SPA3082	3082
SPA3150	3150
SPA3182	3182
SPA3250	3250
SPA3282	3282
SPA3350	3350
SPA3382	3382
SPA3450	3450
SPA3550	3550
SPA3650	3650
SPA3750	3750
SPA3870	3870
SPA4000	4000
SPA4250	4250
SPA4500	4500
SPA5350	5350

SPB	
Item no JENS S.	Pitch length Lp, mm
SPB1250	1250
SPB1320	1320
SPB1340	1340
SPB1360	1360
SPB1400	1400
SPB1410	1410
SPB1450	1450
SPB1472	1472
SPB1500	1500
SPB1550	1550
SPB1600	1600
SPB1650	1650
SPB1700	1700
SPB1750	1750
SPB1778	1778
SPB1800	1800
SPB1850	1850
SPB1860	1860
SPB1900	1900
SPB1950	1950
SPB2000	2000
SPB2020	2020
SPB2060	2060
SPB2098	2098
SPB2120	2120
SPB2150	2150
SPB2180	2180
SPB2200	2200
SPB2240	2240
SPB2264	2264
SPB2280	2280
SPB2300	2300
SPB2310	2310
SPB2360	2360
SPB2391	2391
SPB2400	2400
SPB2410	2410
SPB2430	2430
SPB2450	2450
SPB2500	2500
SPB2530	2530
SPB2580	2580
SPB2600	2600
SPB2650	2650
SPB2680	2680
SPB2720	2720
SPB2730	2730

Item no JENS S.	Pitch length Lp, mm
SPB2760	2760
SPB2800	2800
SPB2840	2840
SPB2850	2850
SPB2900	2900
SPB2950	2950
SPB2990	2990
SPB3000	3000
SPB3070	3070
SPB3150	3150
SPB3170	3170
SPB3250	3250
SPB3350	3350
SPB3425	3425
SPB3450	3450
SPB3500	3500
SPB3550	3550
SPB3650	3650
SPB3750	3750
SPB3800	3800
SPB3870	3870
SPB4000	4000
SPB4060	4060
SPB4120	4120
SPB4250	4250
SPB4310	4310
SPB4370	4370
SPB4500	4500
SPB4560	4560
SPB4620	4620
SPB4750	4750
SPB4820	4820
SPB4870	4870
SPB5000	5000
SPB5070	5070
SPB5080	5080
SPB5300	5300
SPB5380	5380
SPB5600	5600
SPB5680	5680
SPB6000	6000
SPB6300	6300
SPB6700	6700
SPB7100	7100
SPB7300	7300
SPB7500	7500
SPB8000	8000
SPB9000	9000

SPC	
Item no JENS S.	Pitch length Lp, mm
SPC10000	10000
SPC10600	10600
SPC11200	11200
SPC12500	12500
SPC2000	2000
SPC2120	2120
SPC2240	2240
SPC2360	2360
SPC2500	2500
SPC2550	2550
SPC2650	2650
SPC2800	2800
SPC3000	3000
SPC3100	3100
SPC3150	3150
SPC3250	3250
SPC3350	3350
SPC3500	3500
SPC3550	3550
SPC3750	3750
SPC3912	3912
SPC4000	4000
SPC4100	4100
SPC4250	4250
SPC4380	4380
SPC4400	4400
SPC4500	4500
SPC4650	4650
SPC4750	4750
SPC5000	5000
SPC5300	5300
SPC5440	5440
SPC5600	5600
SPC6000	6000
SPC6300	6300
SPC6500	6500
SPC6700	6700
SPC7000	7000
SPC7100	7100
SPC7500	7500
SPC7800	7800
SPC8000	8000
SPC8500	8500
SPC9000	9000
SPC9500	9500

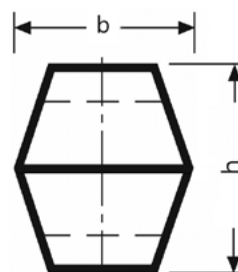


Wrapped double V-belt to DIN7722 for drives in mechanical engineering field and for drives with operating reverse rotation. Construction with strong fabric layer.

Profiles HAA/AA, HBB/BB och HCC/CC.
For availability, contact Jens S.

- Antistatic acc. to ISO 1813
- Material: Natural rubber
- Cord material: Polyester
- Temperatur range: -55°C to +70°C
- Standard: DIN7722

Profil		HAA/AA	HBB/BB	HCC/CC
Min rec pulley Ø	mm	80	112	200
Inner length	Li (mm)	Li = Lp -46	Li = Lp -60	Li = Lp -84
Outer length	La (mm)	La = Lp +17	La = Lp +22	La = Lp +29
Belt height	h (mm)	10	13	17
Belt width	b (mm)	13,0	17,0	22,0
Weight	Kg/m	0,100	0,178	0,380




The Conti® V Dual

The Conti® V Dual was built for operating reverse-rotation drives. The belt's dual-wedge section makes it especially suitable for drives with reverse flexing where both sides of the belt are to be used to transmit power.

Product Properties

- Moderately oil-resistant
- Suitable for tropical climates
- Unaffected by dust
- Temperature resistant from -55°C to +70°C
- Antistatic according to ISO 1813



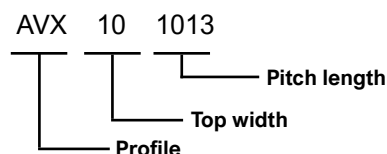
We stock a small range of V-belts produced in a material suitable for the automotive industry in profiles AVX10 and AVX13.

Execution in molded cog.

- Antistatic acc. to ISO 1813
- Material: SBR / BR
- Cord material: Polyester
- Temperatur range: -30°C to +70°C
- Standard: ISO 2790 / DIN 7753

Profil		AV10	AV13
Inner length	Li (mm)	Li = Lp -38	Li = Lp -39
Outer length	La (mm)	La = Lp +13	La = Lp +18
Belt height	h (mm)	8	9
Belt width	b (mm)	10	13
Weigth	Kg/m	0,09	0,14
Min rec pulley Ø	mm	50	63

Item no. example



V-Belts for Cars

The accessory drive transmits the power of the engine to the alternator, fan, water pump, airconditioning compressor and power steering. In drives with only two or three pulleys, classical V-belts are used for this purpose, in particular with older vehicles.

V-Belts from Continental are produced in raw-edged form. With their precisely ground edges they are an exact fit for the pulleys. This reduces vibrations and wear and tear on the engine components – while ensuring greater customer satisfaction.

Product Properties

- Hard-wearing, long-lasting quality
- Edges with precision grinding
- Belts in a set have the same length and tolerance
- 5-year guarantee

Profile AVX 10	
Item no JENS S.	Pitch length Lp, mm
AVX10X505	492
AVX10x540	527
AVX10X550	537
AVX10x580	567
AVX10X593	580
AVX10X600	587
AVX10X610	597
AVX10X613	600
AVX10X617	604
AVX10X625	612
AVX10X630	617
AVX10X635	622
AVX10X643	630
AVX10X650	637
AVX10X660	647
AVX10X666	653
AVX10X675	662
AVX10X680	667
AVX10X685	672
AVX10X690	677
AVX10X695	682
AVX10X700	687
AVX10X710	697
AVX10X715	702
AVX10X725	712
AVX10X730	717
AVX10X735	722
AVX10X740	727
AVX10X750	737
AVX10X757	744
AVX10X763	750
AVX10X770	757
AVX10X775	762
AVX10X785	772
AVX10X788	775
AVX10X795	782
AVX10X800	787
AVX10X813	800
AVX10X818	805
AVX10X825	812
AVX10X838	825
AVX10X850	837
AVX10X858	845
AVX10X865	852
AVX10X875	862
AVX10X888	875
AVX10X900	887
AVX10X905	892
AVX10X910	897
AVX10X913	900
AVX10X920	907

Item no JENS S.	Pitch length Lp, mm
AVX10X925	912
AVX10X930	917
AVX10X935	922
AVX10X940	927
AVX10X950	937
AVX10X960	947
AVX10X965	952
AVX10X970	957
AVX10X975	962
AVX10X980	967
AVX10X983	970
AVX10X990	977
AVX10X995	982
AVX10X1000	987
AVX10X1005	992
AVX10X1013	1000
AVX10X1025	1012
AVX10X1035	1022
AVX10X1050	1037
AVX10X1060	1047
AVX10X1065	1052
AVX10X1070	1057
AVX10X1075	1062
AVX10X1080	1067
AVX10X1085	1072
AVX10X1090	1077
AVX10X1100	1087
AVX10X1110	1097
AVX10X1113	1100
AVX10X1125	1112
AVX10X1133	1120
AVX10X1140	1127
AVX10X1150	1137
AVX10X1155	1142
AVX10X1160	1147
AVX10X1165	1152
AVX10X1170	1157
AVX10X1175	1162
AVX10X1184	1171
AVX10X1190	1177
AVX10X1200	1187
AVX10X1215	1202
AVX10X1225	1212
AVX10X1238	1225
AVX10X1250	1237
AVX10X1270	1257
AVX10X1275	1262
AVX10X1290	1277
AVX10X1300	1287
AVX10X1310	1297
AVX10X1325	1312
AVX10X1340	1327
AVX10X1350	1337

Item no JENS S.	Pitch length Lp, mm
AVX10X1375	1362
AVX10X1400	1387
AVX10X1425	1412
AVX10X1450	1437
AVX10X1475	1462
AVX10X1500	1487
AVX10X1525	1512
AVX10X1550	1537
AVX10X1575	1562
AVX10X1600	1587
AVX10X1625	1612
AVX10x1650	1637
AVX10X1700	1687
AVX10X1750	1737
AVX10X1775	1762
AVX10X1825	1812

Profile AVX 13	
Item no JENS S.	Pitch length Lp, mm
AVX13X600	582
AVX13X610	592
AVX13X620	602
AVX13X625	607
AVX13X640	622
AVX13X650	632
AVX13X655	637
AVX13X670	652
AVX13X675	657
AVX13X680	662
AVX13X685	667
AVX13X690	672
AVX13X700	682
AVX13X710	692
AVX13X715	697
AVX13X725	707
AVX13X750	732
AVX13X765	747
AVX13X775	757
AVX13X780	762
AVX13X785	767
AVX13X795	777
AVX13X800	782
AVX13X805	787
AVX13X810	792
AVX13X818	800
AVX13X825	807
AVX13X830	812
AVX13X835	817
AVX13X840	822
AVX13X850	832
AVX13X855	837
AVX13X860	842
AVX13X865	847
AVX13X868	850
AVX13X875	857
AVX13x885	867
AVX13X890	872
AVX13X900	882
AVX13X910	892
AVX13X915	897
AVX13X920	902
AVX13X925	907
AVX13X930	912
AVX13X938	920
AVX13X947	929
AVX13X950	932
AVX13X955	937
AVX13X960	942
AVX13X968	950
AVX13X975	957

Item no JENS S.	Pitch length Lp, mm
AVX13X985	967
AVX13X990	972
AVX13X1000	982
AVX13X1015	997
AVX13X1025	1007
AVX13X1030	1012
AVX13X1040	1022
AVX13X1050	1032
AVX13X1055	1037
AVX13X1060	1042
AVX13X1075	1057
AVX13X1085	1067
AVX13X1100	1082
AVX13X1118	1100
AVX13X1125	1107
AVX13X1138	1120
AVX13X1145	1127
AVX13X1150	1132
AVX13X1155	1137
AVX13X1160	1142
AVX13X1165	1147
AVX13X1175	1157
AVX13X1184	1166
AVX13X1188	1170
AVX13X1200	1182
AVX13X1225	1207
AVX13X1235	1217
AVX13X1250	1232
AVX13X1260	1242
AVX13X1275	1257
AVX13X1285	1267
AVX13X1290	1272
AVX13X1300	1282
AVX13X1325	1307
AVX13X1338	1320
AVX13X1350	1332
AVX13X1375	1357
AVX13X1385	1367
AVX13X1400	1382
AVX13X1410	1392
AVX13X1425	1407
AVX13X1443	1425
AVX13X1450	1432
AVX13X1460	1442
AVX13X1475	1457
AVX13X1485	1467
AVX13X1500	1482
AVX13X1518	1500
AVX13X1525	1507
AVX13X1535	1517
AVX13X1550	1532
AVX13X1575	1557
AVX13X1600	1582

Item no JENS S.	Pitch length Lp, mm
AVX13X1625	1607
AVX13X1650	1632
AVX13X1675	1657
AVX13X1693	1675
AVX13X1700	1682
AVX13X1718	1700
AVX13X1725	1707
AVX13X1750	1732
AVX13X1775	1757
AVX13X1800	1782
AVX13X1825	1807
AVX13X1850	1832
AVX13X1875	1857
AVX13X1900	1882
AVX13X1925	1907
AVX13X1950	1932
AVX13X1975	1957
AVX13X2000	1982
AVX13X2018	2000
AVX13X2025	2007
AVX13X2050	2032
AVX13X2075	2057
AVX13X2100	2082
AVX13X2125	2107
AVX13X2200	2182



Banded V-belts, a strong alternative for applications with long shaft center distance and drives with irregular load changes. Jens S can provide the standard Conti®V Torque Team in stock. Advanced and Supreme construction are available on request.

Calculations can be made in Conti's online calculation program [Conti Professional](#).



Banded V-belt, a strong alternative for especially narrow drives and drives with irregular load changes. Available profiles are 3V (9J), 5V (15J), 8V (25J), A/HA, B/HB, C/HC, SPZ, SPA, SPB och SPC. Number of ribs after your choice. However, no more than 5 is recommended, depending on the width tolerances between the grooves in the pulley and the ribs of the belt. Advance and Supreme performance, available on request.

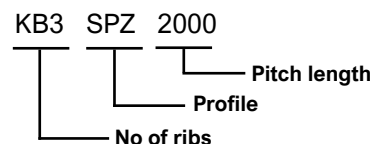
- Antistatic acc. to ISO 1813
- Material: Natural Rubber
- Cord: Polyester
- Temperature range: -40°C to +80°C

Profile		3V/9J	5V/15J	8V/25J	A	B	C	SPZ	SPA	SPB	SPC
Pitch length	1/10 inch	See list	See list	See list	on request	See list	on request	See list	See list	See list	See list
Pitch length	Lp (mm)	See list	See list	See list	on request	See list	on request	See list	See list	See list	See list
Inner length	Li (mm)	Lp= Li-38	Lp= Li -71	Lp= Li -125	Lp= Li -62	Lp= Li -62	Lp= Li -62	Lp= Li -38	Lp= Li -45	Lp= Li -60	Lp= Li -83
Outer length	La (mm)	La= Lp+28	La=Lp+29	La= Lp+32	La= Lp+28	La= Lp+28	La= Lp+28	La= Lp+31	La= Lp+37	La= Lp+44	La= Lp+55
Min. diameter	(mm)	71	160	315	85	118	190	71	100	160	265
Belt height	H (mm)	10	16	25,5	14,3	14,3	14,3	11	13	16,5	22
Rib pitch	S (mm)	10,3	17,5	28,6	19,05	19,05	19,05	12	15	19	25,5
Standard		RMA	RMA	RMA	DIN/ISO	DIN/ISO	DIN/ISO	DIN/ISO	DIN/ISO	DIN/ISO	DIN/ISO

Example of art.nr: ISO Standard

Nr of ribs	Profile	Pitch length
KB3	SPZ	2000

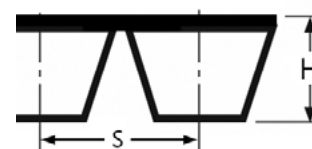
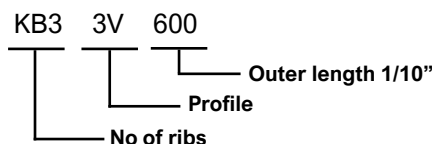
Item no. example: ISO Standard



Example of art.nr: RMA-standard

Nr of ribs	Profile	Pitch length
KB3	3V	600

Item no example: RMA-standard



Conti® V Torque Team

Conti® V Torque Team V-ribbed belts are available in types of standard, power and advance. These belts are typically used with large center distances and in dusty environments. It is also suitable for agricultural applications. The transversely stiff cover plate prevents twisting and excessive vibration in individual belts.

Product Properties

- Especially smooth running
- Moderately oil-resistant
- Suitable for tropical climates
- Unaffected by dust
- Temperature resistant from -40 °C to +70 °C
- Antistatic according to ISO 1813

3V/9J					
Item no JENS S.	Pitch length 1/10 inch	Pitch length Lp, mm	Belt width, ribs	Belt width, mm	Weight kg/m
KB3V530	530	1346	40	409,4	4,52
KB3V560	560	1422	40	409,4	4,52
KB3V600	600	1524	40	409,4	4,52
KB3V630	630	1600	40	409,4	4,52
KB3V670	670	1702	40	409,4	4,52
KB3V710	710	1803	40	409,4	4,52
KB3V750	750	1905	40	409,4	4,52
KB3V800	800	2032	40	409,4	4,52
KB3V850	850	2159	40	409,4	4,52
KB3V900	900	2286	40	409,4	4,52
KB3V950	950	2413	50	512,4	5,65
KB3V1000	1000	2540	50	512,4	5,65
KB3V1120	1120	2845	50	512,4	5,65
KB3V1180	1180	2997	50	512,4	5,65
KB3V1250	1250	3175	50	512,4	5,65

8V/9J					
Item no JENS S.	Pitch length 1/10 inch	Pitch length Lp, mm	Belt width, ribs	Belt width, mm	Weight kg/m
KB8V1250	1250	3175	13	364,6	8,91
KB8V1320	1320	3353	13	364,6	8,91
KB8V1400	1400	3556	13	364,6	8,91
KB8V1600	1600	4064	13	364,6	8,91
KB8V1800	1800	4572	13	364,6	8,91
KB8V1900	1900	4826	13	364,6	8,91
KB8V2000	2000	5080	13	364,6	8,91
KB8V2120	2120	5385	13	364,6	8,91
KB8V2240	2240	5690	13	364,6	8,91
KB8V2360	2360	5994	13	364,6	8,91
KB8V2500	2500	6350	13	364,6	8,91
KB8V2650	2650	6731	13	364,6	8,91
KB8V3000	3000	7620	13	364,6	8,91
KB8V3150	3150	8001	13	364,6	8,91
KB8V3350	3350	8509	13	364,6	8,91
KB8V3550	3550	9017	13	364,6	8,91
KB8V3750	3750	9525	13	364,6	8,91

5V/9J					
Item no JENS S.	Pitch length 1/10 inch	Pitch length Lp, mm	Belt width, ribs	Belt width, mm	Weight kg/m
KB5V670	670	1702	24	415	6,29
KB5V800	800	2032	24	415	6,29
KB5V835	835	2121	24	415	6,29
KB5V984	984	2499	30	520	7,86
KB5V1000	1000	2540	30	520	7,86
KB5V1060	1060	2692	30	520	7,86
KB5V1120	1120	2845	30	520	7,86
KB5V1180	1180	2997	30	520	7,86
KB5V1250	1250	3175	22	380	5,76
KB5V1320	1320	3353	22	380	5,76
KB5V1400	1400	3556	22	380	5,76
KB5V1500	1500	3810	22	380	5,76
KB5V1600	1600	4064	22	380	5,76
KB5V1700	1700	4318	22	380	5,76
KB5V1800	1800	4572	22	380	5,76
KB5V1900	1900	4826	22	380	5,76
KB5V2000	2000	5080	22	380	5,76
KB5V2120	2120	5385	22	380	5,76
KB5V2240	2240	5690	22	380	5,76
KB5V2360	2360	5994	22	380	5,76
KB5V2500	2500	6350	22	380	5,76
KB5V2650	2650	6731	22	380	5,76
KB5V2800	2800	7112	22	380	5,76
KB5V3000	3000	7620	22	380	5,76
KB5V3150	3150	8001	22	380	5,76

A			
Item no JENS S.	Pitch length Lp, mm	Belt width ribs	Weight kg/m
KBA1236	1236	26	5,873
KBA1336	1336	26	4,451
KBA1458	1458	26	8,09
KBA1484	1484	26	8,668
KBV1661	1661	26	4,451
KBA1736	1736	26	5,1
KBA1836	1836	26	5,394
KBA1936	1936	26	5,688
KBA2036	2036	26	5,982
KBA2276	2276	26	8,995
KBA2536	2536	27	7,737
KBA2576	2576	27	7,859
KBA2686	2686	27	8,195
KBA2876	2876	27	8,09
KBA3086	3086	27	8,668
KBA3286	3286	27	10,026
KBA4036	4036	27	12,314
KBA4286	4286	27	13,007
KBA4786	4786	27	14,602

B				
Item no JENS S.	Pitch length Lp, mm	Belt width, ribs	Belt width, mm	Weight kg/m
KBB1262	1262	22	415	5,72
KBB1362	1362	22	415	5,72
KBB1912	1912	22	415	5,72
KBB2246	2246	22	415	5,72
KBB2272	2272	22	415	5,72
KBB2362	2362	26	491,2	6,76
KBB2380	2380	26	491,2	6,76
KBB2400	2400	26	491,2	6,76
KBB2422	2422	26	491,2	6,76
KBB2450	2450	26	491,2	6,76
KBB2462	2462	26	491,2	6,76
KBB2602	2602	26	491,2	6,76
KBB2662	2662	26	491,2	6,76
KBB2762	2762	26	491,2	6,76
KBB2902	2902	26	491,2	6,76
KBB3000	3000	29	548,35	7,54
KBB3110	3110	29	548,35	7,54
KBB3150	3150	29	548,35	7,54
KBB3312	3312	29	548,35	7,54
KBB3512	3512	29	548,35	7,54
KBB3550	3550	29	548,35	7,54
KBB3612	3612	29	548,35	7,54
KBB3720	3720	29	548,35	7,54
KBB3750	3750	29	548,35	7,54
KBB3812	3812	29	548,35	7,54
KBB4062	4062	29	548,35	7,54
KBB4812	4812	29	548,35	7,54
KBB5000	5000	29	548,35	7,54

C			
Item no JENS S.	Pitch length Lp, mm	Belt width ribs	Weight kg/m
KBA2361	2361	20	20,19
KBA3125	3125	15	20,203
KBA3325	3325	15	21,496
KBA3625	3625	15	23,436
KBA3775	3775	15	24,405
KBA3925	3925	15	25,375
KBA4325	4325	15	27,961
KBA4575	4575	15	29,577
KBA4668	4668	15	30,179
KBA4825	4825	15	31,194
KBA3575	5375	15	34,749


SPZ				
Item no JENS S.	Pitch length Lp, mm	Belt width, ribs	Belt width, mm	Weight kg/m
KBSPZ1250	1250	34	403,4	4,05
KBSPZ1600	1600	34	403,4	4,05
KBSPZ1700	1700	34	403,4	4,05
KBSPZ2000	2000	34	403,4	4,05

SPA				
Item no JENS S.	Pitch length Lp, mm	Belt width, ribs	Belt width, mm	Weight kg/m
KBSPA1700	1700	28	415,4	5,46
KBSPA1800	1800	28	415,4	5,46
KBSPA1900	1900	28	415,4	5,46
KBSPA2000	2000	28	415,4	5,46
KBSPA2120	2120	28	415,4	5,46
KBSPA2182	2182	28	415,4	5,46
KBSPA2240	2240	28	415,4	5,46
KBSPA2360	2360	34	505,4	6,63
KBSPA2500	2500	34	505,4	6,63
KBSPA2650	2650	34	505,4	6,63
KBSPA2800	2800	34	505,4	6,63
KBSPA3000	3000	39	580,4	7,61
KBSPA4000	4000	39	580,4	7,61
KBSPA4500	4500	39	580,4	7,61

SPB				
Item no JENS S.	Pitch length Lp, mm	Belt width, ribs	Belt width, mm	Weight kg/m
KBSPB1700	1700	22	412,6	5,9
KBSPB1750	1750	22	412,6	5,9
KBSPB1900	1900	22	412,6	5,9
KBSPB2000	2000	22	412,6	5,9
KBSPB2100	2100	22	412,6	5,9
KBSPB2120	2120	22	412,6	5,9
KBSPB2240	2240	22	412,6	5,9
KBSPB2250	2250	22	412,6	5,9
KBSPB2280	2280	22	412,6	5,9
KBSPB2360	2360	26	488,6	6,97
KBSPB2410	2410	26	488,6	6,97
KBSPB2500	2500	26	488,6	6,97
KBSPB2630	2630	26	488,6	6,97
KBSPB2650	2650	26	488,6	6,97
KBSPB2800	2800	26	488,6	6,97
KBSPB3000	3000	21	393,6	5,63
KBSPB3150	3150	21	393,6	5,63
KBSPB3350	3350	21	393,6	5,63

SPB				
Item no JENS S.	Pitch length Lp, mm	Belt width, ribs	Belt width, mm	Weight kg/m
KBSPB3550	3550	21	393,6	5,63
KBSPB3750	3750	21	393,6	5,63
KBSPB4000	4000	21	393,6	5,63
KBSPB4250	4250	21	393,6	5,63
KBSPB4500	4500	21	393,6	5,63
KBSPB4750	4750	21	393,6	5,63
KBSPB5000	5000	21	393,6	5,63
KBSPB5300	5300	21	393,6	5,63
KBSPB5600	5600	21	393,6	5,63
KBSPB6000	6000	21	393,6	5,63
KBSPB6700	6700	21	393,6	5,63
KBSPB7500	7500	21	393,6	5,63

SPC				
Item no JENS S.	Pitch length Lp, mm	Belt width, ribs	Belt width, mm	Weight kg/m
KBSPC2550	2550	20	503,6	9,9
KBSPC3150	3150	23	580,1	11,39
KBSPC3350	3350	23	580,1	11,39
KBSPC3550	3550	23	580,1	11,39
KBSPC3750	3750	23	580,1	11,39
KBSPC4000	4000	23	580,1	11,39
KBSPC4250	4250	23	580,1	11,39
KBSPC4500	4500	23	580,1	11,39
KBSPC4750	4750	23	580,1	11,39
KBSPC5000	5000	23	580,1	11,39
KBSPC5300	5300	23	580,1	11,39
KBSPC5600	5600	23	580,1	11,39
KBSPC6000	6000	15	376,1	7,43
KBSPC6300	6300	15	376,1	7,43
KBSPC6700	6700	15	376,1	7,43
KBSPC7100	7100	15	376,1	7,43
KBSPC7500	7500	15	376,1	7,43
KBSPC8000	8000	15	376,1	7,43
KBSPC8500	8500	15	376,1	7,43
KBSPC9500	9500	15	376,1	7,43

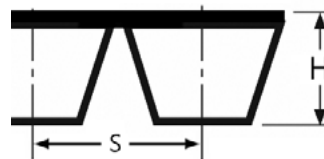


Banded V-belts with reinforced polyester tension member for drives with highly irregular load changes and for safe transmission of high power outputs.

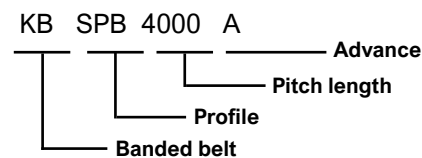
- Antistatic acc. ISO 1813
- Material: CR
- Cord: Polyester (Aramid)
- Temperature range: -40°C to +80°C

Jens S' stocked profiles are SPB and SPC. Other profiles are available on request.

Profile		SPB	SPC
Pitch length	Lp (mm)	See list	See list
Inner length	Li (mm)	Lp= Li -60	Lp= Li -83
Outer length	La (mm)	La= Lp+44	La= Lp+55
Min. Diameter	(mm)	160	265
Belt height	H (mm)	16,5	22
Rib pitch	S (mm)	19	25,5
Standard		DIN/ISO	DIN/ISO



Item no. example: ISO Standard



Conti® V Torque Team Advance


Conti®V Torque Team Advance is suitable for operation with reverse idlers, in clutches and for reverse flexing. Application fields include for example heavy-duty drives, but also harsh engineering applications

Product Properties

- Especially smooth running
- Moderately oil-resistant
- Highly power output
- Unaffected by dust
- Temperature resistant from -30 °C to +80 °C
- Antistatic according to ISO 1813

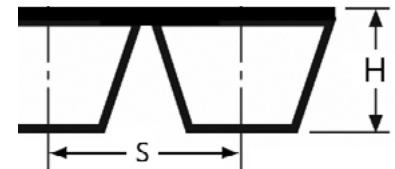
SPB			
Item no JENS S.	Pitch length Lp, mm	Belt width ribs	Weight kg/m
KBSPB3150A	3150	21	5,63
KBSPB3250A	3250	21	5,63
KBSPB3350A	3350	21	5,63
KBSPB3550A	3550	21	5,63
KBSPB3750A	3750	21	5,63
KBSPB4000A	4000	21	5,63
KBSPB4250A	4250	21	5,63
KBSPB4500A	4500	21	5,63
KBSPB4750A	4750	21	5,63
KBSPB5000A	5000	21	5,63
KBSPB5300A	5300	21	5,63
KBSPB5600A	5600	21	5,63
KBSPB6000A	6000	21	5,63
KBSPB6300A	6300	21	5,63
KBSPB6700A	6700	21	5,63
KBSPB7100A	7100	21	5,63

SPC			
Item no JENS S.	Pitch length Lp, mm	Belt width ribs	Weight kg/m
KBSPC3000A	3000	12	5,94
KBSPC3150A	3150	15	7,43
KBSPC3350A	3350	15	7,43
KBSPC3550A	3550	15	7,43
KBSPC3750A	3750	15	7,43
KBSPC4000A	4000	15	7,43
KBSPC4250A	4250	15	7,43
KBSPC4500A	4500	15	7,43
KBSPC4750A	4750	15	7,43
KBSPC5000A	5000	15	7,43
KBSPC5300A	5300	15	7,43
KBSPC5600A	5600	15	7,43
KBSPC6000A	6000	15	7,43
KBSPC6300A	6300	15	7,43
KBSPC6700A	6700	15	7,43
KBSPC7100A	7100	15	7,43
KBSPC7500A	7500	15	7,43
KBSPC8000A	8000	15	7,43
KBSPC8500A	8500	15	7,43
KBSPC9000A	9000	15	7,43
KBSPC9500A	9500	15	7,43



Banded V-belts with low-stretch aramid tension member and upgraded compound for high power transmission with very harsh operating conditions.

- Antistatic acc. ISO 1813
- Material: CR
- Cord: Aramid
- Temperature range: -30°C to +80°C



Belts are available on request.

Profile		3V/9J	5V/15J	8V/25J	A	B	C	SPZ	SPA	SPB	SPC
Pitch length	1/10 inch	Request	Request	Request	Request	Request	Request	Request	Request	Request	Request
Pitch length	L_p (mm)	Request	Request	Request	Request	Request	Request	Request	Request	Request	Request
Inner length	L_i (mm)	$L_p = L_i - 38$	$L_p = L_i - 71$	$L_p = L_i - 125$	$L_p = L_i - 62$	$L_p = L_i - 62$	$L_p = L_i - 62$	$L_p = L_i - 38$	$L_p = L_i - 45$	$L_p = L_i - 60$	$L_p = L_i - 83$
Outer length	L_a (mm)	$L_a = L_p + 28$	$L_a = L_p + 29$	$L_a = L_p + 32$	$L_a = L_p + 28$	$L_a = L_p + 28$	$L_a = L_p + 28$	$L_a = L_p + 31$	$L_a = L_p + 37$	$L_a = L_p + 44$	$L_a = L_p + 55$
Min. Diameter	(mm)	71	160	315	85	118	190	71	100	160	265
Belt height	H (mm)	10	16	25,5	14,3	14,3	14,3	11	13	16,5	22
Rib pitch	S (mm)	10,3	17,5	28,6	19,05	19,05	19,05	12	15	19	25,5
Standard		RMA	RMA	RMA	DIN/ISO	DIN/ISO	DIN/ISO	DIN/ISO	DIN/ISO	DIN/ISO	DIN/ISO

The Conti® Torque Team Supreme

The Conti®V Torque Team Supreme is designed to cope with very harsh operating conditions. It is suitable for operation with reverse pulleys, in clutches and with reverse flexing. Examples of fields of application are stone crushers, woodworking machinery, paper and straightening machines and agricultural machinery.

Product Properties

- High power output
- Moderately oil-resistant
- Suitable for tropical climates
- Unaffected by dust
- Suitable for clutches
- Suitable for counterflexing
- Temperature resistant from -30 °C to +80 °C
- Antistatic according to ISO 1813



The standard type – Conti@V Multirib – contains a polyester cord featuring high strength and low stretch. Conti@V Multirib is suitable for drives with high transmission ratios, high belt speeds and the use of reverse tensioning pulleys. The center distance should be variable to permit the belt to be tensioned. Otherwise, a tensioning pulley should be fitted in order to ensure perfect running. Calculations can be made in Conti’s online calculation program [Conti Professional](#).

This belt is available the types of standard, power, elast and dual. They are very much alike, except for the aramid cord for the power belts.

Jens S. has the standard profiles PJ, PK, PL and PM in stock. Power, elast and dual are available on request.

The Belt Design

Cover rubber: The durable, flexible cover provides lasting protection of the tension member and permits the use of reverse-tensioning pulleys.

Ribs: The polychloroprene (CR) and ethylene propylene diene monomer (EPDM)-based elastomer compound is hard-wearing and virtually unaffected by ambient influences. The ribs guarantee a good frictional engagement and ensure an even load distribution across the entire width of the belt. The precision production process allows us to guarantee the superior quality of Conti@V Multirib.

Tension member: The tension member is coiled endlessly across the entire belt width in an embedding compound which is extremely firmly connected to the ribs.

Advantages of multiple V-ribbed belts over V-belts

- Smaller bending radius for the same power transmission, even with reverse flexing
- Higher efficiency
- Higher speeds
- Greater reverse-flexing angle
- Reduced running noise

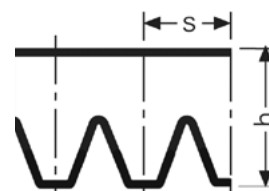


V-ribbed belts according to DIN 7867 for high transmission ratios, high belt speeds, small pulley diameters and reverse tensioning idlers.

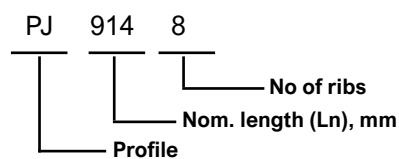
Jens S. stocked profiles are PJ, PK, PL and PM. Supreme performance available on request.

- Antistatic acc. to ISO 1813
- Material: CR
- Cord: Polyester
- Temperature range: -30°C to +80°C
- Standard: DIN 7867

Profile		PJ	PK	PL	PM
Nominal length	Ln (mm)	See list	See list	See list	See list
Nominal length	Ln 1/10 inch	See list	See list	See list	See list
Pitch length	Lp (mm)	Ln+8	Ln+10	Ln+19	Ln+25
Belt height	h (mm)	3,8	4,8	7,5	14,5
Rib pitch	s (mm)	2,34	3,56	4,7	9,4
Min. diameter	(mm)	20	45	75	180



Item no. example:



Product Properties

- Temperature range from -30 °C to +80 °C, depending on application
- Enhanced running smoothness
- Suitable for reverse flexing/reverse tensioning idlers
- Antistatic according to ISO 1813
- Conditionally resistant to oil
- Suitable for tropical climates
- Dust-proof

PJ			
Nominal length Ln, mm	Nominal length Ln, 1/10"	Belt width ribs (sleeve ±2)	Weight kg/m
356	140	148	0,43
381	150	148	0,45
406	160	148	0,47
432	170	148	0,51
457	180	238	0,54
483	190	238	0,57
508	200	238	0,98
533	210	238	1,04
559	220	238	1,09
584	230	238	1,14
610	240	238	1,2
660	260	238	1,25
686	270	238	1,31
711	280	238	1,41
723	285	165	1,47
737	290	238	1,52
762	300	238	1,58
787	310	238	1,63
813	320	238	1,68
838	330	238	1,74
864	340	238	1,79
889	350	238	1,9
914	360	238	1,96
940	370	238	2,01
965	380	238	2,067
991	390	118	1,06
1016	400	238	2,26
1054	415	238	2,34
1092	430	238	0,77
1105	435	78	2,42
1143	450	238	1,64
1168	460	238	2,5
1194	470	238	2,59
1200	472	78	0,842
1219	480	158	2,58
1245	490	238	1,733
1270	500	238	2,67
1295	510	238	2,72
1321	520	238	2,77
1333	525	230	2,8
1346	530	165	2,76
1372	540	158	1,95
1397	550	238	2,99
1422	560	165	2,14
1439	567	165	3,13
1461	575	238	3,15
1473	580	238	2,2
1549	610	158	3,31
1600	630	230	1,14
1626	640	78	2,35
1651	650	158	1,7
1702	670	78	1,2
1753	690	158	2,4
1778	700	238	1,25
1854	730	238	3,97
1915	754	230	3,96
1930	760	158	2,74
1956	770	238	4,19
1981	780	238	4,24

Nominal length Ln, mm	Nominal length Ln, 1/10"	Belt width ribs (sleeve ±2)	Weight kg/m
2019	795	78	1,42
2083	820	78	1,46
2210	870	78	1,55
2286	900	78	1,6
2337	920	238	5,06
2489	980	230	5,15

PK			
Nominal length Ln, mm	Nominal length Ln, 1/10"	Belt width ribs (sleeve ±2)	Weight kg/m
635	250	148	1,598
648	255	150	1,65
698	275	148	1,76
730	287	148	1,86
775	305	108	4,81
800	315	108	4,81
813	320	148	2,05
830	327	148	2,09
865	340	148	2,18
870	345	108	1,6
885	348	148	2,23
925	364	148	2,33
960	378	148	2,42
970	384	108	4,81
1010	398	148	2,54
1015	400	108	4,81
1035	407	148	3,11
1132	446	148	2,85
1145	451	108	2,102
1200	472	108	2,2
1207	475	148	3,04
1230	484	108	2,26
1246	491	148	3,14
1275	502	148	3,21
1280	508	148	3,22
1298	511	148	3,27
1300	512	108	2,39
1314	517	50	1,18
1335	526	108	2,45
1557	534	148	3,41
1385	545	108	3,52
1420	559	148	3,57
1460	575	148	3,67
1481	583	148	3,72
1521	599	148	3,83
1555	612	108	2,86
1557	613	148	3,92
1607	633	148	4,04
1630	642	148	2,96
1655	652	108	4,1
1675	659	148	3,04
1700	669	108	4,21
1725	679	148	3,12
1755	691	148	4,34
1800	709	108	4,41
1815	715	148	4,47
1843	726	148	4,64
1885	742	148	4,74


Nominal length Ln, mm	Nominal length Ln, 1/10"	Belt width ribs (sleeve ±2)	Weight kg/m
1900	748	108	3,49
1920	756	108	3,52
1930	760	148	4,86
1982	780	148	4,99
2031	800	148	5,23
2080	819	148	5,23
2145	844	148	5,4
2171	855	148	5,46
2225	876	148	5,6
2236	880	148	5,62
2465	970	148	6,2
2471	973	148	6,23
2550	1004	148	6,41

PL			
Nominal length Ln, mm	Nominal length Ln, 1/10"	Belt width ribs (sleeve ±2)	Weight kg/m
953	375	82	2,66
991	390	82	2,76
1041	410	82	2,9
1074	423	82	2,99
1149	452	82	3,2
1168	460	82	3,26
1194	470	118	4,79
1219	480	82	3,4
1270	500	118	5,09
1295	510	82	3,61
1321	520	82	3,68
1333	525	82	3,72
1346	530	82	3,75
1372	540	118	5,5
1397	550	118	5,6
1422	560	118	5,71
1435	565	82	4
1473	580	82	4,11
1499	590	118	6,01
1562	615	118	6,27
1613	635	82	4,49
1651	650	82	4,6
1664	655	82	4,64
1715	675	118	6,88
1765	695	118	7,08
1803	710	82	5,03
1841	725	82	5,13
1943	765	82	5,42
1956	770	80	5,32
1981	780	82	5,52
2019	795	118	8,1
2070	815	82	5,77
2095	825	118	8,41
2134	840	82	5,95
2195	864	82	6,12
2235	880	82	6,23
2324	915	80	6,48
2362	930	82	6,59
2477	975	82	6,91
2515	990	82	11,2
2565	1010	80	6,98

PL			
Nominal length Ln, mm	Nominal length Ln, 1/10"	Belt width ribs (sleeve ±2)	Weight kg/m
2705	1065	82	7,54
2743	1080	82	7,65
2845	1120	82	7,93
2895	1140	82	8,07
2921	1150	82	8,14
2997	1180	80	8,15
3085	1215	80	8,39
3124	1230	80	8,49
3289	1295	80	8,95
3327	1310	80	9,05
3492	1375	80	9,49
3696	1455	80	10,05
4051	1595	80	11,02
4191	1650	80	11,4
4470	1760	80	11,75
4622	1820	80	12,16
5029	1980	80	13,68
5385	2120	80	14,65
6096	2400	80	16,58
6075	2778	80	19,19

PM			
Nominal length Ln, mm	Nominal length Ln, 1/10"	Belt width ribs (sleeve ±2)	Weight kg/m
2134	840	40	10,24
2286	900	40	10,97
2388	940	40	11,46
2515	990	40	12,07
2693	1060	40	12,93
2832	1115	40	13,59
2921	1150	40	14,02
3010	1185	40	14,45
3124	1230	40	14,96
3327	1310	40	15,97
3429	1350	40	16,46
3531	1390	40	16,95
3734	1470	40	17,94
3937	1550	40	18,9
4089	1610	40	19,63
4191	1650	40	20,12
4470	1960	40	21,46
4648	1830	40	22,31
5029	1980	40	24,14
5410	2130	40	25,97
6121	2410	40	29,38
6883	2710	40	33,04
7645	3010	40	36,7
8408	3310	40	40,36
9169	3610	40	44,01
9931	3910	40	47,67
10350	4075	34	42,23
10693	4210	40	53,19
12217	4810	40	58,64

Jens S. have different types of splicable V-belts in different materials in stock. Link V-belts in classic profiles A/13 and B/17. Perforated rubber V-belts in rolls of open end in profiles Z/10, A/13, B/17 and C/22. Both plate connectors and link connectors (Z/10 only plate connectors).



Profile		A/13	B/17	C/22	Z10
Belt width	b [mm]	13	17	22	10
Belt height	h mm]	8	11	14	6
Type		Wrapped	Wrapped	Wrapped	Wrapped
Material		NR	NR	NR	NR
Cord		PET	PET	PET	PET
Temperature range	°C	-20°C to +85°C	-20°C to +85°C	-20°C to +85°C	-20°C to +85°C
Standard		DIN 2216	DIN 2216	DIN 2216	DIN 2216
Brand		Neutral	Neutral	Neutral	Neutral


Belts

Item no JENS S.	Product name	Profile	Recommended pulley min Ø, mm	Standard roll, m	Weight kg/m
ZREM	Perforated V-belt green	Z/10	80	200	0,07
AREM	Perforated V-belt green	A/13	100	200	0,12
AREMPOL	Perforated V-belt red	A/13	100	140	0,12
BREM	Perforated V-belt green	B/17	140	200	0,2
CREM	Perforated V-belt green	C/22	224	200	0,34

Connectors

Item no JENS S.	Connector type	Product name	Profile	Material
ZREM-10	Plate	Perforated V-belt green	Z/10	Steel
AREM-10	Plate	Perforated V-belt green	A/13	Steel
AREM-11	Link	Perforated V-belt green	A/13	Steel
BREM-10	Plate	Perforated V-belt green	B/17	Steel
BREM-11	Link	Perforated V-belt green	B/17	Steel
CREM-10	Plate	Perforated V-belt green	C/22	Steel
CREM-11	Link	Perforated V-belt green	C/22	Steel

Weldable V-belts made of PU and TPE are available on request in various profiles.



Profile		A/13	B/17	C/22	D/32	M/8	Y/6	Z10
Belt width	b [mm]	13	17	22	32	8	6	10
Belt height	h [mm]	8	11	14	20	5	4	6
Standard roll	m	50	50	200	25	100	100	50
Weight	kg/m	0,10	0,18	0,29	0,62	0,04	0,02	0,06
Material		PU	PU	PU	PU	PU	PU	PU
Temperature range	°C	-30°C to +80°C	-30°C to +80°C	-30°C to +80°C	-30°C to +80°C	-30°C to +80°C	-30°C to +80°C	-30°C to +80°C
Standard		DIN 2215	DIN 2215	DIN 2215	DIN 2215	DIN 2215	DIN 2215	DIN 2215
Brand		Neutral	Neutral	Neutral	Neutral	Neutral	Neutral	Neutral

Belts

Z/10								
Item no JENS S.	Product name	Material	Shore A, °	Recommended pulley min Ø, mm	Fmax/belt kg	Recommended pretension, %	Weight kg/m	
ZREMHYTB	TPE55D beige smooth	TPE	100	105	38,4	2 to 4	0,06	
ZREMPURG	PU85A green smooth	PU	88	65	17,5	4 to 8	0,06	
ZREMPURR	PU75A red smooth	PU	80	50	12,2	4 to 8	0,06	
ZREMPURT	PU80A transparent smooth	PU	84	55	15,4	4 to 8	0,06	
ZREMPURW	PU90A white smooth	PU	92	80	23	3 to 5	0,06	

A/13								
Item no JENS S.	Product name	Belt height h, mm	Material	Shore A, °	Recommended pulley min Ø, mm	Fmax/belt kg	Recommended pretension, %	Weight kg/m
AREMHYTB	TPE55D beige smooth	8	TPE	100	125	64	2 to 4	0,1
AREMPUPH16	PU85A sapphire blue smooth	6,5	PU	88	95	28,1	4 to 8	0,09
AREMPUPH8	PU85A sapphire blue smooth	6,5	PU	88	95	28,1	4 to 8	0,09
AREMPURG	PU85A green smooth	8	PU	88	95	30	4 to 8	0,1
AREMPURR	PU75A red smooth	8	PU	80	80	20,6	4 to 8	0,1
AREMPURT	PU80A transparent smooth	8	PU	84	85	26,3	4 to 8	0,1
AREMPURW	PU90A white smooth	8	PU	92	105	38,4	3 to 5	0,1

B/17

Item no JENS S.	Product name	Material	Shore A, °	Recommended pulley min Ø, mm	Fmax/belt kg	Recommended pretension, %	Weight kg/m
BREMHYTB	TPE55D beige smooth	TPE	100	175	116,8	2 to 4	0,18
BREMPURG	PU85A green smooth	PU	88	120	53	4 to 8	0,18
BREMPURR	PU75A red smooth	PU	80	100	37,2	4 to 8	0,18
BREMPURT	PU80A transparent smooth	PU	84	110	46,9	4 to 8	0,18
BREMPURW	PU90A white smooth	PU	92	140	69,1	3 to 5	0,18

C/22

Item no JENS S.	Product name	Material	Shore A, °	Recommended pulley min Ø, mm	Fmax/belt kg	Recommended pretension, %	Weight kg/m
CREMHYTB	TPE55D beige smooth	TPE	100	235	192	2 to 4	0,29
CREMPURG	PU85A green smooth	PU	88	160	87,7	4 to 8	0,29
CREMPURR	PU75A red smooth	PU	80	145	60,8	4 to 8	0,29
CREMPURT	PU80A transparent smooth	PU	84	150	77	4 to 8	0,29
CREMPURW	PU90A white smooth	PU	92	200	115,2	3 to 5	0,29

D/32

Item no JENS S.	Product name	Shore A, °	Recommended pulley min Ø, mm	Fmax/belt kg	Recommended pretension, %	Weight kg/m
DREMPURG	PU85A green smooth	88	275	195,8	4 to 8	0,62
DREMPURR	PU75A red smooth	80	210	127,4	4 to 8	0,62
DREMPURT	PU80A transparent smooth	84	220	160,5	4 to 8	0,62
DREMPURW	PU90A white smooth	92	320	240	3 to 5	0,62

M/8

Item no JENS S.	Product name	Material	Shore A, °	Recommended pulley min Ø, mm	Fmax/belt kg	Recommended pretension, %	Weight kg/m
MREMHTB	TPE55D beige smooth	TPE	100	80	25,6	2 to 4	0,04
MREMPURG	PU85A green smooth	PU	88	50	11,6	4 to 8	0,04
MREMPURR	PU75A red smooth	PU	80	40	8,2	4 to 8	0,04
MREMPURT	PU80A transparent smooth	PU	84	45	10,3	4 to 8	0,04
MREMPURW	PU90A white smooth	PU	92	60	15,4	3 to 5	0,04

Y/6

Item no JENS S.	Product name	Shore A, °	Recommended pulley min Ø, mm	Fmax/belt kg	Recommended pretension, %	Weight kg/m
YREMPURG	PU85A green smooth	88	45	6,9	4 to 8	0,02
YREMPURR	PU75A red smooth	80	35	4,9	4 to 8	0,02
YREMPURT	PU80A transparent smooth	84	40	6,2	4 to 8	0,02

Open end linked V-Belts

Item no JENS S.	Product name	Profile	Belt height h, mm	Belt width b, mm	Recommended pulley min Ø, mm	Standard roll, m	Temperature range, °C	Acc. to standard	Weight, kg/m
LKPTA	Linked V-belt	A/13	8	13	80	20	-40° to +100°	DIN 2215	0,11
LKPTB	Linked V-belt	B/17	11	17	125	20	-40° to +100°	DIN 2216	0,15

Jens S. can offer a wide range of polyurethane round belt from BEHA Innovation GmbH. The belts are available in many different geometries, material properties and shore hardness variations. The belts can be welded to any desired lengths.

Round Belts Solid Open End



Profile	PU75A Red	PU75A Sky blue	PU80A Transparent	PU85A Green rough	PU85A Green	PU85A Sapphire blue	PU90 White	PU85A Black	TPE55D Beige	TPE63D Silver smooth reinforced
Shore	80	80	84	88	88	88	92	88	100	100
Material	PU	PU	PU	PU	PU	PU	PU	PU	TPE	TPE
Antistatic	no	no	no	no	no	no	no	yes	no	no
Recommended pretension, %	4 to 8	4 to 8	4 to 8	4 to 8	4 to 8	4 to 8	3 to 5	3 to 6	2 to 4	0,5-2
Low temperature flexibility	no	yes	no	no	no	no	no	no	no	no
Very good UV resistance	no	no	no	no	no	no	no	no	no	yes
EC/FDA/USDA compliant	no	yes	yes	no	no	yes	no	no	yes	yes
Brand	Neutral	Neutral	Neutral	Neutral	Neutral	Neutral	Neutral	Neutral	Neutral	Neutral

Round Belts Hollow Open End



Profile	PU75A Red	PU75A Sky blue	PU85A Green rough	PU85A Sapphire blue	PU85A Yellow	PU90 White	Nipple
Shore	80	80	88	88	88	88	88
Material	PU	PU	PU	PU	PU	PU	Brass
Antistatic	no	no	no	no	no	no	no
Recommended pretension, %	4 to 8	4 to 8	4 to 8	4 to 8	4 to 5	3 to 5	4 to 8
Low temperature flexibility	no	yes	no	no	no	no	no
Very good UV resistance	no	no	no	no	no	no	no
EC/FDA/USDA compliant	no	yes	no	yes	no	no	no
Brand	Neutral	Neutral	Neutral	Neutral	Neutral	Neutral	Neutral


PU75A red smooth



PU75A sky blue smooth




PU80A transparent smooth




PU85A green rough



PU85A green smooth



PU85A black smooth



PU85A Sapphire blue smooth




PU90A white smooth



PU90A beige smooth



TPE63D silver smooth reinforced



PU75A Red Smooth

Item no JENS S.	Product name	Outer diameter, mm	Recommended pulley min Ø, mm	Fmax/belt, kg	Standard roll, m	Weight kg/100 m
RS75A2SRD	Solid round belt PU75A red smooth	2	10	0,8	200	0,5
RS75A3SRD	Solid round belt PU75A red smooth	3	20	1,8	200	0,9
RS75A4SRD	Solid round belt PU75A red smooth	4	30	3,1	200	1,6
RS75A4,8SRD	Solid round belt PU75A red smooth	4,8	35	4,5	200	2,2
RS75A5SRD	Solid round belt PU75A red smooth	5	40	4,9	100	2,4
RS75A6SRD	Solid round belt PU75A red smooth	6	50	7,3	100	3,4
RS75A6,3SRD	Solid round belt PU75A red smooth	6,3	55	8	100	3,8
RS75A7SRD	Solid round belt PU75A red smooth	7	60	9,8	100	4,7
RS75A8SRD	Solid round belt PU75A red smooth	8	65	12,9	100	6
RS75A9,5SRD	Solid round belt PU75A red smooth	9,5	75	18	100	8,5
RS75A10SRD	Solid round belt PU75A red smooth	10	80	19,6	50	9,4
RS75A12SRD	Solid round belt PU75A red smooth	12	90	29,4	50	13,5
RS75A12,5SRD	Solid round belt PU75A red smooth	12,5	100	31,4	50	14,8
RS75A15SRD	Solid round belt PU75A red smooth	15	120	45,1	50	21,5
RS75A18SRD	Solid round belt PU75A red smooth	18	150	64,7	50	31
RS75A18SRD	Solid round belt PU75A red smooth	20	170	80,4	50	40

PU75A Sky blue Smooth

Item no JENS S.	Product name	Outer diameter, mm	Recommended pulley min Ø, mm	Fmax/belt, kg	Standard roll, m	Weight, kg/100 m
RS75A2SHI	Solid round belt PU75A sky blue smooth	2	10	0,8	200	0,5
RS75A3SHI	Solid round belt PU75A sky blue smooth	3	20	1,8	200	0,9
RS75A4SHI	Solid round belt PU75A sky blue smooth	4	30	3	200	1,6
RS75A4,5SHI	Solid round belt PU75A sky blue smooth	4,8	35	4,4	200	2,2
RS75A5SHI	Solid round belt PU75A sky blue smooth	5	40	4,8	100	2,4
RS75A6SHI	Solid round belt PU75A sky blue smooth	6	50	6,8	100	3,4
RS75A6,3SHI	Solid round belt PU75A sky blue smooth	6,3	55	7,4	100	3,8
RS75A7SHI	Solid round belt PU75A sky blue smooth	7	60	9,2	100	4,7
RS75A8SHI	Solid round belt PU75A sky blue smooth	8	65	12	100	6
RS75A9,5SHI	Solid round belt PU75A sky blue smooth	9,5	75	17	100	8,5
RS75A10SHI	Solid round belt PU75A sky blue smooth	10	80	18,8	50	9,4
RS75A12SHI	Solid round belt PU75A sky blue smooth	12	90	27,2	50	13,5
RS75A12,5SHI	Solid round belt PU75A sky blue smooth	12,5	100	29,6	50	14,8
RS75A15SHI	Solid round belt PU75A sky blue smooth	15	120	42,4	50	21,5

PU80A Transparent Smooth

Item no JENS S.	Product name	Outer diameter, mm	Recommended pulley min Ø, mm	Fmax/belt, kg	Standard roll, m	Weight, kg/100 m
RS80A2STR	Solid round belt PU80A transparent smooth	2	15	1,1	200	0,5
RS80A3STR	Solid round belt PU80A transparent smooth	3	25	2,1	200	0,9
RS80A4STR	Solid round belt PU80A transparent smooth	4	30	4,1	200	1,6
RS80A4,8STR	Solid round belt PU80A transparent smooth	4,8	40	5,8	200	2,2
RS80A5STR	Solid round belt PU80A transparent smooth	5	45	6,2	100	2,4
RS80A6STR	Solid round belt PU80A transparent smooth	6	55	9	100	3,4
RS80A6,3STR	Solid round belt PU80A transparent smooth	6,3	60	10,1	100	3,8
RS80A7STR	Solid round belt PU80A transparent smooth	7	65	12,4	100	4,7
RS80A8STR	Solid round belt PU80A transparent smooth	8	75	16,1	100	6
RS80A9,5STR	Solid round belt PU80A transparent smooth	9,5	90	22,7	100	8,5
RS80A10STR	Solid round belt PU80A transparent smooth	10	95	25,3	50	9,4
RS80A12STR	Solid round belt PU80A transparent smooth	12	110	36,4	50	13,5
RS80A12,5STR	Solid round belt PU80A transparent smooth	12,5	115	39,4	50	14,8
RS80A15STR	Solid round belt PU80A transparent smooth	15	140	56,7	50	21,5
RS80A18STR	Solid round belt PU80A transparent smooth	18	170	81,5	50	31
RS80A20STR	Solid round belt PU80A transparent smooth	20	180	100,6	50	40

PU85A Green Rough

Item no JENS S.	Product name	Outer diameter, mm	Recommended pulley min Ø, mm	Fmax/belt, kg	Standard roll, m	Weight, kg/100 m
RS85A2RGR	Soild round belt PU85A green rough	2	15	1,2	200	0,5
RS85A3RGR	Soild round belt PU85A green rough	3	25	2,7	200	0,9
RS85A4RGR	Soild round belt PU85A green rough	4	35	4,7	200	1,6
RS85A4,8RGR	Soild round belt PU85A green rough	4,8	45	6,7	200	2,2
RS85A5RGR	Soild round belt PU85A green rough	5	50	7,1	100	2,4
RS85A6RGR	Soild round belt PU85A green rough	6	60	10,4	100	3,4
RS85A6,3RGR	Soild round belt PU85A green rough	6,3	65	11,4	100	3,8
RS85A7RGR	Soild round belt PU85A green rough	7	70	14,1	100	4,7
RS85A8RGR	Soild round belt PU85A green rough	8	80	18,4	100	6
RS85A9,5RGR	Soild round belt PU85A green rough	9,5	95	25,9	100	8,5
RS85A10RGR	Soild round belt PU85A green rough	10	100	28,6	50	9,4
RS85A12RGR	Soild round belt PU85A green rough	12	120	40,8	50	13,5
RS85A12,5RGR	Soild round belt PU85A green rough	12,5	125	44,9	50	14,8
RS85A15RGR	Soild round belt PU85A green rough	15	150	64,9	50	21,5
RS85A18RGR	Soild round belt PU85A green rough	18	180	92,8	50	31
RS85A20RGR	Soild round belt PU85A green rough	20	220	115,3	50	40

PU85A Green Smooth

Item no JENS S.	Product name	Outer diameter, mm	Recommended pulley min Ø, mm	Fmax/belt, kg	Standard roll, m	Weight, kg/100 m
RS85A2SGR	Solid round belt PU85A green smooth	2	15	1,2	200	0,5
RS85A3SGR	Solid round belt PU85A green smooth	3	25	2,7	200	0,9
RS85A4SGR	Solid round belt PU85A green smooth	4	35	4,7	200	1,6
RS85A4,8SGR	Solid round belt PU85A green smooth	4,8	45	6,7	200	2,2
RS85A5SGR	Solid round belt PU85A green smooth	5	50	7,1	100	2,4
RS85A6SGR	Solid round belt PU85A green smooth	6	60	10,4	100	3,4
RS85A6,3SGR	Solid round belt PU85A green smooth	6,3	65	11,4	100	3,8
RS85A7SGR	Solid round belt PU85A green smooth	7	70	14,1	100	4,7
RS85A8SGR	Solid round belt PU85A green smooth	8	80	18,4	100	6
RS85A9,5SGR	Solid round belt PU85A green smooth	9,5	95	25,9	100	8,5
RS85A10SGR	Solid round belt PU85A green smooth	10	100	28,6	50	9,4
RS85A12SGR	Solid round belt PU85A green smooth	12	120	40,8	50	13,5
RS85A12,5SGR	Solid round belt PU85A green smooth	12,5	125	44,9	50	14,8
RS85A15SGR	Solid round belt PU85A green smooth	15	150	64,9	50	21,5
RS85A18SGR	Solid round belt PU85A green smooth	18	180	92,8	50	31
RS85A20SGR	Solid round belt PU85A green smooth	20	220	115,3	50	40

PU85A Sapphire blue smooth


Item no JENS S.	Product name	Outer diameter, mm	Recommended pulley min Ø, mm	Fmax/belt, kg	Standard roll, m	Weight, kg/100 m
RS85A2SSB	Solid round belt PU85A sapphire blue smooth	2	15	1	200	0,5
RS85A3SSB	Solid round belt PU85A sapphire blue smooth	3	25	2,4	200	0,9
RS85A4SSB	Solid round belt PU85A sapphire blue smooth	4	35	4,2	200	1,6
RS85A4,5SSB	Solid round belt PU85A sapphire blue smooth	4,8	45	6,3	200	2,2
RS85A5SSB	Solid round belt PU85A sapphire blue smooth	5	50	6,7	100	2,4
RS85A6SSB	Solid round belt PU85A sapphire blue smooth	6	60	9,7	100	3,4
RS85A6,3SSB	Solid round belt PU85A sapphire blue smooth	6,3	65	10,7	100	3,8
RS85A7SSB	Solid round belt PU85A sapphire blue smooth	7	70	13,1	100	4,7
RS85A8SSB	Solid round belt PU85A sapphire blue smooth	8	80	17,2	100	6
RS85A9,5SSB	Solid round belt PU85A sapphire blue smooth	9,5	95	24,4	100	8,5
RS85A10SSB	Solid round belt PU85A sapphire blue smooth	10	100	26,9	50	9,4
RS85A12SSB	Solid round belt PU85A sapphire blue smooth	12	120	38,8	50	13,5
RS85A12,5SSB	Solid round belt PU85A sapphire blue smooth	12,5	125	42,2	50	14,8
RS85A15SSB	Solid round belt PU85A sapphire blue smooth	15	150	60,8	50	21,5

PU90A White smooth						
Item no JENS S.	Product name	Outer diameter, mm	Recommended pulley min Ø, mm	Fmax/belt, kg	Standard roll, m	Weight, kg/100 m
RS90A2SWE	Solid round belt PU90A white smooth	2	20	1,9	200	0,5
RS90A3SWE	Solid round belt PU90A white smooth	3	30	3,4	200	0,9
RS90A4SWE	Solid round belt PU90A white smooth	4	40	5,9	200	1,6
RS90A4,8SWE	Solid round belt PU90A white smooth	4,8	50	8,5	200	2,2
RS90A6,3SWE	Solid round belt PU90A white smooth	5	55	9,3	100	2,4
RS90A6SWE	Solid round belt PU90A white smooth	6	65	13,3	100	3,4
RS90A6,3SWE	Solid round belt PU90A white smooth	6,3	70	14,6	100	3,8
RS90A7SWE	Solid round belt PU90A white smooth	7	75	18,3	100	4,7
RS90A8SWE	Solid round belt PU90A white smooth	8	85	23,8	100	6
RS90A9,5SWE	Solid round belt PU90A white smooth	9,5	95	33,3	100	8,5
RS90A10SWE	Solid round belt PU90A white smooth	10	105	37,3	50	9,4
RS90A12SWE	Solid round belt PU90A white smooth	12	120	53,3	50	13,5
RS90A12,5SWE	Solid round belt PU90A white smooth	12,5	125	58	50	14,8
RS90A15SWE	Solid round belt PU90A white smooth	15	150	83,6	50	21,5
RS90A18SWE	Solid round belt PU90A white smooth	18	185	119,8	50	31
RS90A20SWE	Solid round belt PU90A white smooth	20	200	148,3	50	40


PU90A Beige Smooth						
Item no JENS S.	Product name	Outer diameter, mm	Recommended pulley min Ø, mm	Fmax/belt, kg	Standard roll, m	Weight, kg/100 m
RS55D2SBG	Solid round belt TPE55D beige smooth	2	30	2,4	200	0,5
RS55D3SBG	Solid round belt TPE55D beige smooth	3	35	5,6	200	0,9
RS55D4SBG	Solid round belt TPE55D beige smooth	4	50	9,9	200	1,6
RS55D4,9SBG	Solid round belt TPE55D beige smooth	4,8	60	14,4	200	2,2
RS55D5SBG	Solid round belt TPE55D beige smooth	5	65	15,7	100	2,4
RS55D6SBG	Solid round belt TPE55D beige smooth	6	75	22,4	100	3,4
RS55D6,3SBG	Solid round belt TPE55D beige smooth	6,3	80	24,8	100	3,8
RS55D7SBG	Solid round belt TPE55D beige smooth	7	90	30,4	100	4,7
RS55D8SBG	Solid round belt TPE55D beige smooth	8	100	40	100	6
RS55D9,5SBG	Solid round belt TPE55D beige smooth	9,5	120	56	100	8,5
RS55D10SBG	Solid round belt TPE55D beige smooth	10	125	62,9	50	9,4
RS55D12SBG	Solid round belt TPE55D beige smooth	12	150	90,6	50	13,5
RS55D12,5SBG	Solid round belt TPE55D beige smooth	12,5	160	97,6	50	14,8
RS55D15SBG	Solid round belt TPE55D beige smooth	15	180	140,8	50	21,5
RS55D18SBG	Solid round belt TPE55D beige smooth	18	240	203,2	50	31
RS55D20SBG	Solid round belt TPE55D beige smooth	20	300	251,2	50	40

TPE63D Silver Smooth Reinforced						
Item no JENS S.	Product name	Outer diameter, mm	Recommended pulley min Ø, mm	Fmax/belt, kg	Standard roll, m	Weight, kg/100 m
RS63D9,5SSL	Solid round belt TPE63D silver smooth reinforced	9,5	140	59,4	500	8,5
RS63D10SSL	Solid round belt TPE63D silver smooth reinforced	10	150	67	500	9,4
RS63D12SSL	Solid round belt TPE63D silver smooth reinforced	12	190	96	500	13,5
RS63D12,5SSL	Solid round belt TPE63D silver smooth reinforced	12,5	200	102,8	500	14,8

PU75A Red Smooth



PU75A Sky Blue Smooth



PU85A Green Rough



PU85A Sapphire Blue Smooth




PU85A Yellow Smooth



PU85A White Smooth



Connector for Hollow Roundbelts



PU75A Red Smooth

Item no JENS S.	Product name	Outer diameter, mm	Recommended pulley min Ø, mm	Fmax/belt kg	Standard roll, m	Weight, kg/100 m
RH75A4,8SRD	Hollow round belt PU75A red smooth	4,8	30	3,7	200	1,8
RH75A6,3SRD	Hollow round belt PU75A red smooth	6,3	45	6,7	100	3,2
RH75A8SRD	Hollow round belt PU75A red smooth	8	55	10,8	100	5,1
RH75A9,5SRD	Hollow round belt PU75A red smooth	9,5	65	15,3	100	7,2
RH75A12,5SRD	Hollow round belt PU75A red smooth	12,5	85	26,1	50	12,4
RH75A15SRD	Hollow round belt PU75A red smooth	15	100	39,6	50	19

PU75A Sky Blue Smooth

Item no JENS S.	Product name	Outer diameter, mm	Recommended pulley min Ø, mm	Fmax/belt, kg	Standard roll, m	Weight, kg/100 m
RH75A4,8SHI	Hollow round belt PU75A sky blue smooth	4,8	30	3,6	200	2,2
RH75A6,3SHI	Hollow round belt PU75A sky blue smooth	6,3	45	6,2	150	3,7
RH75A8SHI	Hollow round belt PU75A sky blue smooth	8	55	10	200	6
RH75A9,5SHI	Hollow round belt PU75A sky blue smooth	9,5	65	14,4	100	8,5
RH75A12,5SHI	Hollow round belt PU75A sky blue smooth	12,5	85	24,4	75	14,6
RH75A15SHI	Hollow round belt PU75A sky blue smooth	15	100	37,4	50	21

PU75A Sky Green Rough

Item no JENS S.	Product name	Outer diameter, mm	Recommended pulley min Ø, mm	Fmax/belt, kg	Standard roll, m	Weight, kg/100 m
RH85A4,8RGR	Hollow round belt PU85A green rough	4,8	35	5,3	200	1,8
RH85A6,3RGR	Hollow round belt PU85A green rough	6,3	55	9,4	100	3,2
RH85A8RGR	Hollow round belt PU85A green rough	8	65	15,3	100	5,1
RH85A9,5RGR	Hollow round belt PU85A green rough	9,5	75	20,4	100	7,2
RG85A12RGR	Hollow round belt PU85A green rough	12,5	100	36,7	50	12,4
RG85A12RGR	Hollow round belt PU85A green rough	15	120	59,1	50	19

PU75A Sapphire Blue Smooth

Item no JENS S.	Product name	Outer diameter, mm	Recommended pulley min Ø, mm	Fmax/belt, kg	Standard roll, m	Weight, kg/100 m
RH85A4,8SSB	Hollow round belt PU85A sapphire blue smooth	4,8	35	14,4	200	1,8
RH85A6,3SSB	Hollow round belt PU85A sapphire blue smooth	6,3	55	5,1	100	3,2
RH85A8SSB	Hollow round belt PU85A sapphire blue smooth	8	65	9	100	5,1
RH85A9,5SSB	Hollow round belt PU85A sapphire blue smooth	9,5	75	20,6	100	7,2
RH85A12,5SSB	Hollow round belt PU85A sapphire blue smooth	12,5	100	35	50	12,4
RH85A15SSB	Hollow round belt PU85A sapphire blue smooth	15	120	53,5	50	19

PU75A Yellow Smooth

Item no JENS S.	Product name	Outer diameter, mm	Recommended pulley min Ø, mm	Fmax/belt, kg	Standard roll, m	Weight, kg/100 m
RH85A4,8SYE	Hollow round belt PU85A yellow smooth	4,8	35	5,3	200	1,8
RH85A6,3SYE	Hollow round belt PU85A yellow smooth	6,3	55	9,4	100	3,2
RH85A8SYE	Hollow round belt PU85A yellow smooth	8	65	15,3	100	5,1
RH85A9,5SYE	Hollow round belt PU85A yellow smooth	9,5	75	20,4	100	7,2
RH85A12,5SYE	Hollow round belt PU85A yellow smooth	12,5	100	36,7	50	12,4
RH85A15SYE	Hollow round belt PU85A yellow smooth	15	120	57,1	50	19

PU90A White Smooth

Item no JENS S.	Product name	Outer dia, mm	Rec. pulley min Ø, mm	Fmax/belt, kg	Standard roll, m	Weight, kg/100, m
RH90A4,8SWE	Hollow round belt PU90A white smooth	4,8	45	8,6	200	1,8
RH90A6,3SWE	Hollow round belt PU90A white smooth	6,3	60	12,4	100	3,2
RH90A8SWE	Hollow round belt PU90A white smooth	8	75	19	100	5,1
RH90A9,5SWE	Hollow round belt PU90A white smooth	9,5	85	28,5	100	7,2
RH90A12,5SWE	Hollow round belt PU90A white smooth	12,5	115	47,5	50	12,4
RH90A15SWE	Hollow round belt PU90A white smooth	15	140	72,3	50	19

Connector for Hollow round belts

Item no JENS S.	Outer dia, mm	Rec. pulley min Ø, mm	Fmax/belt, kg
RH4,8CON	4,8	35	5,3
RH6,3CON	6,3	55	9,4
RH8CON	8	65	15,3
RH9,5CON	9,5	75	20,4
RH12,5CON	12,5	100	36,7
RH15CON	15	120	57,1



Guiding Clamp FZ02/3 Standard

Robust and accurate for V-belts up to profile 32 (D) and round belts from Ø 8 mm.



Paddle for SG02 / SG03

Spare paddle for welding tools SG02 & SG03 Standard. Dimensions (HxWxD): 35 x 35 x 2 mm.



Guide Clamp FZ01

Handy and lightweight for round belts up to Ø 10 mm and V-belts up to profile 10 (Z).




Welding Set:

- 1 pc scissors AS02
- 2 pc Guide clamps FZ01
- 1 pc Edge cutter SE02
- 1 pc Carrying bag LxBxH 31x20x5 cm
- 1 pc ergo paddle welding tool (PU and TPE)



Friction Welding Machine RS02

- 1 pc. Friction welding machine RS02
- 1 set standard profile jaws at your choice
- 1 pc. Torque wrench
- 1 pc. Scissors AS02
- 1 pc. Edge cutter SE02
- 1 pc. Carrying case with durable and protective foam inlay

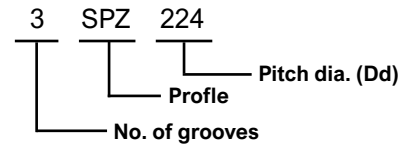


Scissors

AS02 scissors small with stop 90° cut for round belts up to Ø12 mm.



Item no. example:

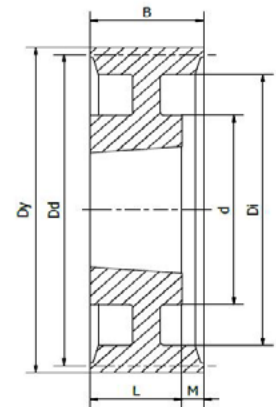


V-belt pulleys for taper bush are available in SPZ, SPA, SPB and SPC. From Dd 170mm, the discs are of the VTP type, ventilated V-belt pulleys. To be sure of the design of the V-belt pulleys or need help with drawings, [contact Jens S.](#)

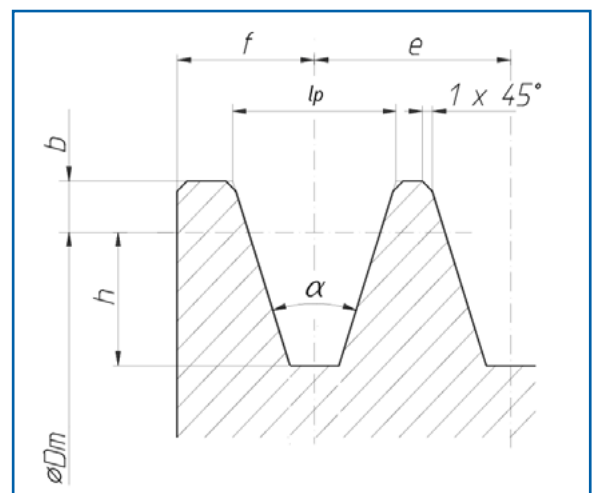
Our VTP pulleys are made of the material nodular cast iron. The solid and spoke pulleys are made of cast iron only.

No. of grooves	SPZ	SPA	SPB	SPC
	B [mm]	B [mm]	B [mm]	B [mm]
1	16	20	25	-
2	28	35	44	-
3	40	50	63	85
4	52	65	82	111
5	64	80	101	136
6	76	95	120	162
8	100	-	158	213
10	-	-	196	-

Profiles	Dy [mm]
SPZ	Dd + 4 mm
SPA	Dd + 5,5 mm
SPB	Dd + 7 mm
SPC	Dd + 9,5 mm

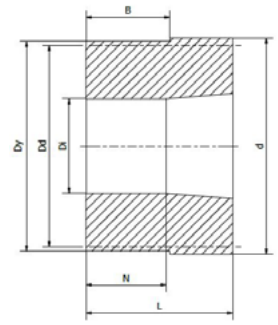


Profile	Dm [mm]	α [deg.]	lp [mm]	h [mm]	b [mm]	f [mm]	e [mm]
SPZ	≤ 80	34	8,5	9	2	8	12
	> 80	38					
SPA	≤ 118	34	11	11	2,75	10	15
	> 118	38					
SPB	≤ 190	34	14	14	3,5	12,5	19
	> 180	38					
SPC	≤ 315	34	19	19	4,75	17	25,5
	> 315	38					

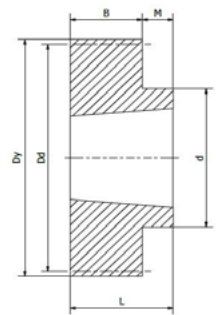


SPZ												
Dd [mm]	Item no Jens S.	No. Of grooves	Taper bush	Bore range [mm]	Execution	Pulley (Type)	Di [mm]	d [mm]	L [mm]	M [mm]	N [mm]	Weight kg
50	1SPZ50	1	1008	9-25	0	●	25	60	37	-	15	0,3
	2SPZ50	2	1008	9-25	0	●	25	60	49	-	27	0,4
56	1SPZ56	1	1008	9-25	0	●	30	60	37	-	15	0,4
	2SPZ56	2	1108	9-28	0	●	30	60	49	-	27	0,5
60	1SPZ60	1	1008	9-25	1	●	-	55	22	6	0,2	0,6
	2SPZ60	2	1108	9-28	0	●	34	64	49	-	27	0,6
63	1SPZ63	1	1108	9-28	1	●	-	60	22	6	-	0,2
	2SPZ63	2	1108	9-28	6	●	-	-	28	-	-	0,3
	3SPZ63	3	1108	9-28	3	●	37	-	22	-	18	0,4
67	1SPZ67	1	1108	9-28	1	●	-	60	22	6	-	0,3
	2SPZ67	2	1108	9-28	3	●	-	-	28	-	-	0,4
	3SPZ67	3	1108	9-28	3	●	41	-	22	-	18	0,5
71	1SPZ71	1	1108	9-28	1	●	-	60	22	6	-	0,3
	2SPZ71	2	1108	9-28	6	●	-	-	28	-	-	0,4
	3SPZ71	3	1108	9-28	3	●	45	-	22	-	18	0,6
75	1SPZ75	1	1108	9-28	1	●	-	60	22	6	-	0,4
	2SPZ75	2	1210	11-32	6	●	-	-	28	-	-	0,4
	3SPZ75	3	1210	11-32	3	●	49	-	22	-	15	0,5
80	1SPZ80	1	1210	11-32	1	●	-	75	25	9	-	0,5
	2SPZ80	2	1210	11-32	6	●	-	-	28	-	-	0,6
	3SPZ80	3	1210	11-32	3	●	54	-	25	-	15	0,7
	4SPZ80	4	1210	11-32	3	●	54	-	25	-	27	0,8
85	1SPZ85	1	1210	11-32	1	●	-	75	25	9	-	0,6
	2SPZ85	2	1610	14-42	6	●	-	-	28	-	-	0,5
	3SPZ85	3	1610	14-42	3	●	59	-	25	-	15	0,6
	4SPZ85	4	1610	14-42	3	●	59	-	25	-	27	0,9
	5SPZ85	5	1610	14-42	3	●	59	-	25	-	39	1
90	1SPZ90	1	1610	14-42	1	●	-	75	25	9	-	0,7
	2SPZ90	2	1610	14-42	6	●	-	-	28	-	-	0,7
	3SPZ90	3	1610	14-42	3	●	64	-	25	-	15	0,8
	4SPZ90	4	1610	14-42	3	●	64	-	25	-	27	1
	5SPZ90	5	1610	14-42	3	●	64	-	25	-	39	1,2
95	1SPZ95	1	1210	11-32	1	●	-	75	25	9	-	0,7
	2SPZ95	2	1610	14-42	6	●	-	-	28	-	-	0,8
	3SPZ95	3	1610	14-42	4	●	69	-	25	15	-	0,91,1
	4SPZ95	4	1610	14-42	4	●	69	-	25	27	-	1,3
	5SPZ95	5	1610	14-42	4	●	69	-	25	39	-	1,3
100	1SPZ100	1	1210	11-32	1	●	-	75	25	9	-	0,8
	2SPZ100	2	1610	14-42	6	●	-	-	28	-	-	0,9
	3SPZ100	3	1610	14-42	4	●	74	-	25	15	-	1,1
	4SPZ100	4	1610	14-42	4	●	74	-	25	27	-	1,1
	5SPZ100	5	2012	14-50	3	●	74	-	32	-	32	1,3
106	1SPZ106	1	1610	14-42	1	●	-	85	25	9	-	0,9
	2SPZ106	2	1610	14-42	6	●	-	-	28	-	-	1,1
	3SPZ106	3	1610	14-42	4	●	80	-	25	15	-	1,3
	4SPZ106	4	1610	14-42	4	●	80	-	25	27	-	1,3
	5SPZ106	5	2012	16-50	3	●	80	-	32	-	32	1,5
112	1SPZ112	1	1610	14-42	1	●	-	85	25	9	-	1
	2SPZ112	2	1610	14-42	6	●	-	-	28	-	-	1,3
	3SPZ112	3	2012	14-50	4	●	86	-	32	8	-	1,3
	4SPZ112	4	2012	14-50	4	●	86	-	32	20	-	1,5
	5SPZ112	5	2012	14-50	4	●	86	-	32	32	-	1,8

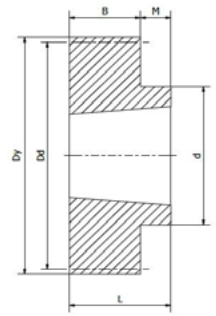
● Solid pulley ○ Plate pulley X Arm pulley ▲ VTP arm pulley



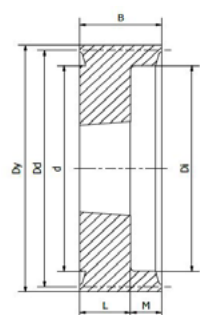
Type 0



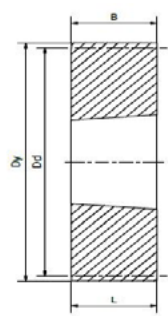
Type 1



Type 3



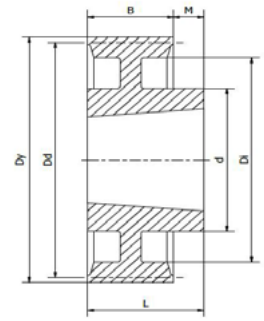
Type 4



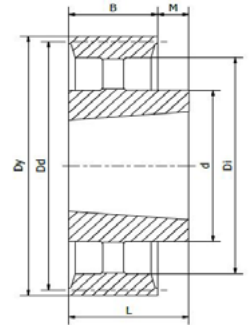
Type 6

SPZ												
Dd [mm]	Item no Jens S.	No. Of grooves	Taper bush	Bore range [mm]	Execution	Pulley (Type)	Di [mm]	d [mm]	L [mm]	M [mm]	N [mm]	Weight kg
118	1SPZ118	1	1610	14-42	2	O	-	85	25	9	-	0,9
	2SPZ118	2	1610	14-42	5	O	-	85	25	3	-	1,3
	3SPZ118	3	2012	14-50	4	●	92	-	32	8	-	1,6
	4SPZ118	4	2012	14-50	4	●	92	-	32	20	-	1,8
	5SPZ118	5	2012	14-50	4	●	92	-	32	32	-	1,8
	6SPZ118	6	2517	16-60	3	●	92	-	45	-	31	2
125	1SPZ125	1	1610	14-42	2	O	-	85	25	96	-	1
	2SPZ125	2	1610	14-42	5	O	-	85	25	3	-	1,4
	3SPZ125	3	2012	14-50	4	●	99	-	32	8	-	1,8
	4SPZ125	4	2012	14-50	4	●	99	-	32	2	-	2,2
	5SPZ125	5	2012	14-50	4	●	99	-	32	19	-	2,3
	6SPZ125	6	2517	16-60	4	●	99	-	45	31	-	2,5
132	1SPZ132	1	1610	14-42	2	O	-	85	25	9	-	1,1
	2SPZ132	2	1610	14-42	5	O	-	85	25	3	-	1,5
	3SPZ132	3	2012	14-50	4	●	106	-	32	8	-	2,3
	4SPZ132	4	2012	14-50	4	●	106	-	32	20	-	2,5
	5SPZ132	5	2517	16-60	4	●	106	-	45	19	-	2,7
	6SPZ132	6	2517	16-60	4	●	106	-	45	31	-	2,9
140	1SPZ140	1	1610	14-42	2	O	-	85	25	9	-	1,2
	2SPZ140	2	1610	14-42	5	O	-	85	25	3	-	1,7
	3SPZ140	3	2012	14-50	4	●	114	-	32	8	-	2,6
	4SPZ140	4	2012	14-50	4	●	114	-	32	10	-	2,9
	5SPZ140	5	2517	16-60	4	●	114	-	45	19	-	3,2
	6SPZ140	6	2517	16-60	4	●	114	-	45	31	-	3,5
	8SPZ140	8	2517	16-60	7	O	114	-	45	27,5	27,5	4
	150	1SPZ150	1	1610	14-42	2	O	-	85	25	9	-
2SPZ150		2	2012	14-50	2	O	-	95	32	3	-	2
3SPZ150		3	2012	14-50	4	●	124	-	32	8	-	3,1
4SPZ150		4	2517	16-60	4	●	124	-	45	20	-	3,7
5SPZ150		5	2517	16-60	4	●	124	-	45	19	-	4
6SPZ150		6	2517	16-60	4	●	124	-	45	31	-	5,4
8SPZ150		8	2517	16-60	7	●	124	-	45	27,5	27,5	5
160		1SPZ160	1	1610	14-42	2	O	-	85	25	9	-
	2SPZ160	2	2012	14-50	2	O	-	105	32	4	-	2,5
	3SPZ160	3	2012	14-50	5	O	134	105	32	8	-	3,6
	4SPZ160	4	2517	16-60	4	●	134	-	45	7	-	4,4
	5SPZ160	5	2517	16-60	4	●	134	-	45	19	-	4,8
	6SPZ160	6	2517	16-60	4	●	134	-	45	31	-	5,2
	8SPZ160	8	2517	16-60	7	●	134	-	45	27,5	27,5	5,6
	170	1SPZ170	1	1610	10-42	2	▲	146	66	25	9	-
2SPZ170		2	2012	14-50	2	▲	146	84	32	4	-	1,3
3SPZ170		3	2012	14-50	5	▲	146	85	32	8	-	1,7

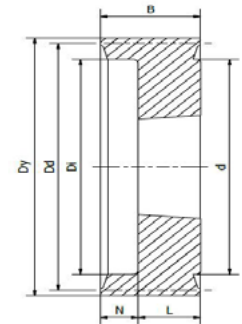
● Solid pulley O Plate pulley X Arm pulley ▲ VTP arm pulley



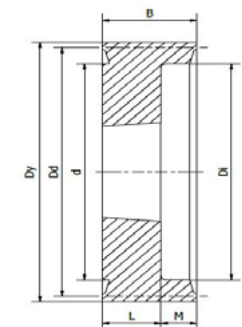
Type 2 O



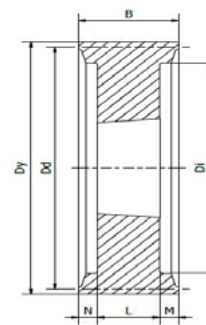
Type 2 X



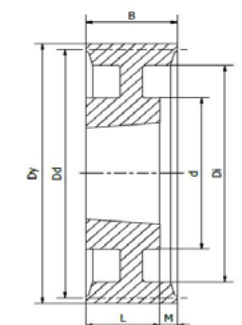
Type 3



Type 4

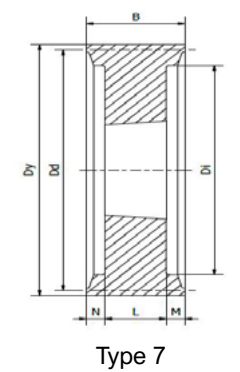
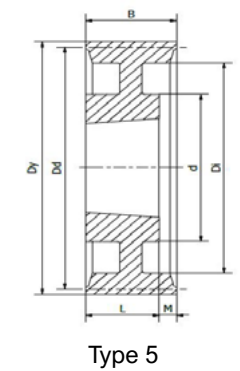
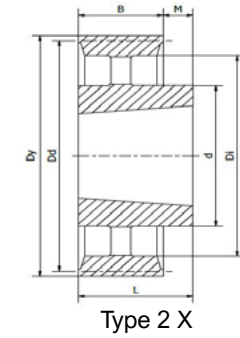
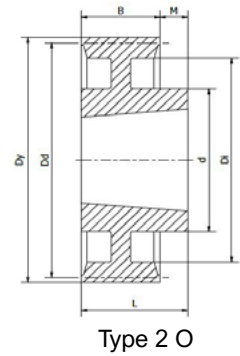


Type 7

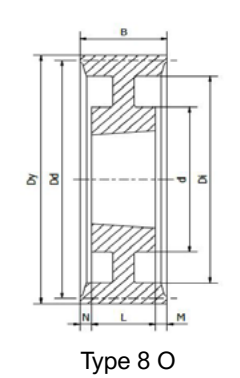
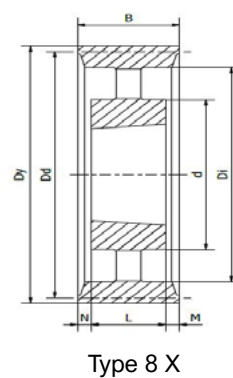
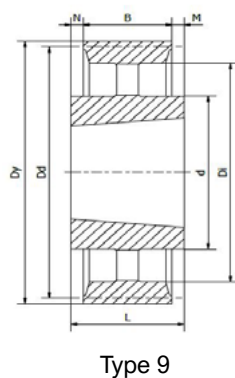


Type 5

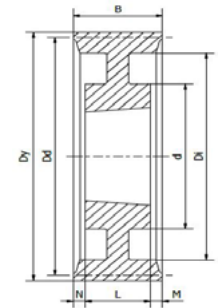
SPZ												
Dd [mm]	Item no Jens S.	No. Of grooves	Taper bush	Bore range [mm]	Execution	Pulley (Type)	Di [mm]	d [mm]	L [mm]	M [mm]	N [mm]	Weight kg
180	1SPZ180	1	1610	14-42	2	▲	151	74	25	9	-	1,6
	2SPZ180	2	2012	14-50	2	▲	151	84	32	4	-	2,5
	3SPZ180	3	2012	14-50	5	▲	154	84	32	8	-	4,8
	4SPZ180	4	2517	16-60	5	▲	154	102	45	7	-	6,1
	5SPZ180	5	2517	16-60	5	▲	154	102	45	19	-	6,3
	6SPZ180	6	2517	16-60	5	▲	154	102	45	31	-	6,8
	8SPZ180	8	3020	25-75	7	●	154	-	51	24,5	24,5	6,9
190	1SPZ190	1	2012	16-50	2	▲	166	84	32	16	-	1,2
	2SPZ190	2	2012	16-50	2	▲	166	84	32	4	-	1,4
	3SPZ190	3	2012	16-50	5	▲	166	84	32	8	-	1,8
	4SPZ190	4	2517	18-65	8	▲	161	124	45	7	-	5,3
	5SPZ190	5	2517	18-65	8	▲	161	124	45	19	-	6,3
	6SPZ190	6	2517	18-65	8	▲	161	124	45	31	-	6,9
	8SPZ190	8	3020	25-75	7	▲	161	-	51	24,5	24,5	8,2
200	1SPZ200	1	2012	14-50	2	▲	-	84	32	16	-	2,3
	2SPZ200	2	2012	14-50	2	▲	171	84	32	4	-	2,8
	3SPZ200	3	2012	14-50	5	▲	171	84	32	8	-	3,5
	4SPZ200	4	2517	16-60	8	▲	171	102	45	3,5	3,5	4,7
	5SPZ200	5	2517	16-60	8	▲	171	102	45	9,5	9,5	5,5
	6SPZ200	6	2517	16-60	8	▲	171	102	45	15,5	15,5	6,1
	8SPZ200	8	3020	25-75	7	▲	174	125,5	51	24,5	24,5	9,4
	224	1SPZ224	1	2012	14-50	9	▲	199	84	32	8	8
2SPZ224		2	2012	14-50	9	▲	199	84	32	2	2	3,2
3SPZ224		3	2012	14-50	5	▲	200	84	32	8	-	3,9
4SPZ224		4	2517	16-60	8	▲	200	102	45	3,5	3,5	5,2
5SPZ224		5	2517	16-60	8	▲	200	102	45	9,5	9,5	6
6SPZ224		6	2517	16-60	8	▲	200	102	45	15,5	15,5	6,6
8SPZ224		8	3020	25-75	7	▲	200	125,5	51	24,5	24,5	12,4
250	1SPZ250	1	2012	14-50	9	▲	224	84	32	8	8	2,8
	2SPZ250	2	2012	14-50	9	▲	224	84	32	2	2	3,5
	3SPZ250	3	2012	14-50	8	▲	228	84	32	4	4	4,3
	4SPZ250	4	2517	16-60	8	▲	228	102	45	3,5	3,5	5,7
	5SPZ250	5	2517	16-60	8	▲	228	102	45	9,5	9,5	6,4
	6SPZ250	6	2517	16-60	8	▲	228	102	45	15,5	15,5	7
	8SPZ250	8	3020	25-75	8	▲	224	125,5	51	24,5	24,5	10,6
280	1SPZ280	1	2012	14-50	9	▲	254	84	32	8	8	2,9
	2SPZ280	2	2012	14-50	9	▲	254	84	32	2	2	4
	3SPZ280	3	2517	16-60	9	▲	256	84	45	2,5	2,5	5,3
	4SPZ280	4	2517	16-60	8	▲	256	102	45	3,5	3,5	6,4
	5SPZ280	5	2517	16-60	8	▲	256	102	45	9,5	9,5	7,1
	6SPZ280	6	2517	16-60	8	▲	256	102	45	15,5	15,5	7,8
	8SPZ280	8	3020	25-75	8	▲	254	125,5	51	24,5	24,5	10,8



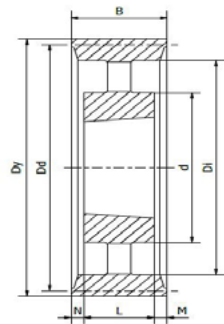
● Solid pulley O Plate pulley X Arm pulley ▲ VTP arm pulley



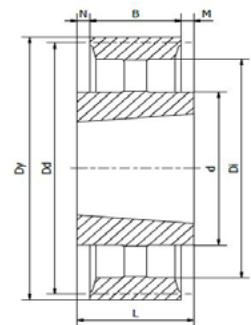
SPZ												
Dd [mm]	Item no Jens S.	No. Of grooves	Taper bush	Bore range [mm]	Execution	Pulley (Type)	Di [mm]	d [mm]	L [mm]	M [mm]	N [mm]	Weight kg
315	1SPZ315	1	2012	14-50	9	▲	289	84	32	8	8	3,1
	2SPZ315	2	2012	14-50	9	▲	289	84	32	2	2	4,2
	3SPZ315	3	2517	16-60	9	▲	291	84	45	2,5	2,5	6,1
	4SPZ315	4	2517	16-60	8	▲	291	102	45	3,5	3,5	7,6
	5SPZ315	5	2517	16-60	8	▲	291	102	45	9,5	9,5	8,6
	6SPZ315	6	2517	16-60	8	▲	291	102	45	15,5	15,5	9,3
	8SPZ315	8	3020	25-75	8	▲	291	125,5	51	24,5	24,5	13
355	1SPZ355	1	2012	14-50	9	▲	329	84	32	8	8	3,5
	2SPZ355	2	2012	14-50	9	▲	329	84	32	2	2	5,1
	3SPZ355	3	2517	16-60	9	▲	329	84	45	2,5	2,5	7,3
	4SPZ355	4	2517	16-60	8	▲	329	102	45	3,5	3,5	8,9
	5SPZ355	5	2517	16-60	8	▲	329	102	45	9,5	9,5	10
	6SPZ355	6	2517	16-60	8	▲	329	102	45	15,5	15,5	10,7
	8SPZ355	8	3020	25-75	8	▲	329	125,5	51	24,5	24,5	16,2
400	1SPZ400	1	2012	14-50	9	▲	374	84	32	8	8	4,2
	2SPZ400	2	2517	16-60	9	▲	374	102	45	8,5	8,5	6,3
	3SPZ400	3	2517	16-60	9	▲	276	102	45	2,5	2,5	8
	4SPZ400	4	2517	16-60	8	▲	276	102	45	3,5	3,5	10,1
	5SPZ400	5	3020	25-75	8	▲	276	125,5	51	6,5	6,5	11,7
	6SPZ400	6	3020	25-75	8	▲	276	125,5	51	12,5	12,5	12,8
	8SPZ400	8	3030	35-75	8	▲	276	125,5	76	12	12	18,4
450	1SPZ450	1	2517	16-60	9	▲	424	102	45	15	15	6
	2SPZ450	2	2517	16-60	9	▲	423	102	45	15	15	8,2
	3SPZ450	3	2517	16-60	9	▲	423	102	45	2,5	2,5	9,8
	4SPZ450	4	3020	25-75	8	▲	424	125,5	51	0,5	0,5	11,8
	5SPZ450	5	3020	25-75	8	▲	424	125,5	51	6,5	6,5	13,8
	6SPZ450	6	3020	25-75	8	▲	424	125,5	51	12,5	12,5	15,1
	8SPZ450	8	3525	35-100	8	▲	424	150	89	5,5	5,5	24,3
500	1SPZ500	1	2517	16-60	9	▲	474	102	45	15	15	6,6
	2SPZ500	2	2517	16-60	9	▲	473	102	45	8,5	8,5	9,1
	3SPZ500	3	2517	16-60	9	▲	476	102	45	2,5	2,5	11,4
	4SPZ500	4	3020	25-75	8	▲	476	125,5	51	0,5	0,5	14,3
	5SPZ500	5	3020	25-75	8	▲	476	125,5	51	6,5	6,5	15,9
	6SPZ500	6	3020	25-75	8	▲	476	125,5	51	13	13	18,2
	8SPZ500	8	3525	35-100	8	▲	476	150	89	5,5	5,5	26,2
630	2SPZ630	2	2517	16-60	9	▲	604	102	45	8,5	8,5	11,7
	3SPZ630	3	2517	16-60	9	▲	604	102	45	2,5	2,5	15,9
	4SPZ630	4	3020	25-75	8	▲	604	125,5	51	0,5	0,5	18,3
	5SPZ630	5	3020	25-75	8	▲	604	125,5	51	6,5	6,5	22,7
	6SPZ630	6	3525	35-100	8	▲	604	150	65	5,5	5,5	25,9
	8SPZ630	8	3525	35-100	8	▲	604	150	89	5,5	5,5	35,9
710	3SPZ710	3	3020	25-75	9	▲	684	125,5	51	5,5	5,5	18,9
	4SPZ710	4	3030	35-75	9	▲	684	125,5	76	12	12	24,4
	5SPZ710	5	3525	35-100	9	▲	684	150	89	12,5	12,5	31,3
	6SPZ710	6	3525	35-100	9	▲	684	150	89	6,5	6,5	34,2
	8SPZ710	8	3525	35-100	8	▲	684	150	89	5,5	5,5	42,1
800	3SPZ800	3	3020	25-75	9	▲	774	125,5	51	5,5	5,5	20,9
	4SPZ800	4	3030	35-75	9	▲	774	125,5	76	12	12	28,4
	5SPZ800	5	3525	35-100	9	▲	774	150	89	12,5	12,5	33,1
	6SPZ800	6	3525	35-100	9	▲	774	150	89	6,5	6,5	40,6
	8SPZ800	8	3525	35-100	8	▲	774	150	89	5,5	5,5	43,6



Type 8 O



Type 8 X

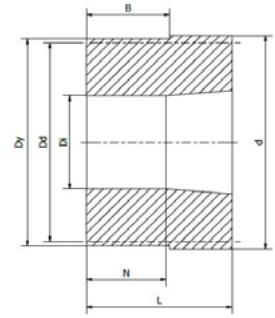


Type 9

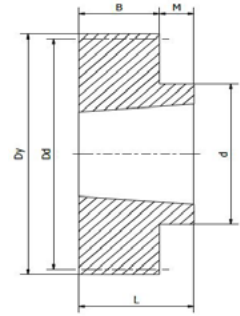
- Solid pulley
- Plate pulley
- × Arm pulley
- ▲ VTP arm pulley

SPA												
Dd [mm]	Item no Jens S.	No. Of grooves	Taper bush	Bore range [mm]	Execution	Pulley (Type)	Di [mm]	d [mm]	L [mm]	M [mm]	N [mm]	Weight kg
63	1SPA63	1	1108	9-28	0	●	31	68,5	40	-	18	0,6
	2SPA63	2	1108	9-28	0	●	31	68,5	55	-	33	0,5
67	1SPA67	1	1108	9-28	1	●	-	60	22	2	-	0,3
	2SPA67	2	1108	9-28	3	●	35	-	22	-	13	0,5
71	1SPA71	1	1108	9-28	1	●	-	60	22	2	-	0,3
	2SPA71	2	1108	9-28	3	●	39	-	22	-	13	0,5
	3SPA71	3	1108	9-28	3	●	39	-	22	-	28	0,7
75	1SPA75	1	1108	9-28	1	●	-	60	22	2	-	0,4
	2SPA75	2	1108	9-28	3	●	43	-	22	-	13	0,6
	3SPA75	3	1108	9-28	3	●	43	-	22	-	28	0,8
80	1SPA80	1	1210	11-32	1	●	-	80	25	5	-	0,4
	2SPA80	2	1210	11-32	6	●	-	-	35	-	-	0,6
	3SPA80	3	1210	11-32	3	●	48	-	25	-	25	0,9
85	1SPA85	1	1210	11-32	1	●	-	80	25	5	-	0,6
	1SPA85	2	1210	11-32	6	●	-	-	35	-	-	0,7
	3SPA85	3	1210	11-32	3	●	53	-	25	-	25	1
90	1SPA90	1	1210	11-32	1	●	-	8	25	5	-	0,7
	2SPA90	2	1610	14-42	6	●	-	-	35	-	-	0,7
	3SPA90	3	1610	14-42	3	●	58	-	25	-	25	1
	4SPA90	4	1610	14-42	3	●	58	-	25	-	40	1,1
95	1SPA95	1	1210	11-32	1	●	-	80	25	5	-	0,8
	2SPA95	2	1610	14-42	6	●	-	-	35	-	-	0,9
	3SPA95	3	1610	14-42	3	●	63	-	25	-	25	1,1
	4SPA95	4	1610	14-42	3	●	63	-	25	-	40	1,2
100	1SPA100	1	1610	14-42	1	●	-	85	25	5	-	0,8
	2SPA100	2	1610	14-42	3	●	68	-	25	-	10	0,9
	3SPA100	3	1610	14-42	4	●	68	-	25	25	-	1,2
	4SPA100	4	1610	14-42	4	●	68	-	25	40	-	1,5
	5SPA100	5	1610	14-42	7	●	68	-	25	42	13	1,7
	6SPA100	6	1610	14-42	7	●	68	-	25	40	30	2,6
106	1SPA106	1	1610	14-42	1	●	-	85	25	5	-	0,9
	2SPA106	2	1610	14-42	3	●	74	-	25	-	10	1,1
	3SPA106	3	1610	14-42	4	●	74	-	25	25	-	1,4
	4SPA106	4	2012	14-50	3	●	74	-	32	-	33	2
	5SPA112	5	2012	14-50	3	●	74	-	32	-	48	2
	6SPA106	6	2012	14-50	3	●	74	-	32	-	63	2,7
112	1SPA112	1	1610	14-42	1	●	-	85	25	5	-	1
	2SPA112	2	1610	14-42	3	●	80	-	25	-	10	1,2
	3SPA112	3	1610	14-42	3	●	80	-	25	-	18	1,3
	4SPA112	4	2012	14-50	3	●	80	-	32	-	33	1,9
	5SPA112	5	2012	14-50	3	●	80	-	32	-	48	2,1
	6SPA112	6	2012	14-50	3	●	80	-	32	-	63	2,8
118	1SPA112	1	1610	14-42	1	●	-	85	25	5	-	1,2
	2SPA112	2	1610	14-42	3	●	86	-	25	-	10	1,4
	3SPA112	3	2010	14-50	4	●	86	-	32	18	-	1,8
	4SPA112	4	2012	14-50	4	●	86	-	32	33	-	2
	5SPA112	5	2012	14-50	4	●	86	-	32	48	-	2,4
	6SPA112	6	2012	14-50	3	●	84	-	32	-	63	3,2

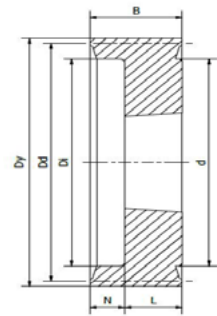
● Solid pulley ○ Plate pulley X Arm pulley ▲ VTP arm pulley



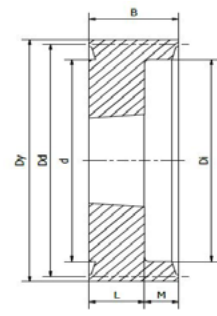
Type 0



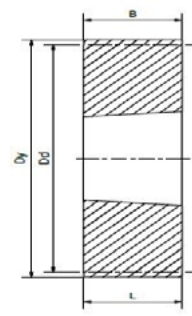
Type 1



Type 3



Type 4



Type 6

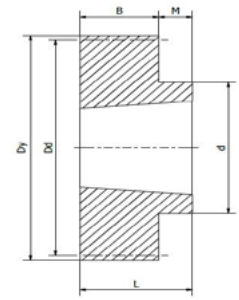
SPA												
Dd [mm]	Item no Jens S.	No. Of grooves	Taper bush	Bore range [mm]	Execution	Pulley (Type)	Di [mm]	d [mm]	L [mm]	M [mm]	N [mm]	Weight kg
125	1SPA125	1	1610	14-42	1	●	93	85	25	5	-	1,4
	2SPA125	2	1610	14-42	3	●	93	-	25	-	10	1,7
	3SPA125	3	2010	14-50	4	●	93	-	32	18	-	2
	4SPA125	4	2012	14-50	4	●	93	-	32	33	-	2,5
	5SPA125	5	2012	14-50	7	●	93	-	32	24	24	2,7
	6SPA125	6	2012	14-50	7	●	90	-	32	31,5	31,5	3,6
132	1SPA132	1	1610	14-42	1	●	-	85	25	5	-	1,6
	2SPA132	2	2012	14-50	5	○	-	95	32	3	-	1,8
	3SPA132	3	2517	14-50	4	●	100	-	32	18	-	2,3
	4SPA132	4	2517	16-60	4	●	100	-	45	20	-	2,6
	5SPA132	5	2517	16-60	7	●	100	-	45	17,5	17,5	2,9
	6SPA132	6	2517	16-60	7	●	102	-	45	25	25	4
140	1SPA140	1	1610	14-42	1	●	-	85	25	5	-	1,8
	2SPA140	2	2012	14-50	5	○	-	95	32	3	-	2
	3SPA140	3	2517	16-60	4	●	108	-	45	5	-	2,8
	4SPA140	4	2517	16-60	4	●	108	-	45	20	-	3,1
	5SPA140	5	2517	16-60	7	●	108	-	45	17,5	17,5	3,4
	6SPA140	6	2517	16-60	7	●	105	-	45	25	25	4,7
150	1SPA150	1	1610	14-42	2	○	-	85	25	5	-	1,4
	2SPA150	2	2012	14-50	5	○	-	95	32	3	-	2,4
	3SPA150	3	2517	16-60	4	●	118	-	45	5	-	3,5
	4SPA150	4	2517	16-60	4	●	118	-	45	20	-	3,8
	5SPA150	5	2517	16-60	7	●	118	-	45	17,5	17,5	4,2
	6SPA150	6	2517	16-60	7	●	115	-	45	25	25	5,6
160	1SPA160	1	1610	14-42	2	○	128	85	25	5	-	1,5
	2SPA160	2	2012	14-50	5	○	128	105	32	3	-	2,3
	3SPA160	3	2517	16-60	4	●	128	120	45	5	-	3,9
	4SPA160	4	2517	16-60	4	●	128	120	45	20	-	4,4
	5SPA160	5	3020	25-75	7	●	128	-	45	17,5	17,5	5,1
	6SPA160	6	3020	25-75	7	●	125	-	45	25	25	6
170	1SPA170	1	1610	14-42	2	▲	144	66	25	5	-	1,1
	2SPA170	2	2012	14-50	5	▲	144	84	32	3	-	1,5
	3SPA170	3	2517	16-60	5	▲	144	102	45	5	-	2,4
180	1SPA180	1	1610	14-42	2	▲	152	66	25	5	-	1,7
	2SPA180	2	2012	14-50	5	▲	152	84	32	3	-	3,4
	3SPA180	3	2517	16-60	5	▲	152	102	45	5	-	5,1
	4SPA180	4	2517	16-60	4	▲	152	102	45	20	-	5,9
	5SPA180	5	3020	25-75	7	●	148	-	51	14,5	14,5	6,2
	6SPA180	6	3020	25-75	7	●	145	-	51	22	22	7,7

● Solid pulley

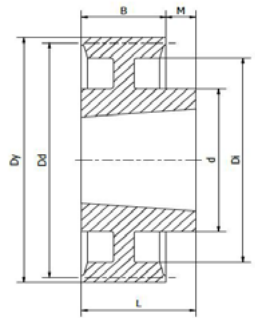
○ Plate pulley

X Arm pulley

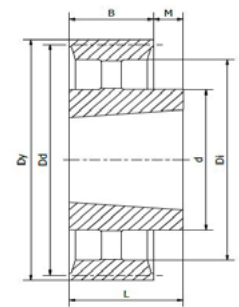
▲ VTP arm pulley



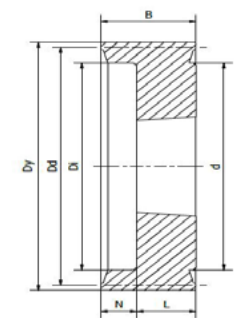
Type 1



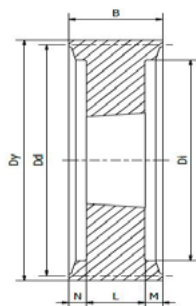
Type 2 O



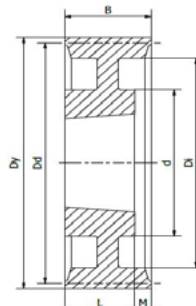
Type 2 X



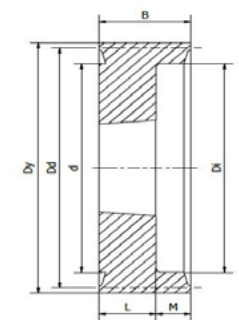
Type 3



Type 7



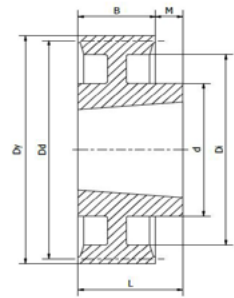
Type 5



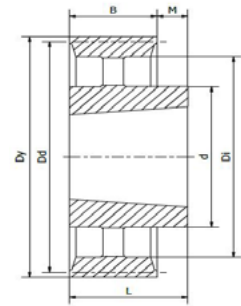
Type 4

SPA												
Dd [mm]	Item no Jens S.	No. Of grooves	Taper bush	Bore range [mm]	Execution	Pulley (Type)	Di [mm]	d [mm]	L [mm]	M [mm]	N [mm]	Weight kg
190	1SPA190	1	1610	14-42	2	▲	164	66	25	5	-	1,2
	2SPA190	2	2012	14-50	5	▲	164	84	32	3	-	1,6
	3SPA190	3	2517	16-60	5	▲	164	102	45	5	-	2,5
200	1SPA200	1	2012	14-50	2	▲	168	84	32	12	-	2,6
	2SPA200	2	2517	16-60	2	▲	168	102	45	10	-	4,1
	3SPA200	3	2517	16-60	5	▲	172	102	45	5	-	4,9
	4SPA200	4	3020	25-75	5	▲	172	125,5	51	14	-	7,4
	5SPA200	5	3020	25-75	8	▲	172	125,5	51	14,5	14,5	8,4
	6SPA200	6	3020	25-75	8	▲	172	125,5	51	22	22	9,7
224	1SPA224	1	2012	14-50	9	▲	193	84	32	6	6	2,9
	2SPA224	2	2517	16-60	9	▲	193	102	45	5	5	4,8
	3SPA224	3	2517	16-60	8	▲	198	102	45	2,5	2,5	5,9
	4SPA224	4	3020	25-75	8	▲	196	125,5	51	7	7	8
	5SPA224	5	3020	25-75	8	▲	196	125,5	51	14,5	14,5	9
	6SPA224	6	3020	25-75	8	▲	196	125,5	51	22	22	13,2
250	1SPA250	1	2012	14-50	9	▲	218	84	32	6	6	2,9
	2SPA250	2	2517	16-60	9	▲	218	102	45	5	5	4,8
	3SPA250	3	2517	16-60	8	▲	222	102	45	2,5	2,5	5,9
	4SPA250	4	3020	25-75	8	▲	222	125,5	51	7	7	8
	5SPA250	5	3020	25-75	8	▲	224	125,5	51	14,5	14,5	9
	6SPA250	6	3020	25-75	8	▲	224	125,5	51	22	22	13,2
280	1SPA280	1	2012	14-50	9	▲	248	84	32	6	6	3,3
	2SPA280	2	2517	16-60	9	▲	248	102	45	5	5	5,4
	3SPA280	3	2517	16-60	8	▲	254	102	45	2,5	2,5	6,7
	4SPA280	4	3020	25-75	8	▲	254	125,5	51	7	7	8,8
	5SPA280	5	3525	35-100	8	▲	254	150	65	7,5	7,5	13,4
	6SPA280	6	3525	35-100	8	▲	245	150	65	15	15	18
315	1SPA315	1	2012	14-50	9	▲	283	84	32	6	6	3,6
	2SPA315	2	2517	16-60	9	▲	283	102	45	5	5	6
	3SPA315	3	3020	25-75	9	▲	288	125,5	51	0,5	0,5	8,3
	4SPA315	4	3020	25-75	8	▲	288	125,5	51	7	7	9,7
	5SPA315	5	3525	35-100	8	▲	288	150	65	7,5	7,5	14,2
	6SPA315	6	3525	35-100	8	▲	288	150	65	15	15	20,7
355	1SPA355	1	2012	14-50	9	▲	323	84	32	6	6	4,2
	2SPA355	2	2517	16-60	9	▲	323	102	45	5	5	6,7
	3SPA355	3	3020	25-75	9	▲	323	125,5	51	0,5	0,5	9,2
	4SPA355	4	3020	25-75	9	▲	323	125,5	51	7	7	11
	5SPA355	5	3525	35-100	8	▲	323	150	65	7,5	7,5	15,8

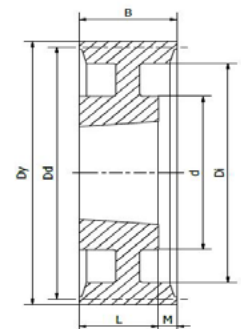
- Solid pulley
- Plate pulley
- X Arm pulley
- ▲ VTP arm pulley



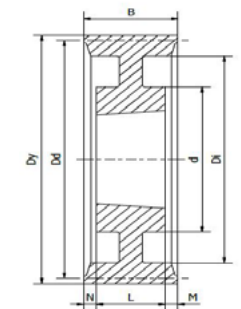
Type 2 O



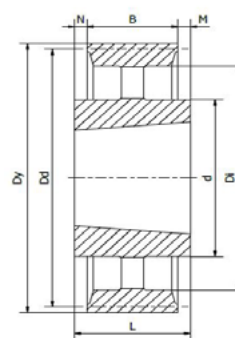
Type 2 X



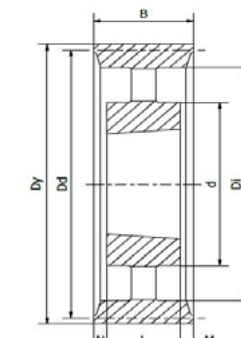
Type 5



Type 8 O



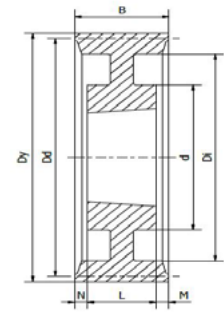
Type 9



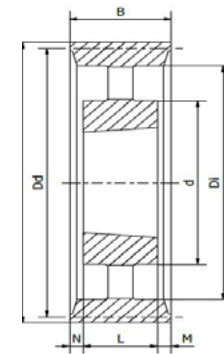
Type 8 X

SPA												
Dd [mm]	Item no Jens S.	No. Of grooves	Taper bush	Bore range [mm]	Execution	Pulley (Type)	Di [mm]	d [mm]	L [mm]	M [mm]	N [mm]	Weight kg
400	1SPA400	1	2012	15-50	9	▲	368	84	32	6	6	4,9
	2SPA400	2	2517	16-60	9	▲	368	102	45	5	5	8,1
	3SPA400	3	3020	25-75	9	▲	368	125,5	51	0,5	0,5	11
	4SPA400	4	3020	25-75	8	▲	368	125,5	51	7	7	12,8
	5SPA400	5	3525	35-100	8	▲	373	150	65	7,5	7,5	18,2
	6SPA400	6	3525	35-100	8	▲	373	150	65	15	15	24
450	1SPA450	1	2517	16-60	9	▲	418	102	45	12,5	12,5	7
	2SPA450	2	2517	16-60	9	▲	420	102	45	5	5	10,3
	3SPA450	3	3020	25-75	9	▲	420	125,5	51	0,5	0,5	14,1
	4SPA450	4	3020	25-75	8	▲	420	125,5	51	7	7	15,5
	5SPA450	5	3525	35-100	8	▲	420	150	65	7,5	7,5	21,5
500	1SPA500	1	2517	16-60	9	▲	468	102	45	12,5	12,5	8
	2SPA500	2	2517	16-60	9	▲	470	102	45	5	5	11,6
	3SPA500	3	3020	25-75	9	▲	470	125,5	51	0,5	0,5	16
	4SPA500	4	3020	25-75	8	▲	468	125,5	51	7	7	19,3
	5SPA500	5	3525	35-100	8	▲	470	150	65	7,5	7,5	24,5
	6SPA500	6	3525	35-100	8	▲	470	150	65	15	15	35
630	1SPA630	1	2517	16-60	9	▲	598	102	45	12,5	12,5	10,1
	2SPA630	2	3020	25-75	9	▲	598	125,5	51	8	8	16
	3SPA630	3	3020	25-75	9	▲	598	125,5	51	0,5	0,5	22
	4SPA630	4	3525	35-100	8	▲	598	150	65	-	-	28
	5SPA630	5	3525	35-100	8	▲	598	150	65	7,5	7,5	32,2
	6SPA630	6	4030	40-115	8	▲	595	176	76	9,5	9,5	48,9
800	3SPA800	3	3525	35-100	9	▲	765	150	65	7,5	7,5	40,6
	4SPA800	4	3525	35-100	8	▲	765	150	65	0	0	49,9
	5SPA800	5	4030	40-115	8	▲	765	176	76	2	2	59,8
	6SPA800	6	4030	40-115	8	▲	765	176	76	9,5	9,5	67,6

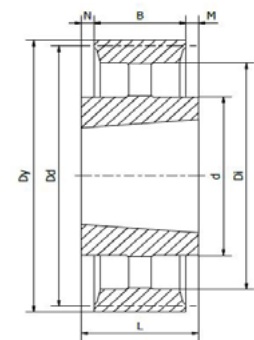
● Solid pulley ○ Plate pulley X Arm pulley ▲ VTP arm pulley



Type 8 O



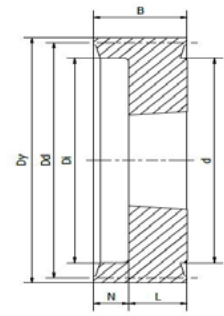
Type 8 X



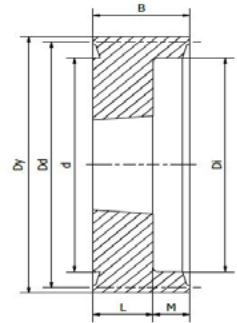
Type 9

SPB												
Dd [mm]	Item no Jens S.	No. Of grooves	Taper bush	Bore range [mm]	Execution	Pulley (Type)	Di [mm]	d [mm]	L [mm]	M [mm]	N [mm]	Weight kg
100	1SPB100	1	1610	14-42	6	●	-	-	25	-	-	1
	2SPB100	2	1610	14-42	3	●	62	-	25	-	19	1,5
	3SPB100	3	1610	14-42	3	●	62	-	25	-	38	1,7
112	1SPB112	1	1610	14-42	6	●	-	-	25	-	-	1,1
	2SPB112	2	2012	14-50	3	●	74	-	32	-	12	1,8
	3SPB112	3	2012	14-50	3	●	74	-	32	-	31	1,9
118	1SPB118	1	1610	14-42	6	●	-	-	25	-	-	1,3
	2SPB118	2	2012	14-50	3	●	80	-	32	-	12	1,6
	3SPB118	3	2012	14-50	3	●	80	-	32	-	31	2,4
125	1SPB125	1	1610	14-42	6	●	-	-	25	-	-	1,3
	2SPB125	2	2012	14-50	3	●	87	-	32	-	12	1,9
	3SPB125	3	2012	14-50	4	●	87	-	32	31	-	2,4
	4SPB125	4	2012	14-50	4	●	87	-	32	50	-	3
	5SPB125	5	2012	14-50	4	●	87	-	32	69	-	3,5
132	1SPB132	1	1610	14-42	6	●	-	-	25	-	-	1,6
	2SPB132	2	2012	14-50	3	●	94	-	32	-	120	2,2
	3SPB132	3	2012	14-50	4	●	94	-	32	31	-	2,8
	4SPB132	4	2012	14-50	4	●	94	-	32	50	-	3,4
	5SPB132	5	2012	16-60	3	●	94	-	45	-	56	3,7
140	1SPB140	1	1610	14-42	6	●	-	-	25	-	-	2
	2SPB140	2	2012	14-50	3	●	102	-	32	-	12	2,7
	3SPB140	3	2012	14-50	4	●	102	-	32	31	-	3,3
	4SPB140	4	2517	16-60	4	●	102	-	45	37	-	3,7
	5SPB140	5	2517	16-60	4	●	102	-	45	56	-	4,5
	6SPB140	6	2517	16-60	7	●	102	-	45	37,5	15	4,6
150	1SPB150	1	1610	14-42	6	●	112	-	25	-	-	2,4
	2SPB150	2	2012	14-50	3	●	112	-	32	-	12	3,1
	3SPB150	3	2517	16-60	4	●	112	-	45	18	-	3,9
	4SPB150	4	2517	16-60	4	●	112	-	45	37	-	4,4
	5SPB150	5	2517	16-60	4	●	112	-	45	56	-	5,2
	6SPB150	6	2517	16-60	7	●	112	-	45	60	15	5,6
160	1SPB160	1	1610	14-41	7	○	-	85	25	-	-	1,8
	2SPB160	2	2012	14-50	4	●	119	-	32	12	-	2,9
	3SPB160	3	2517	16-60	4	●	119	95	45	18	-	4,2
	4SPB160	4	2517	16-60	7	●	119	-	45	18,5	18,5	4,9
	5SPB160	5	2517	16-60	4	●	119	-	45	56	-	6
	6SPB160	6	3020	25-75	7	●	119	-	51	15	54	5,4
170	1SPB170	1	1610	14-42	8	○	129	85	25	-	-	1,9
	2SPB170	2	2012	14-50	4	●	129	-	32	12	-	3,3
	3SPB170	3	2517	16-60	4	●	129	95	45	18	-	4
	4SPB170	4	2517	16-60	7	●	129	-	45	18,5	15,8	5,7
	5SPB170	5	3020	25-75	4	●	129	-	51	50	-	6,1
	6SPB170	6	3020	25-75	7	●	129	-	51	54	15	6,5
	7SPB170	7	3020	25-75	7	●	129	-	51	35,5	53,5	7,2
	8SPB170	8	3020	25-75	7	●	129	-	51	35,5	53,5	7,2

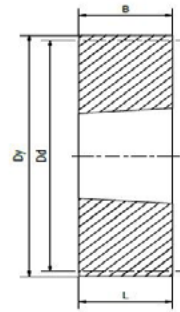
● Solid pulley ○ Plate pulley X Arm pulley ▲ VTP arm pulley



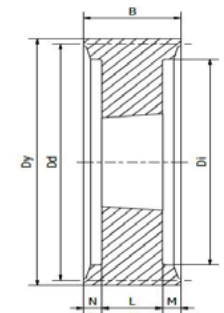
Type 3



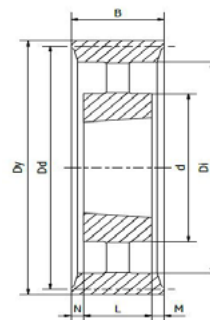
Type 4



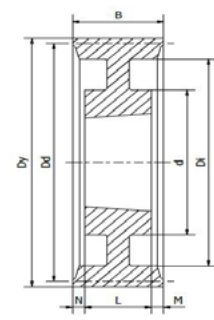
Type 6



Type 7



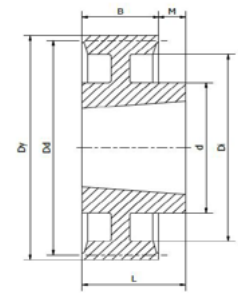
Type 8 X



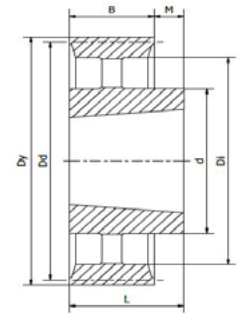
Type 8 O

SPB												
Dd [mm]	Item no Jens S.	No. Of grooves	Taper bush	Bore range [mm]	Execution	Pulley (Type)	Di [mm]	d [mm]	L [mm]	M [mm]	N [mm]	Weight kg
180	1SPB180	1	1610	14-42	8	▲	146	74	25	-	-	2,1
	2SPB180	2	2517	16-60	2	▲	146	102	45	1	-	4,5
	3SPB180	3	2517	16-60	5	▲	146	102	45	18	-	5,5
	4SPB180	4	2517	16-60	8	▲	146	102	45	18,5	18,5	6,9
	5SPB180	5	3020	25-75	4	●	139	-	51	50	-	7,1
	6SPB180	6	3020	25-75	7	●	139	-	51	54	15	7,7
	8SPB180	8	3020	25-75	7	●	139	-	51	53,5	53,5	8,9
190	1SPB190	1	2012	14-50	2	▲	156	84	32	7	-	2,2
	2SPB190	2	2517	16-60	2	▲	156	102	45	1	-	5
	3SPB190	3	2517	16-60	4	▲	156	102	45	18	-	6,3
	4SPB190	4	2517	16-60	8	▲	156	102	45	18,5	18,5	7,6
	5SPB190	5	3020	25-75	4	●	149	-	51	50	-	8,1
	6SPB190	6	3020	25-75	7	●	144	-	51	54	15	9,2
	8SPB190	8	3020	25-75	7	●	149	-	51	53,5	53,5	9,9
200	1SPB200	1	2012	14-50	2	▲	166	84	32	7	-	2,5
	2SPB200	2	2517	16-60	2	▲	166	102	45	1	-	5,4
	3SPB200	3	2517	16-60	5	▲	166	102	45	18	-	6,5
	4SPB200	4	3020	25-75	5	▲	166	125,5	51	31	-	8
	5SPB200	5	3020	25-75	4	●	159	-	51	50	-	9,1
	6SPB200	6	3020	25-75	7	●	159	-	51	54	15	10,3
	8SPB200	8	3525	35-100	7	●	159	-	65	46,5	46,5	11,5
212	1SPB212	1	2012	14-50	2	▲	171	84	32	7	-	2,9
	2SPB212	2	2517	16-60	2	▲	171	102	45	1	-	4,9
	3SPB212	3	2517	16-60	5	▲	178	102	45	18	-	6
	4SPB212	4	3020	25-75	8	▲	178	125,5	51	15,5	15,5	9,8
	5SPB212	5	3020	25-75	8	▲	178	125,5	51	50	-	11
	6SPB212	6	3525	35-100	4	●	171	180	65	55	-	12
	8SPB212	8	3525	35-100	7	●	171	-	65	46,5	46,5	14,3
224	1SPB224	1	2012	14-50	2	▲	184	84	32	7	-	2,9
	2SPB224	2	2517	16-60	2	▲	184	102	45	1	-	5,3
	3SPB224	3	2517	16-60	5	▲	191	102	45	18	-	6,3
	4SPB224	4	3020	25-75	8	▲	191	125,5	51	15,5	15,5	11,3
	5SPB224	5	3020	25-75	5	▲	191	125,5	51	50	-	12,7
	6SPB224	6	3525	35-100	4	●	184	180	65	55	-	14,7
	8SPB224	8	3525	35-100	7	●	184	-	65	46,5	46,5	17
236	10SPB224	10	3535	35-90	7	●	184	-	89	61	46,6	21,5
	1SPB236	1	1610	14-50	2	▲	198	84	32	7	-	2,8
	2SPB236	2	2517	16-60	2	▲	198	102	45	1	-	5,4
	3SPB236	3	2517	16-60	5	▲	202	102	45	18	-	6,4
	4SPB236	4	3020	25-75	8	▲	202	125,5	51	15,5	15,5	8,4
	5SPB236	5	3525	35-100	5	▲	202	150	65	36	-	15,3
	6SPB236	6	3525	35-100	5	▲	202	150	65	55	-	16,3
8SPB236	8	3525	35-100	8	▲	202	150	65	46,5	46,5	18,9	
10SPB236	10	3525	35-100	8	▲	202	150	89	53,5	53,5	24,5	

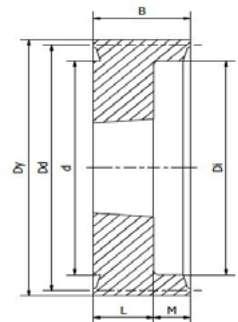
● Solid pulley ○ Plate pulley X Arm pulley ▲ VTP arm pulley



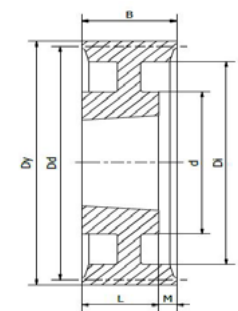
Type 2 O



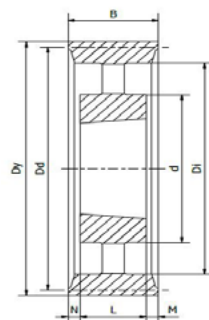
Type 2 X



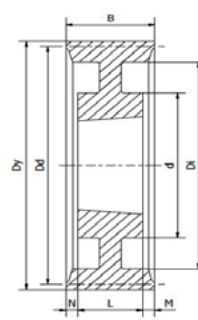
Type 4



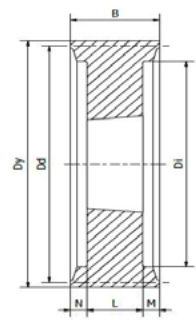
Type 5



Type 8 X



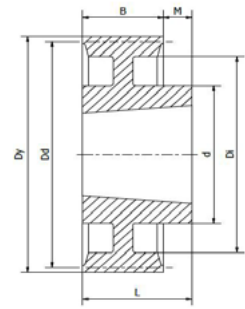
Type 8 O



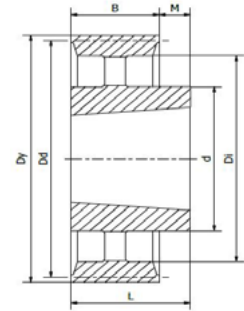
Type 7

SPB												
Dd [mm]	Item no Jens S.	No. Of grooves	Taper bush	Bore range [mm]	Execution	Pulley (Type)	Di [mm]	d [mm]	L [mm]	M [mm]	N [mm]	Weight kg
250	1SPB250	1	2012	14-50	2	▲	216	84	32	7	-	3,2
	2SPB250	2	2517	16-60	2	▲	216	102	45	1	-	5,5
	3SPB250	3	3020	25-75	8	▲	216	125,5	51	6	6	7,7
	4SPB250	4	3020	25-75	8	▲	216	125,5	51	15,5	15,5	9,6
	5SPB250	5	3525	35-100	5	▲	216	150	65	36	-	18
	6SPB250	6	3525	35-100	5	▲	216	150	65	55	-	19,6
	8SPB250	8	3525	35-100	8	▲	215	150	65	46,5	46,5	22,5
	10SPB250	10	3525	35-100	8	▲	214	150	89	61	46	28,9
265	5SPB265	5	3525	35-100	5	▲	230	150	65	36	-	9,5
	6SPB265	6	3525	35-100	5	▲	230	150	65	55	-	10,2
	8SPB265	8	3525	35-100	8	▲	230	150	65	46,5	46,5	13
	10SPB265	10	3525	35-100	8	▲	230	150	65	65,5	65,5	14,5
280	1SPB280	1	2012	14-50	2	▲	249	84	32	7	-	3,5
	2SPB280	2	2517	16-60	2	▲	249	102	45	1	-	6
	3SPB280	3	3020	25-75	8	▲	249	125,5	51	6	6	8,6
	4SPB280	4	3020	35-100	8	▲	249	125,5	51	15,5	15,5	10,1
	5SPB280	5	3525	35-100	5	▲	249	150	65	36	-	15
	6SPB280	6	3525	35-100	5	▲	249	150	56	55	-	16,8
	8SPB280	8	3525	35-100	8	▲	249	150	65	46,5	46,5	24,7
	10SPB280	10	3525	35-100	8	▲	249	150	89	61	46	30,4
300	2SPB300	2	2517	16-60	2	▲	264	102	45	1	-	6,4
	3SPB300	3	3020	25-75	8	▲	264	125,5	51	6	6	8,6
	4SPB300	4	3020	35-100	8	▲	264	125,5	51	15,5	15,5	10,1
	5SPB300	5	3525	35-100	5	▲	264	150	65	36	-	15
	6SPB300	6	3525	35-100	5	▲	264	150	65	55	-	16,8
	8SPB300	8	3525	35-100	8	▲	264	150	65	46,5	46,5	24,7
	10SPB300	10	3525	35-100	8	▲	264	150	65	65,5	65,5	30,4
	315	1SPB315	1	2012	14-50	2	▲	284	84	32	7	-
2SPB315		2	2517	16-60	2	▲	284	102	45	1	-	7,1
3SPB315		3	3020	25-75	8	▲	284	125,5	51	6	6	9,6
4SPB315		4	3525	35-100	8	▲	284	150	65	8,5	8,5	14,3
5SPB315		5	3525	35-100	8	▲	284	150	65	18	18	16
6SPB315		6	3525	35-100	5	▲	284	150	65	55	-	20,2
8SPB315		8	3525	35-100	8	▲	284	150	65	46,5	46,5	24,9
10SPB315		10	3525	35-100	8	▲	284	150	89	53,5	53,5	31,9
335	2SPB335	2	2517	16-60	2	▲	304	102	45	1	-	7,6
	3SPB335	3	3020	25-75	8	▲	304	125,5	51	6	6	10
	4SPB335	4	3525	35-100	8	▲	304	150	65	8,5	8,5	15,6
	5SPB335	5	3525	35-100	8	▲	304	150	65	18	18	16,8
	6SPB335	6	3525	35-100	8	▲	304	150	65	27,5	27,5	19,9
	8SPB335	8	3525	35-100	8	▲	304	150	65	46,5	46,5	27,3
	10SPB335	10	4030	40-115	8	▲	304	176	102	47	47	38,8

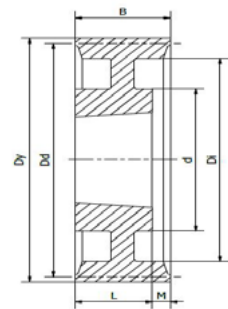
● Solid pulley O Plate pulley X Arm pulley ▲ VTP arm pulley



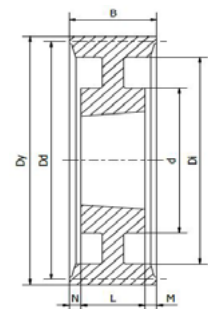
Type 2 O



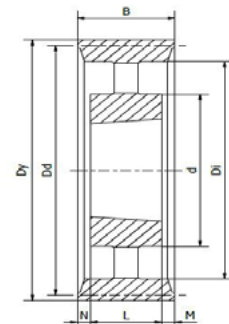
Type 2 X



Type 5

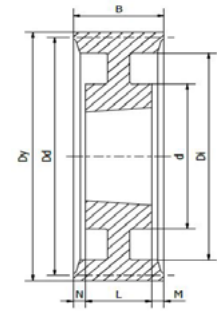


Type 8 X

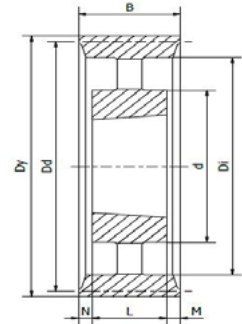


Type 8 O

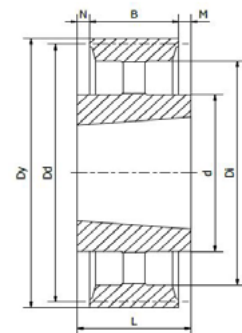
SPB												
Dd [mm]	Item no Jens S.	No. Of grooves	Taper bush	Bore range [mm]	Execution	Pulley (Type)	Di [mm]	d [mm]	L [mm]	M [mm]	N [mm]	Weight kg
355	2SPB355	2	3020	25-75	9	▲	324	125,5	51	3,5	3,5	8,7
	3SPB355	3	3020	25-75	8	▲	324	125,5	51	6	6	10,8
	4SPB355	4	3525	35-100	8	▲	324	150	65	8,5	8,5	15,8
	5SPB355	5	3525	35-100	8	▲	324	150	65	18	18	18
	6SPB355	6	3525	35-100	8	▲	324	150	65	27,5	27,5	20
	8SPB355	8	3525	35-100	8	▲	324	150	65	46,5	46,5	24,5
	10SPB355	10	4030	40-115	8	▲	324	176	102	47	47	37,5
400	2SPB400	2	3020	25-75	9	▲	369	125,5	51	3,5	3,5	10
	3SPB400	3	3525	35-100	9	▲	369	150	65	6	6	15,5
	4SPB400	4	3525	35-100	8	▲	369	150	65	8,5	8,5	17,7
	5SPB400	5	3525	35-100	8	▲	369	150	65	18	18	20,6
	6SPB400	6	3525	35-100	8	▲	362	150	65	27,5	27,5	22,3
	8SPB400	8	3525	35-100	8	▲	362	150	65	46,5	46,5	27,6
	10SPB400	10	4030	40-115	8	▲	369	176	102	47	47	40,6
450	2SPB450	2	3020	25-75	9	▲	416	125,5	51	3,5	3,5	10
	3SPB450	3	3525	35-100	9	▲	416	150	65	1	1	19,1
	4SPB450	4	3525	35-100	8	▲	416	150	65	8,5	8,5	21,7
	5SPB450	5	3525	35-100	8	▲	416	150	65	18	18	24,5
	6SPB450	6	3525	35-100	8	▲	416	150	65	27,5	27,5	27,7
	8SPB450	8	3525	35-100	8	▲	416	150	65	46,5	46,5	32,7
	10SPB450	10	4535	55-125	8	▲	416	198	115	40,5	40,5	53,5
500	2SPB500	2	3020	25-75	9	▲	465	125,5	51	3,5	3,5	13,2
	3SPB500	3	3525	35-100	9	▲	465	150	65	1	1	20,3
	4SPB500	4	3525	35-100	8	▲	465	150	65	8,5	8,5	23,8
	5SPB500	5	3525	35-100	8	▲	465	150	65	18	18	27,1
	6SPB500	6	3525	35-100	8	▲	465	150	65	27,5	27,5	29,7
	8SPB500	8	3525	35-100	8	▲	465	150	65	46,5	46,5	37
	10SPB500	10	4535	55-125	8	▲	465	198	115	40,5	40,5	60,5
560	2SPB560	2	3020	25-75	9	▲	524	125,5	51	3,5	3,5	14,7
	3SPB560	3	3525	35-100	9	▲	524	150	65	1	1	22,1
	4SPB560	4	3525	35-100	8	▲	524	150	65	8,5	8,5	26,7
	5SPB560	5	3525	35-100	8	▲	524	150	65	18	18	32,4
	5SPB560	6	3525	35-100	8	▲	524	150	65	27,5	27,5	37,6
	8SPB560	8	4030	40-115	8	▲	524	198	76	41	41	52,3
	630	1SPB630	1	3020	25-75	9	▲	597	125,5	511	3,5	3,5
2SPB630		2	3525	35-100	9	▲	590	150	65	1	1	26,1
3SPB630		3	3525	35-100	8	▲	590	150	65	8,5	8,5	30,5
5SPB630		5	3525	35-100	8	▲	590	150	65	18	18	34
6SPB630		6	3525	35-100	8	▲	590	150	65	27,5	27,5	40,3
8SPB630		8	4030	40-115	8	▲	590	176	76	41	41	56,2
10SPB630		10	4535	55-125	8	▲	590	198	115	40,5	40,5	71,8
710	2SPB710	2	3030	25-75	9	▲	670	125,5	76	16	16	22,6
	3SPB710	3	3525	35-100	9	▲	670	150	65	1	1	30,2
	4SPB710	4	3525	35-100	8	▲	670	150	65	8,5	8,5	36,2
	5SPB710	5	4030	40-115	8	▲	670	176	76	12,5	12,5	45,5
	6SPB710	6	4535	55-125	8	▲	670	198	89	15,5	15,5	56,3
	8SPB710	8	4535	55-125	8	▲	670	198	89	34,5	34,5	65,1
	10SPB710	10	4535	55-125	8	▲	670	198	115	40,4	40,4	80,5



Type 8 O



Type 8 X

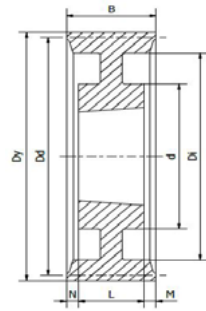


Type 9

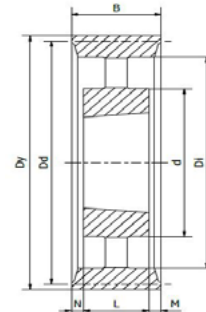
● Solid pulley ○ Plate pulley X Arm pulley ▲ VTP arm pulley

SPB												
Dd [mm]	Item no Jens S.	No. Of grooves	Taper bush	Bore range [mm]	Execution	Pulley (Type)	Di [mm]	d [mm]	L [mm]	M [mm]	N [mm]	Weight kg
800	2SPB800	2	3525	35-100	9	▲	760	150	65	10,5	10,5	26,6
	3SPB800	3	3525	35-100	9	▲	760	150	65	1	1	33,6
	4SPB800	4	4030	40-115	8	▲	760	176	76	3	3	44
	5SPB800	5	4030	40-115	8	▲	760	176	76	12,5	12,5	51,4
	6SPB800	6	4535	55-125	8	▲	760	198	89	15,5	15,5	62,3
	8SPB800	8	4535	55-125	8	▲	760	198	89	34,5	34,5	78,3
	10SPB800	10	4535	55-125	8	▲	760	198	115	403,5	403,5	102
900	3SPB900	3	3525	35-100	9	▲	858	150	65	1	1	39,9
	4SPB900	4	4030	40-115	9	▲	858	176	76	3	3	55,1
	5SPB900	5	4535	55-125	8	▲	858	198	89	6	6	66,3
	6SPB900	6	4535	55-125	8	▲	858	198	89	15,5	15,5	73,9
	8SPB900	8	4535	55-125	8	▲	858	198	89	34,5	34,5	103,9
	10SPB900	10	5040	70-125	8	▲	858	218	127	34,5	34,5	126
1000	3SPB1000	3	4030	40-115	9	▲	958	176	76	6,5	6,5	52
	4SPB1000	4	4030	40-115	8	▲	958	176	76	3	3	62
	5SPB1000	5	4535	55-125	8	▲	958	198	89	6	6	74,8
	6SPB1000	6	4535	55-125	8	▲	958	198	89	15,5	15,5	84,3
	8SPB1000	8	4535	55-125	8	▲	958	198	89	34,5	34,5	119,8
	10SPBA1000	10	5050	70-125	8	▲	958	218	129	34,5	34,5	147
1250	6SPA1250	6	5050	70-125	9	▲	1208	218	127	3,5	3,5	190
	8SPB1250	8	5050	70-125	8	▲	1208	218	127	15,5	15,5	232

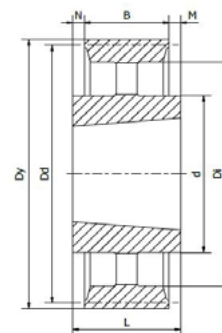
- Solid pulley
- Plate pulley
- X Arm pulley
- ▲ VTP arm pulley



Type 8 O

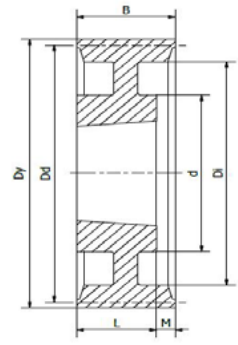


Type 8 X

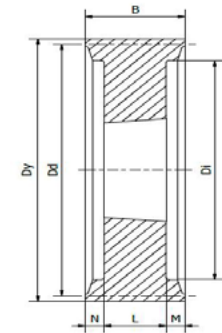


Type 9

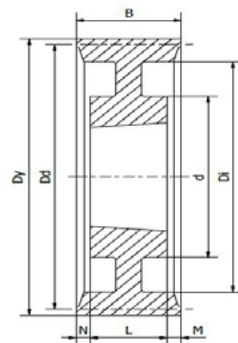
SPC												
Dd [mm]	Item no Jens S.	No. Of grooves	Taper bush	Bore range [mm]	Execution	Pulley (Type)	Di [mm]	d [mm]	L [mm]	M [mm]	N [mm]	Weight kg
200	3SPC200	3	2517	16-60	7	●	150	-	45	20	20	9
	4SPC200	4	3020	25-75	7	●	150	-	51	29,75	29,75	11,2
	5SPC200	5	3525	35-100	7	●	150	-	65	35,5	35,5	11,1
	6SPC200	6	3525	35-100	7	●	150	-	89	36,5	36,5	13,5
	8SPC200	8	3525	35-100	7	●	150	-	65	73,75	73,75	18,3
212	3SPC212	3	3020	25-75	8	▲	167	125,5	51	17	17	10
	4SPC212	4	3020	25-75	7	●	162	-	51	29,75	29,75	12,3
	5SPC212	5	3525	35-100	7	●	162	-	65	35,5	35,5	12,9
	6SPC212	6	3525	35-100	7	●	162	-	65	48,25	48,25	15
	8SPC212	8	3525	35-100	7	●	162	-	65	73,75	73,75	19,2
224	3SPC224	3	3020	25-75	8	▲	179	125,5	51	17	17	10,9
	4SPC224	4	3525	35-100	7	●	174	-	65	22,75	22,75	12,2
	5SPC224	5	3525	35-100	7	●	174	-	65	35,5	35,5	13,9
	6SPC224	6	3525	35-100	7	●	174	-	65	48,25	48,25	16,5
	8SPC224	8	3525	35-100	7	●	174	-	65	73,75	73,75	22,1
236	3SPC236	3	3020	25-75	8	▲	191	125,5	51	17	17	12,4
	4SPC236	4	3525	35-100	7	●	186	-	65	22,75	22,75	14,9
	5SPC236	5	3525	35-100	7	●	186	-	65	35,5	35,5	16,8
	6SPC236	6	3525	35-100	7	●	186	-	65	48,25	48,25	18,6
	8SPC236	8	3525	35-100	7	●	186	-	65	73,75	73,75	22,7
250	3SPC250	3	3020	25-75	8	▲	207	125,5	51	17	17	6,1
	4SPC250	4	3525	35-100	8	▲	207	150	65	22,75	22,75	8,9
	5SPC250	5	3525	35-100	8	▲	207	150	65	35,5	35,5	10,4
	6SPC250	6	3525	35-100	8	▲	207	150	65	48,25	48,25	12
	8SPC250	8	3525	35-100	8	▲	207	150	65	73,75	73,75	15,2
265	3SPC265	3	3525	35-100	5	▲	223	150	65	20	-	18,4
	4SPC265	4	3525	35-100	8	▲	223	150	65	22,75	22,75	21,2
	5SPC265	5	3525	35-100	8	▲	223	150	65	35,5	35,5	24,1
	6SPC265	6	3525	35-100	8	▲	223	150	65	48,25	48,25	26,2
	8SPC265	8	3525	35-100	8	▲	223	150	65	73,75	73,75	30,5
280	3SPC280	3	3525	35-100	5	▲	238	150	65	20	-	21,2
	4SPC280	4	3525	35-100	8	▲	238	150	65	22,75	22,75	19,8
	5SPC280	5	3525	35-100	8	▲	238	150	65	35,5	35,5	28,2
	6SPC280	6	3525	35-100	8	▲	238	150	65	48,25	48,25	32
	8SPC280	8	3525	35-100	8	▲	238	150	65	73,75	73,75	34,7
300	3SPC300	3	3525	35-100	8	▲	258	150	65	10	10	19,2
	4SPC300	4	3525	35-100	8	▲	258	150	65	22,75	22,75	22,6
	5SPC300	5	3525	35-100	8	▲	258	150	65	35,5	35,5	27
	6SPC300	6	3525	35-100	8	▲	258	150	65	48,25	48,25	29,6
	8SPC300	8	3525	35-100	8	▲	258	150	65	73,75	73,75	37,9
315	3SPC315	3	3525	35-100	8	▲	273	150	65	10	10	19,2
	4SPC315	4	3525	35-100	8	▲	273	150	65	22,75	22,75	22,6
	5SPC315	5	3525	35-100	8	▲	273	150	65	35,5	35,5	27
	6SPC315	6	3525	35-100	8	▲	273	150	65	48,25	48,25	29,6
	8SPC315	8	3525	35-100	8	▲	273	150	65	73,75	73,75	37,9
335	3SPC335	3	3525	35-100	8	▲	285	150	65	10	10	19,7
	4SPC335	4	3525	35-100	8	▲	285	150	65	22,75	22,75	23,9
	5SPC335	5	3525	35-100	8	▲	285	150	65	35,5	35,5	27,6
	6SPC335	6	3525	35-100	8	▲	285	150	65	48,25	48,25	32,2
	8SPC335	8	3525	35-100	8	▲	285	150	65	73,75	73,75	40,4
355	3SPC355	3	3525	35-100	8	▲	290	150	65	10	10	20,5
	4SPC355	4	3525	35-100	8	▲	290	150	65	22,75	22,75	25,5
	5SPC355	5	3525	35-100	8	▲	290	150	65	35,5	35,5	29,7
	6SPC355	6	3525	35-100	8	▲	290	150	65	48,25	48,25	34,2
	8SPC355	8	3525	35-100	8	▲	290	150	65	73,75	73,75	49,9
375	3SPC375	3	3525	35-100	8	▲	329	150	65	10	10	21,5
	4SPC375	4	3525	35-100	8	▲	329	150	65	22,75	22,75	27,2
	5SPC375	5	3525	35-100	8	▲	329	150	65	35,5	35,5	31,5
	6SPC375	6	3525	35-100	8	▲	329	150	65	48,25	48,25	40,9
	8SPC375	8	4030	40-115	8	▲	329	176	76	68,25	68,25	48,5



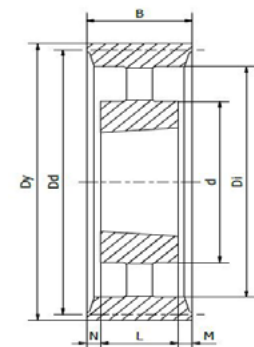
Type 5



Type 7



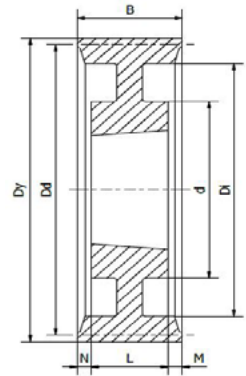
Type 8 O



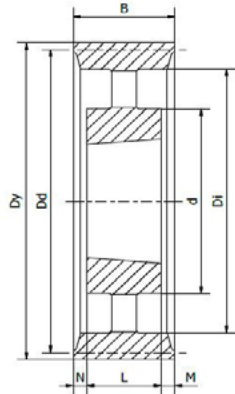
Type 8 X

● Solid pulley O Plate pulley X Arm pulley ▲ VTP arm pulley

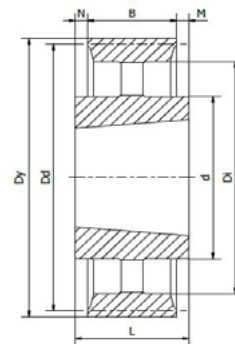
SPC												
Dd [mm]	Item no Jens S.	No. Of grooves	Taper bush	Bore range [mm]	Execution	Pulley (Type)	Di [mm]	d [mm]	L [mm]	M [mm]	N [mm]	Weight kg
400	3SPC400	3	3525	35-100	8	▲	354	150	65	10	10	21,7
	4SPC400	4	3525	35-100	8	▲	354	150	65	22,8	22,8	26,2
	5SPC400	5	3525	35-100	8	▲	354	150	65	35,5	35,5	31,3
	6SPC400	6	3525	35-100	8	▲	354	150	65	48,24	48,25	41,1
	8SPC400	8	4030	40-115	8	▲	354	176	76	68,25	68,25	55,9
425	3SPC425	3	3525	35-100	8	▲	375	150	65	10	10	23,5
	4SPC425	4	3525	35-100	8	▲	375	150	65	22,8	22,8	28,2
	5SPC425	5	3525	35-100	8	▲	378	150	65	35,5	35,5	37,5
	6SPC425	6	4535	55-125	8	▲	375	198	89	36,25	36,25	52,7
	8SPC425	8	4535	55-125	8	▲	375	198	89	61,75	61,75	60,9
450	3SPC450	3	3525	35-100	8	▲	403	150	65	10	10	26
	4SPC450	4	3525	35-100	8	▲	403	150	65	22,8	22,8	31
	5SPC450	5	3525	35-100	8	▲	403	150	65	35,5	35,5	36,3
	6SPC450	6	4535	55-125	8	▲	403	198	89	36,25	36,25	56,4
	8SPC450	8	4535	55-125	8	▲	403	198	89	61,75	61,75	66,8
475	3SPC475	3	3525	35-100	8	▲	426	150	65	10	10	28,3
	4SPC475	4	3525	35-100	8	▲	426	150	65	22,8	22,8	33,8
	5SPC475	5	3525	35-100	8	▲	426	150	65	35,5	35,5	38,3
	6SPC475	6	4535	55-125	8	▲	426	198	89	36,25	36,25	57,3
	8SPC475	8	4535	55-125	8	▲	426	198	89	61,75	61,75	70
500	3SPC500	3	3525	35-100	8	▲	453	150	65	10	10	28,6
	4SPC500	4	3525	35-100	8	▲	453	150	65	22,8	22,8	35,7
	5SPC500	5	3525	35-100	8	▲	453	150	65	35,5	35,5	41,1
	6SPC500	6	4535	55-125	8	▲	453	198	89	36,25	36,25	55,1
	8SPC500	8	4535	55-125	8	▲	453	198	89	61,75	61,75	75,9
530	3SPC530	3	3525	35-100	8	▲	483	150	65	10	10	32,4
	4SPC530	4	3525	35-100	8	▲	483	150	65	22,8	22,8	37,9
	5SPC530	5	4535	55-125	8	▲	483	198	89	23,5	23,5	54,6
	6SPC530	6	4535	55-125	8	▲	480	198	89	36,25	36,25	60,1
	8SPC530	8	4535	55-125	8	▲	480	198	89	61,8	61,8	71,1
560	3SPC560	3	3525	35-100	8	▲	509	150	65	10	10	33,4
	4SPC560	4	3525	35-100	8	▲	510	150	65	22,8	22,8	41,5
	5SPC560	5	4535	55-125	8	▲	509	198	89	23,5	23,5	57,3
	6SPC560	6	4535	55-125	8	▲	509	198	89	36,25	36,25	63,8
	8SPC560	8	4535	55-125	8	▲	509	198	89	61,75	61,75	80,9
630	3SPC630	3	4030	40-115	8	▲	580	176	76	4,5	45,5	42,8
	4SPC630	4	4030	40-115	8	▲	580	176	76	17,3	17,3	50,2
	5SPC630	5	4535	55-125	8	▲	580	198	89	23,5	23,5	64,7
	6SPC630	6	4535	55-125	8	▲	579	198	89	36,3	36,3	73,9
	8SPC630	8	4535	55-125	8	▲	580	198	89	61,8	61,8	92,6
710	3SPC710	3	4030	40-115	8	▲	660	179	76	4,5	4,5	50,5
	4SPC710	4	4030	40-115	8	▲	660	179	76	17,25	17,25	59,8
	5SPC710	5	5040	70-125	8	▲	660	218	102	17	17	82
	6SPC710	6	5040	70-125	8	▲	660	218	102	29,75	29,75	92,5
	8SPC710	8	5040	70-125	8	▲	659	218	102	55,25	55,25	115,5
800	3SPC800	3	4535	55-110	9	▲	750	198	89	2	2	62,3
	4SPC800	4	5050	70-125	8	▲	750	218	102	4,25	4,25	78,7
	5SPC800	5	5040	70-125	8	▲	750	218	102	17	17	93,2
	6SPC800	6	5040	70-125	8	▲	750	218	102	29,75	29,75	107,2
	8SPC800	8	5040	70-125	8	▲	750	218	102	55,3	55,3	136,5
1000	3SPC1000	3	5040	70-125	9	▲	937	218	102	8,5	8,5	125,9
	4SPC1000	4	5040	70-125	8	▲	937	218	102	4,25	4,25	152,9
	5SPC1000	5	5040	70-125	8	▲	937	218	102	17	17	175,9
	6SPC1000	6	5040	70-125	8	▲	937	218	102	29,75	29,75	185,9
	8SPC1000	8	5040	70-125	8	▲	937	218	102	55,3	55,3	209,9
1250	3SPC1250	3	5040	70-125	9	▲	1187	218	102	8,5	8,5	162,9
	4SPC1250	4	5040	70-125	8	▲	1187	218	102	4,25	4,25	201,9
	5SPC1250	5	5040	70-125	8	▲	1187	218	102	17	17	233,9
	6SPC1250	6	5040	70-125	8	▲	1187	218	102	29,75	29,75	255,9
	8SPC1250	8	5040	70-125	8	▲	1187	218	102	55,3	55,3	273,9



Type 8 O



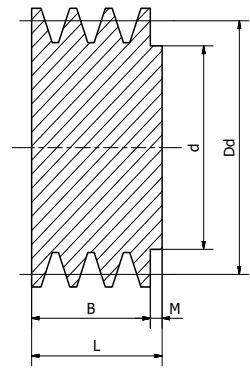
Type 8 X



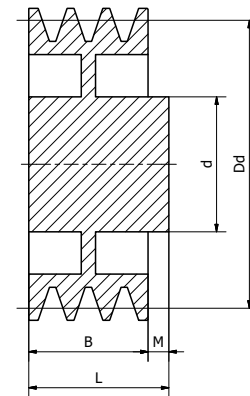
Type 9

● Solid pulley O Plate pulley X Arm pulley ▲ VTP arm pulley

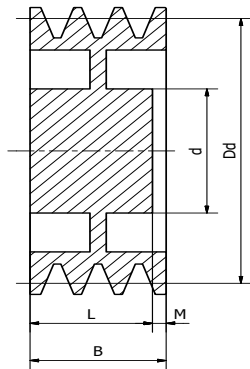
SPZ								
Dd [mm]	Item no Jens S.	No. Of grooves	Execution	d [mm]	L [mm]	B [mm]	M [mm]	Weight kg
50	1Z50	1	1	32	28	16	12	0,3
	2Z50	2	1	35	35	28	7	0,4
	3Z50	3	1	35	44	40	4	0,5
	4Z50	4	1	35	56	52	4	0,5
56	1Z56	1	1	32	28	16	12	0,4
	2Z56	2	1	40	35	28	7	0,6
	3Z56	3	1	42	44	40	4	0,8
	4Z56	4	1	42	56	42	4	-
63	1Z63	1	1	40	28	16	12	0,4
	2Z63	2	1	40	35	28	7	0,6
	3Z63	3	1	42	44	40	4	0,9
	4Z63	4	1	42	56	52	4	-
71	1Z71	1	1	40	28	16	12	0,4
	2Z71	2	1	48	35	28	7	0,9
	3Z71	3	1	50	44	40	4	1,2
	4Z71	4	1	50	56	52	4	-
75	1Z75	1	1	40	28	16	12	0,5
	2Z75	2	1	50	35	28	7	1
	3Z75	3	1	50	44	40	4	1,2
	4Z75	4	1	50	56	52	4	-
80	1Z80	1	4	40	28	16	12	0,5
	2Z80	2	1	50	35	28	7	0,9
	3Z80	3	1	50	44	40	4	1,3
	4Z80	4	1	65	56	52	4	-
	5Z80	5	1	65	68	64	4	-
85	1Z85	1	4	40	28	16	12	0,5
	2Z85	2	1	50	35	28	7	1,1
	3Z85	3	1	50	44	40	4	-
	4Z85	4	1	65	56	52	4	-
	5Z85	5	1	65	68	64	4	1,7
90	1Z90	1	4	40	28	16	12	0,7
	2Z90	2	4	50	35	28	7	1,2
	3Z90	3	4	50	44	40	4	-
	4Z90	4	1	65	56	52	4	-
	5Z90	5	1	68	68	64	4	1,7
95	1Z95	1	4	45	28	16	12	0,7
	2Z95	2	4	50	35	28	7	1,2
	3Z95	3	4	50	40	40	-	-
	4Z90	4	1	65	56	52	4	-
	5Z90	5	1	68	68	64	4	1,9
100	1Z100	1	4	45	28	16	12	0,8
	2Z100	2	4	50	35	28	7	1,3
	3Z100	3	4	60	40	40	-	-
	4Z100	4	1	65	56	52	4	-
	5Z100	5	1	68	68	64	4	1,3
106	1Z106	1	4	45	28	16	15	0,8
	2Z106	2	4	60	35	28	10	1,3
	3Z106	3	4	60	40	40	-	1,3
	4Z106	4	4	68	56	52	15	-
	5Z106	5	4	68	68	64	30	1,3
112	1Z112	1	4	45	28	16	15	1
	2Z112	2	4	60	35	28	10	1,4
	3Z112	3	4	60	40	40	-	1,4
	4Z112	4	4	68	52	52	15	-
	5Z112	5	5	68	60	64	30	-



1

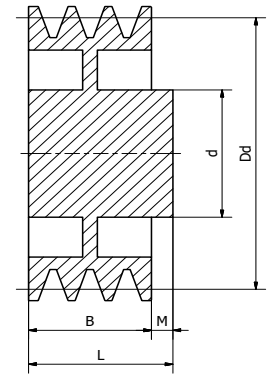


4

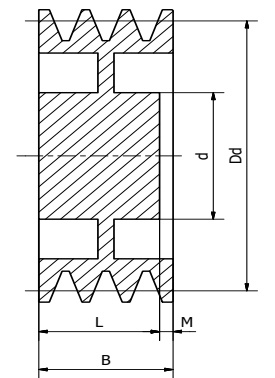


5

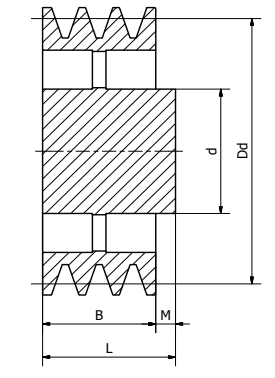
SPZ								
Dd [mm]	Item no Jens S.	No. Of grooves	Execution	d [mm]	L [mm]	B [mm]	M [mm]	Weight kg
118	1Z118	1	4	45	28	16	15	0,8
	2Z118	2	4	50	35	28	10	1,6
	3Z118	3	4	60	40	40	-	1,6
	4Z118	4	4	68	52	52	15	-
	5Z118	5	5	75	60	64	30	-
125	1Z125	1	4	45	35	20	15	1
	2Z125	2	4	50	45	35	10	1,4
	3Z125	3	4	60	50	50	-	-
	4Z125	4	4	68	50	65	15	-
	5Z125	5	5	75	50	80	30	1,4
132	1Z132	1	4	45	35	20	15	1
	2Z132	2	4	50	45	35	10	1,5
	3Z132	3	4	60	50	50	-	-
	4Z132	4	4	68	50	65	15	-
	5Z132	5	5	75	50	80	30	1,5
140	1Z140	1	4	55	35	20	15	1,3
	2Z140	2	4	60	45	35	10	1,8
	3Z140	3	4	60	50	50	-	-
	4Z140	4	4	88	50	65	15	-
	5Z140	5	5	75	50	80	30	1,8
150	1Z150	1	4	55	40	20	20	1,5
	2Z150	2	4	60	45	35	10	1,5
	3Z150	3	4	68	50	50	-	-
	4Z150	4	4	68	50	65	15	-
	5Z150	5	4	80	50	80	30	-
160	1Z160	1	4	55	40	20	16	-
	2Z160	2	4	60	45	35	12	1,9
	3Z160	3	4	68	50	50	5	-
	4Z160	4	4	80	50	65	-	-
	5Z160	5	5	80	50	80	4	1,9
180	1Z180	1	4	55	40	20	16	1,7
	2Z180	2	4	65	50	35	12	2,4
	3Z160	3	4	68	50	50	5	-
	4Z160	4	4	80	60	65	-	-
	5Z160	5	5	80	65	80	4	-
200	2Z200	1	4A	55	32	16	16	-
	2Z160	2	4A	65	40	28	12	2,2
	3Z160	3	4A	68	45	40	5	-
	4Z160	4	4A	80	52	52	-	-
	5Z160	5	5A	80	60	64	4	-
250	1Z250	1	8	55	32	16	16	2,9
	2Z160	2	8	65	40	28	12	-
	3Z160	3	8	68	45	40	5	-
	4Z160	4	8	80	52	52	-	-
	5Z160	5	9	80	60	64	4	2,9
280	1Z280	1	8	68	45	16	29	3,9
	2Z160	2	8	68	45	28	17	-
	3Z160	3	8	80	50	40	10	-
	4Z160	4	8	80	52	52	-	-
	5Z160	5	9	96	60	64	4	-
315	1Z315	1	8	68	45	16	29	4,4
	2Z160	2	8	68	45	28	17	6,8
	3Z160	3	8	80	50	40	10	-
	4Z160	4	8	80	52	52	3	-
	5Z160	5	9	96	60	64	4	-
355	1Z315	1	8	68	45	16	29	4,4
	2Z315	2	8	68	45	28	17	6,8
	3Z160	3	8	80	50	40	10	-
	4Z160	4	8	80	52	52	3	-
	5Z160	5	9	96	60	64	4	-



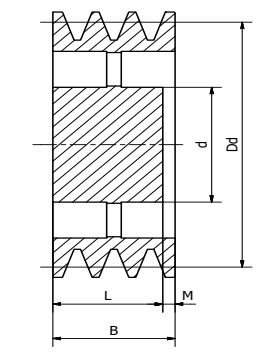
4
4A with lightening bores



5
5A with lightening bores

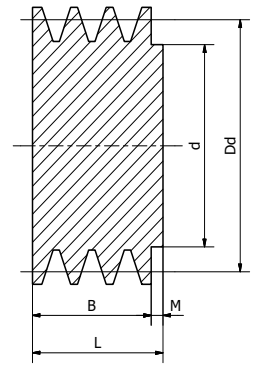


8

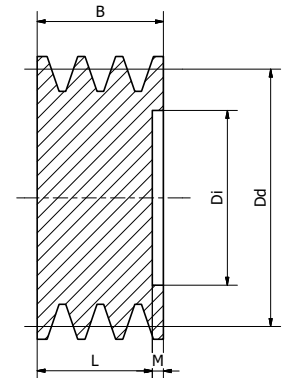


9

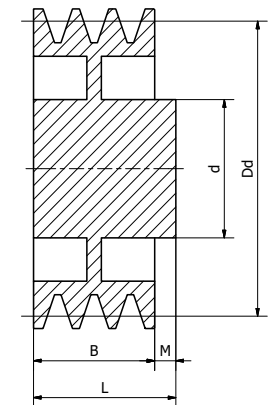
SPA								
Dd [mm]	Item no Jens S.	No. Of grooves	Execution	d [mm]	L [mm]	B [mm]	M [mm]	Weight kg
50	1A50	1	1	32	28	16	12	0,3
	2A50	2	1	35	35	28	7	0,4
	3A50	3	1	35	44	40	4	0,5
56	1A56	1	1	32	2	16	12	0,4
	2A56	2	1	40	35	28	7	0,6
	3A56	3	1	42	44	40	4	0,8
63	1A63	1	1	40	28	16	12	0,4
	2A63	2	1	40	35	28	7	0,6
	3A63	3	1	42	44	40	4	0,9
	4A63	4	1	42	46	52	4	-
71	1A71	1	1	40	28	16	12	0,4
	2A71	2	1	48	35	28	7	0,9
	3A71	3	1	50	44	40	4	1,2
	4A71	4	1	50	56	52	4	-
75	1A75	1	1	40	28	16	12	0,5
	2A75	2	1	50	35	28	7	1
	3A75	3	1	50	44	40	4	1,2
	4A75	4	1	50	56	52	4	-
80	1A80	1	1	40	28	16	12	0,5
	2A80	2	1	50	35	28	7	0,9
	3A80	3	1	50	44	40	4	1,3
	4A80	4	1	65	56	52	4	-
	5A80	5	1	65	68	64	4	-
85	1A85	1	4	40	28	16	12	0,5
	2A85	2	1	50	35	28	7	1,1
	3A85	3	1	50	44	40	4	-
	4A85	4	1	65	56	52	4	-
	5A85	5	1	68	68	64	4	1,7
90	1A90	1	4	40	28	16	12	0,7
	2A90	2	1	50	35	28	7	1,2
	3A90	3	1	50	44	40	4	-
	4A90	4	1	65	56	52	4	-
	5A90	5	1	68	68	64	4	1,7
95	1A95	1	4	45	28	16	12	0,7
	2A95	2	1	50	35	28	7	1,2
	3A95	3	1	50	40	40	-	-
	4A95	4	1	65	56	52	4	-
	5A95	5	1	68	68	64	4	1,9
100	1A100	1	4	45	28	16	12	0,8
	2A100	2	1	50	35	28	7	1,3
	3A100	3	1	60	40	40	-	-
	4A100	4	2	65	56	52	4	-
	5A100	5	2	68	68	64	4	1,3
106	1A106	1	4	45	35	20	15	0,8
	2A106	2	4	60	45	35	10	1,3
	3A106	3	4	60	5	50	-	1,3
	4A106	4	2	68	50	65	15	-
	5A106	5	2	68	50	80	30	1,3
112	1A112	1	4	45	35	20	15	1
	2A112	2	4	60	45	35	10	1,4
	1A112	3	4	60	50	50	-	1,4
	2A112	4	2	68	50	65	15	-
	1A112	5	2	68	50	80	30	-
118	1A118	1	1	60	35	20	15	0,8
	2A118	2	4	60	45	35	10	1,6
	3A118	3	1	70	50	50	-	1,6
	4A118	4	2	70	50	65	15	-
	5A118	5	2	80	50	80	30	-



1

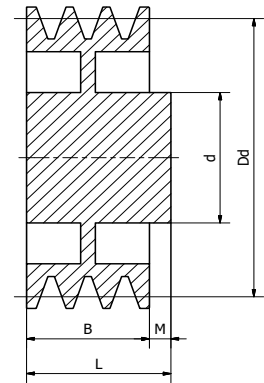


2

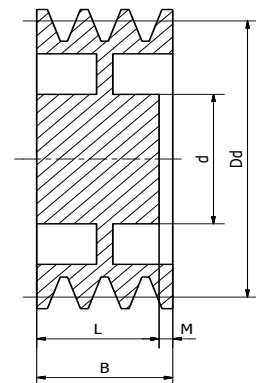


4

SPA								
Dd [mm]	Item no Jens S.	No. Of grooves	Execution	d [mm]	L [mm]	B [mm]	M [mm]	Weight kg
125	1A125	1	4	55	35	20	15	1
	2A125	2	4	60	45	35	10	1,4
	3A125	3	4	68	50	50	-	-
	4A125	4	5	68	50	65	15	-
	5A125	5	5	80	50	80	30	1,4
132	1A132	1	4	55	35	20	15	1
	2A132	2	4	60	45	35	10	1,5
	3A132	3	4	68	50	50	-	-
	4A132	4	5	68	50	65	15	-
	5A132	5	5	80	50	80	30	1,5
140	1A140	1	4	60	35	20	15	1,3
	2A140	2	4	60	45	35	10	1,8
	3A140	3	4	68	50	50	-	-
	4A140	4	5	68	50	65	15	-
	5A140	5	5	80	50	80	30	1,8
150	1A150	1	4	60	40	20	20	1,5
	2A150	2	4	60	45	35	10	1,5
	3A150	3	4	68	50	50	-	-
	4A150	4	5	68	50	65	15	-
	5A150	5	5	80	50	80	30	-
160	1A160	1	4	60	40	20	20	-
	2A160	2	4	60	45	35	10	1,9
	3A160	3	4	68	50	50	-	-
	4A160	4	5	80	50	65	15	-
	5A160	5	5	80	50	80	30	1,9
170	1A170	1	4	60	40	20	20	1,7
	2A170	2	4	60	45	35	10	2,4
	3A170	3	4	68	50	50	-	-
	4A170	4	5	80	50	65	15	-
	5A170	5	5	80	50	80	30	-
180	1A180	1	4	65	40	20	20	1,7
	2A180	2	4	68	50	35	15	2,4
	3A180	3	4	68	50	50	-	-
	4A180	4	5	80	60	65	5	-
	5A180	5	5	80	65	80	15	-
190	1A190	1	4	65	40	20	20	2,2
	2A190	2	4	68	50	35	15	-
	3A190	3	4	68	50	50	-	-
	4A190	4	5	80	60	65	5	-
	5A190	5	5	80	65	80	15	-
200	1A200	1	4	65	40	20	20	2,2
	2A200	2	4	68	50	35	15	-
	3A200	3	4	68	50	50	-	-
	4A200	4	5	80	60	65	5	-
	5A200	5	5	80	65	80	15	-
224	1A224	1	4	65	40	20	20	2,9
	2A224	2	4	68	50	35	15	-
	3A224	3	4	75	50	50	-	-
	4A224	4	5	88	60	65	5	-
	5A224	5	5	88	65	80	15	2,9
236	1A236	1	4	68	40	20	20	3,9
	2A236	2	4	68	50	35	15	-
	3A236	3	4	75	50	50	-	-
	4A236	4	5	88	60	65	5	-
	5A236	5	5	88	65	80	15	-

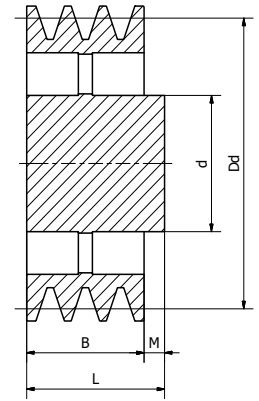


4



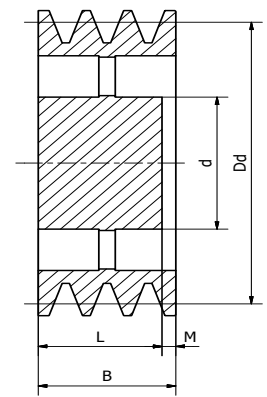
5

SPA								
Dd [mm]	Item no Jens S.	No. Of grooves	Execution	d [mm]	L [mm]	B [mm]	M [mm]	Weight kg
250	1A250	1	8	75	50	20	30	4,4
	2A250	2	8	75	50	35	15	6,8
	3A250	3	8	75	50	50	-	-
	4A250	4	9	88	60	65	5	-
	5A250	5	9	96	65	80	15	-
280	1A280	1	8	75	50	20	30	4,4
	2A280	2	8	75	50	35	15	6,8
	3A280	3	8	75	50	50	-	-
	4A280	4	9	88	60	65	5	-
	5A280	5	9	96	65	80	15	-
300	1A300	1	8	75	50	20	30	4,4
	2A300	2	8	75	50	35	15	6,8
	3A300	3	8	88	60	50	10	-
	4A300	4	9	88	60	65	5	-
	5A300	5	9	96	70	80	15	-
315	2A315	2	8	75	50	35	15	6,8
	3A315	3	8	88	60	50	10	-
	4A315	4	9	88	60	65	5	-
	5A315	5	9	96	70	80	15	-
355	2A355	2	8	88	60	35	25	6,8
	3A355	3	8	88	60	50	10	-
	4A355	4	9	88	60	65	5	-
	5A355	5	9	96	70	80	10	-
400	1A400	1	8A	78	50	20	30	-
	2A400	2	8A	88	60	35	25	6,8
	3A400	3	8A	96	65	50	15	-
	4A400	4	8A	96	65	65	-	-
	5A400	5	9A	96	70	80	10	-
450	2A450	2	8A	88	60	35	25	6,8
	3A450	3	8A	96	65	50	15	-
	4A450	4	8A	104	70	65	5	-
	5A450	5	9A	104	70	80	10	-
500	2A500	2	8A	88	60	35	25	6,8
	3A500	3	8A	96	65	50	15	-
	4A500	4	8A	104	70	65	5	-
	5A500	5	9A	104	70	80	10	-
560	2A560	2	8A	88	60	35	25	6,8
	3A560	3	8A	96	65	50	15	-
	4A560	4	8A	104	70	65	5	-
	5A560	5	9A	104	70	80	10	-
630	3A630	3	8A	104	65	50	15	-
	4A630	4	8A	112	70	65	5	-
	5A630	5	9A	120	75	80	5	-
800	3A800	3	8A	128	100	50	50	-
	4A800	4	8A	128	100	65	35	-
	5A800	5	8A	145	110	80	30	-



8

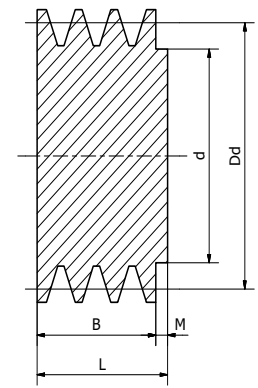
8A lightening bores



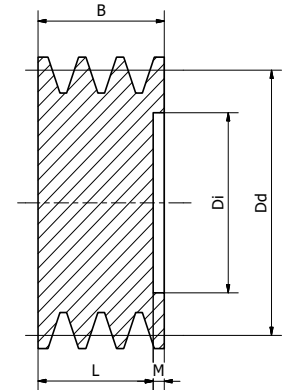
9

9A lightening bores

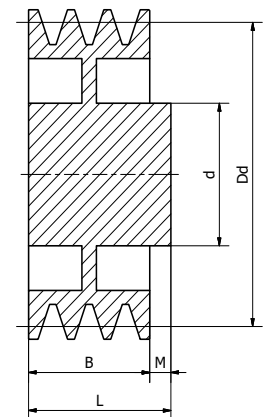
SPB								
Dd [mm]	Item no Jens S.	No. Of grooves	Execution	d [mm]	L [mm]	B [mm]	M [mm]	Weight kg
60	1B60	1	1	40	35	25	10	0,7
	2B60	2	1	40	48	44	4	1
71	1B71	1	1	45	35	25	10	0,9
	2B71	2	1	45	48	44	4	1,3
	3B71	3	1	45	67	63	4	1,5
75	1B75	1	1	45	35	25	10	0,9
	2B75	2	1	45	48	44	4	1,4
	3B75	3	1	45	67	63	4	1,9
80	1B80	1	1	50	35	25	10	1,1
	2B80	2	1	50	48	44	4	1,7
	3B80	3	1	50	67	63	4	2,2
	4B80	4	1	52	86	82	4	2,9
	5B80	5	1	58	105	101	4	3,2
85	1B85	1	1	50	35	25	10	1,1
	2B85	2	1	50	55	44	4	1,8
	3B85	3	1	52	67	63	4	2,5
	4B85	4	1	58	85	82	4	2,5
	5B85	5	1	58	105	101	4	2,5
90	1B90	1	1	50	35	25	10	1,1
	2B90	2	1	50	48	44	4	1,9
	3B90	3	1	58	67	63	4	2,8
	4B90	4	2	65	50	82	32	2,7
	5B90	5	2	65	50	101	51	3,2
95	1B95	1	1	52	35	25	10	1,4
	2B95	2	1	55	48	44	4	2,1
	3B95	3	1	58	67	63	4	3
	4B95	4	2	65	50	82	32	3,5
	5B95	5	2	65	50	101	51	4,2
100	1B100	1	1	52	35	25	10	1,4
	2B100	2	1	55	55	44	4	2,3
	3B100	3	1	58	67	63	4	2,8
	4B100	4	2	65	50	82	32	3,2
	5B100	5	2	65	50	101	51	3,7
106	1B106	1	4	50	35	25	10	1,4
	2B106	2	4	55	48	44	4	2,7
	3B106	3	2	65	50	63	13	3
	4B106	4	2	65	50	82	32	3,2
	5B106	5	2	67	50	101	51	3,6
112	1B112	1	4	55	35	25	10	1,5
	2B112	2	4	60	48	44	4	2,9
	3B112	3	2	65	50	63	13	3,3
	4B112	4	2	75	50	82	32	4
	5B112	5	2	75	50	101	51	4,5
118	1B118	1	4	55	35	25	10	1,6
	2B118	2	4	60	55	44	4	3
	3B118	3	2	75	50	63	13	3,9
	4B118	4	2	75	50	82	32	4,3
	5B118	5	2	75	50	101	51	4,3
125	1B125	1	4	55	35	25	10	2
	2B125	2	4	60	48	44	4	3,4
	3B125	3	2	75	50	63	13	4,3
	4B125	4	5	75	50	82	32	4,9
	5B125	5	5	75	50	101	51	5,4
	6B125	6	2	80	60	120	60	6,4
132	1B132	1	4	60	35	25	10	1,9
	2B132	2	4	60	50	44	6	3,6
	3B132	3	5	75	50	63	13	4,7
	4B132	4	5	80	50	82	32	5,2
	5B132	5	5	80	60	101	41	6,5
	6B132	6	5	80	60	120	60	6,5



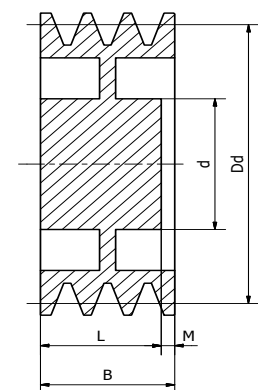
1



2

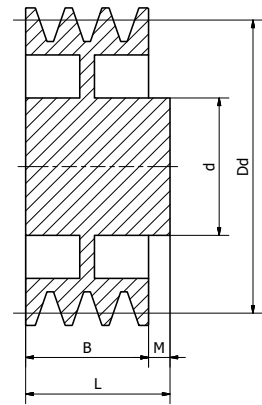


4

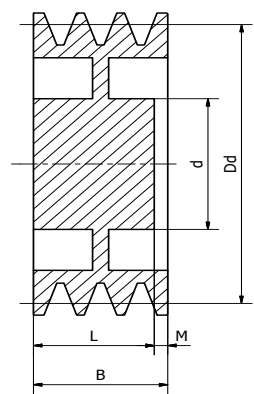


5

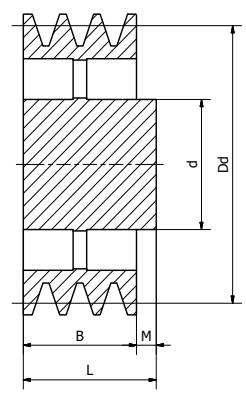
SPB								
Dd [mm]	Item no Jens S.	No. Of grooves	Execution	d [mm]	L [mm]	B [mm]	M [mm]	Weight kg
140	1B140	1	4	60	35	25	10	2,1
	2B140	2	4	65	55	44	6	4,1
	3B140	3	5	75	50	63	13	5,1
	4B140	4	5	80	50	82	32	5,9
	5B140	5	5	80	60	101	41	7,2
	6B140	6	5	80	60	120	60	7,8
150	1B150	1	4	60	40	25	15	2,2
	2B150	2	4	65	50	44	6	3,2
	3B150	3	5	75	50	63	13	6
	4B150	4	5	80	50	82	32	6,6
	5B150	5	5	80	60	101	41	7,9
	6B150	6	5	88	60	120	60	8,7
160	1B160	1	4	65	40	25	15	2,5
	2B160	2	4	68	50	44	6	3,5
	3B160	3	5	80	50	63	13	5,1
	4B160	4	5	88	60	82	22	8,4
	5B160	5	5	88	60	101	41	9
	6B160	6	5	88	65	120	55	9,9
170	1B170	1	4	65	40	25	15	2,6
	2B170	2	4	68	50	44	6	3,7
	3B170	3	5	80	50	63	13	5,1
	4B170	4	5	88	60	82	22	9,4
	5B170	5	5	88	60	101	41	10,2
	6B170	6	5	104	65	120	55	11,6
180	1B180	1	4	65	40	25	15	2,7
	2B180	2	4	68	50	44	6	3,7
	3B180	3	5	80	50	63	13	5,2
	4B180	4	5	88	60	82	22	7,4
	5B180	5	5	88	70	101	31	12,6
	6B180	6	5	104	70	120	50	13,7
190	1B190	1	4	65	40	25	15	2,8
	2B190	2	4	68	50	44	6	3,9
	3B190	3	5	80	50	63	13	5,5
	4B190	4	5	88	60	82	22	7,1
	5B190	5	5	88	70	101	31	10,2
	6B190	6	5	104	70	120	50	10,2
200	1B200	1	4	68	40	25	15	3,1
	2B200	2	4	68	50	44	6	4,5
	3B200	3	5	80	50	63	13	5,7
	4B200	4	5	88	60	82	22	8,5
	5B200	5	5	88	70	101	31	10,2
	6B200	6	5	104	80	120	40	11,9
212	1B212	1	4	68	45	25	20	3,4
	2B212	2	4	68	50	44	6	4,4
	3B212	3	5	80	50	63	13	6
	4B212	4	5	88	60	82	22	6,5
	5B212	5	5	88	70	101	31	7,2
	6B212	6	5	104	80	120	40	7,9
224	1B224	1	4	68	45	25	20	3,8
	2B224	2	4	75	50	44	6	4,7
	3B224	3	5	80	50	63	13	6,1
	4B224	4	5	88	60	82	22	9,8
	5B224	5	5	96	70	101	31	14,1
	6B224	6	5	104	80	120	40	14,1
250	1B250	1	8	70	45	25	20	3,8
	2B250	2	8	75	50	44	6	5,4
	3B250	3	9	88	60	63	3	7,8
	4B250	4	9	96	65	82	17	11,5
	5B250	5	4A	104	75	101	26	12,3
	6B250	6	4A	104	80	120	40	13,6



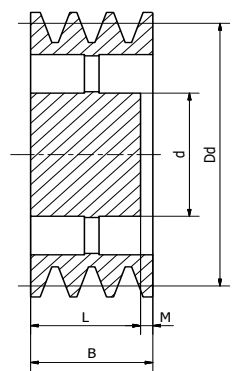
4
4A with lightening bores



5

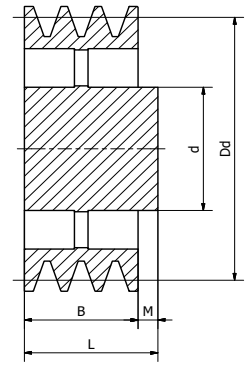


8



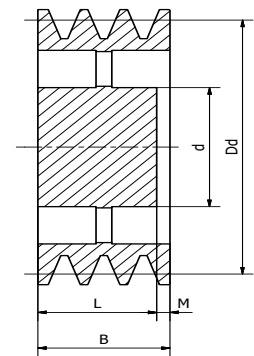
9

SPB								
Dd [mm]	Item no Jens S.	No. Of grooves	Execution	d [mm]	L [mm]	B [mm]	M [mm]	Weight kg
280	1B280	1	8	75	45	25	20	4,4
	2B280	2	8	75	50	44	6	6,2
	3B280	3	9	88	60	63	3	8,8
	4B280	4	9	96	65	82	17	11,5
	5B280	5	9	104	75	101	26	14,2
	6B280	6	9	104	80	120	40	15,6
300	1B300	1	8	75	50	25	25	5,4
	2B300	2	8	80	50	44	6	6,5
	3B300	3	9	88	60	63	3	6,5
	4B300	4	9	96	65	82	17	9,7
	5B300	5	9	104	75	101	26	12
	6B300	6	9	104	80	120	40	18,2
315	2B315	2	8	88	60	44	16	7,8
	3B315	3	9	88	60	63	3	9,6
	4B315	4	9	96	65	82	17	12
	5B315	5	9	104	75	101	26	15
	6B315	6	9	120	90	120	30	19,8
	355	1B355	1	8A	80	50	25	25
2B355		2	8	88	60	44	16	7,8
3B355		3	8	96	60	63	3	10,7
4B355		4	9	96	65	82	17	13,7
5B355		5	9	104	75	101	26	15
6B355		6	9	120	90	120	30	17,5
400	2B400	2	8A	88	60	44	16	9,3
	3B400	3	8A	96	65	63	2	13,2
	4B400	4	9A	104	75	82	7	18,4
	5B400	5	9A	112	85	101	16	19,1
	6B400	6	9A	120	100	120	20	23,8
	450	2B450	2	8A	88	60	44	16
3B450		3	8A	96	65	63	2	15,8
4B450		4	9A	104	75	82	7	19,5
5B450		5	9A	112	85	101	16	22,3
6B450		6	9A	120	100	120	20	28
500		2B500	2	8A	96	65	44	21
	3B500	3	8A	104	75	63	12	18,1
	4B500	4	8A	112	85	82	3	18,9
	5B500	5	9A	120	90	101	11	18
	6B500	6	9A	128	105	120	15	33
	560	2B560	2	8A	96	65	44	21
3B560		3	8A	104	75	63	12	20,6
4B560		4	8A	112	85	82	3	25
5B560		5	9A	120	90	101	11	29
6B560		6	9A	128	105	120	15	29
630		2B630	2	8A	104	65	44	21
	3B630	3	8A	120	75	63	12	23,3
	4B630	4	8A	128	105	82	23	30,4
	5B630	5	8A	145	115	101	14	38
	6B630	6	9A	145	115	120	5	39,3
	710	2B710	2	8A	96	65	44	21
3B710		3	8A	112	75	63	12	30
4B710		4	8A	120	90	82	8	37,3
5B710		5	8A	128	105	101	4	43,3
6B710		6	9A	145	115	120	5	43,3
800		2B800	2	8A	104	70	44	26
	3B800	3	8A	120	90	63	27	43,3
	4B800	4	8A	128	105	82	23	48,8
	5B800	5	8A	145	115	101	14	54
	6B800	6	9A	145	115	120	5	62,1



8

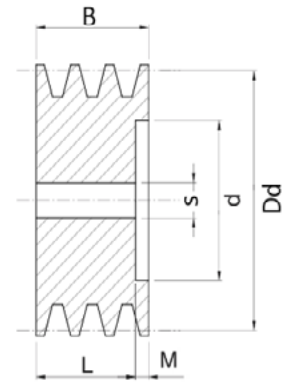
8A lightening bores



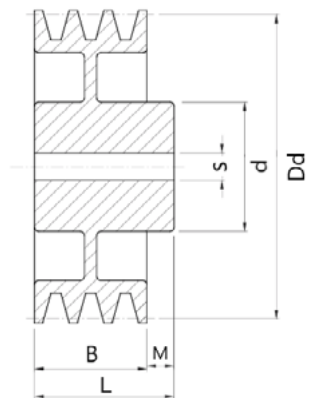
9

9A lightening bores

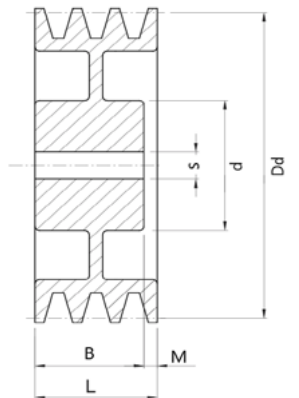
SPC									
Dd [mm]	Item no Jens S.	No. Of grooves	Execution	d [mm]	L [mm]	B [mm]	s [mm]	M [mm]	Weight kg
140	1C140	1	6	62	58	34	16	24	
	2C140	2	7	70	58	59,5	16	2	
	3C140	3	3	83	70	85	16	15	
	4C140	4	3	83	74	110,5	16	37	
	5C140	5	3	83	78	136	16	58	
	6C140	6	3	83	78	161,5	20	84	
150	1C150	1	6	70	59	34	16	25	
	2C150	2	6	70	61	59,5	16	2	
	3C150	3	3	93	70	85	16	15	
	4C150	4	3	93	74	110,5	16	37	
	5C150	5	3	93	78	136	16	58	
	6C150	6	3	93	78	161,5	20	84	
160	1C160	1	6	62	59	34	16	25	
	2C160	2	6	70	61	59,5	16	2	
	3C160	3	3	103	70	85	16	15	
	4C160	4	3	103	74	110,5	20	37	
	5C160	5	3	103	78	136	20	58	
	6C160	6	3	103	78	161,5	20	84	
170	1C170	1	6	70	60	34	16	26	
	2C170	2	6	70	62	59,5	16	3	
	3C170	3	7	78	74	85	20	11	
	4C170	4	3	113	74	110,5	20	37	
	5C170	5	3	113	78	136	20	58	
	6C170	6	3	113	80	161,5	20	82	
180	1C180	1	6	70	60	34	16	26	
	2C180	2	6	70	60	59,5	16	1	
	3C180	3	7	78	72	85	20	13	
	4C180	4	7	82	74	110,5	20	37	
	5C180	5	7	82	80	136	20	56	
	6C180	6	7	87	72	161,5	20	90	
190	1C190	1	6	70	60	34	16	26	
	2C190	2	6	74	60	59,5	16	1	
	3C190	3	7	78	72	85	20	13	
	4C190	4	7	82	74	110,5	20	37	
	5C190	5	7	84	80	136	20	56	
	6C190	6	7	88	85	161,5	20	77	
200	1C200	1	6	71	60	34	16	26	
	2C200	2	6	73	72	59,5	20	13	
	3C200	3	7	83	76	85	20	9	
	4C200	4	7	90	88	110,5	20	23	
	5C200	5	7	92	92	136	20	44	
	6C200	6	7	96	98	161,5	20	64	
224	1C224	1	6	71	63	34	20	29	
	2C224	2	6	76	68	59,5	20	9	
	3C224	3	7	83	76	85	20	9	
	4C224	4	7	93	90	110,5	20	21	
	5C224	5	7	93	92	136	25	44	
	6C224	6	7	98	98	161,5	25	64	
250	1C250	1	6	82	63	34	20	29	
	2C250	2	6	82	71	59,5	20	12	
	3C250	3	7	90	80	85	20	5	
	4C250	4	7	95	90	110,5	20	21	
	5C250	5	7	100	96	136	25	40	
	6C250	6	7	102	102	161,5	25	60	



3

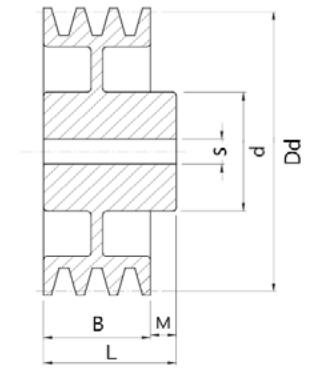


6

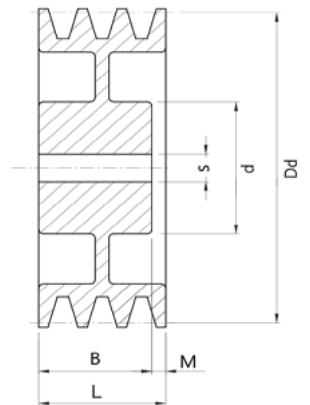


7

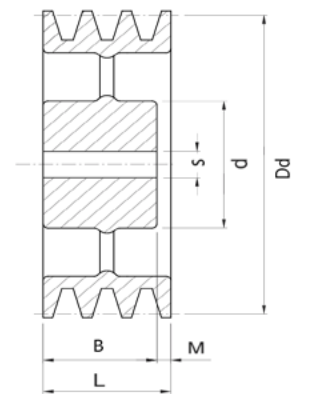
SPC									
Dd [mm]	Item no Jens S.	No. Of grooves	Execution	d [mm]	L [mm]	B [mm]	s [mm]	M [mm]	Weight kg
280	1C280	1	6	82	64	34	20	30	
	2C280	2	6	82	74	59,5	20	15	
	3C280	3	7	90	80	85	20	5	
	4C280	4	7	95	90	110,5	20	21	
	5C280	5	7	100	96	136	25	40	
	6C280	6	11	102	105	161,5	25	60	
300	1C300	1	11	85	65	34	20	31	
	2C300	2	11	90	74	59,5	20	16	
	3C300	3	11	90	80	85	20	5	
	4C300	4	11	105	90	110,5	25	21	
	5C300	5	11	105	95	136	25	41	
	6C300	6	11	105	107	161,5	25	55	
315	1C315	1	11	85	65	34	20	31	
	2C315	2	11	90	75	59,5	20	16	
	3C315	3	11	90	80	85	20	5	
	4C315	4	11	105	90	110,5	25	21	
	5C315	5	11	105	95	136	25	41	
	6C315	6	11	105	107	161,5	25	55	
355	1C355	1	11	100	70	34	25	36	
	2C355	2	11	105	80	59,5	25	21	
	3C355	3	11	105	80	85	25	5	
	4C355	4	11	115	90	110,5	25	21	
	5C355	5	11	115	95	136	25	41	
	6C355	6	11	115	110	161,5	25	52	
400	1C400	1	11	100	70	34	25	36	
	2C400	2	11	105	75	59,5	25	16	
	3C400	3	11	105	80	85	25	5	
	4C400	4	11	120	90	110,5	25	21	
	5C400	5	11	120	95	136	25	41	
	6C400	6	11	120	110	161,5	25	52	
450	1C450	1	11	105	70	34	25	36	
	2C450	2	11	110	75	59,5	25	16	
	3C450	3	11	110	80	85	25	5	
	4C450	4	11	120	95	110,5	32	16	
	5C450	5	11	120	100	136	32	36	
	6C450	6	11	120	110	161,5	32	52	
500	1C500	1	11	110	75	34	25	41	
	2C500	2	11	115	80	59,5	25	21	
	3C500	3	11	115	85	85	25	-	
	4C500	4	11	125	100	110,5	32	11	
	5C500	5	11	125	110	136	32	26	
	6C500	6	11	125	115	161,5	32	47	
560	1C560	1	11	110	75	34	25	41	
	2C560	2	11	115	80	59,5	25	21	
	3C560	3	11	115	85	85	25	-	
	4C560	4	11	125	100	110,5	32	11	
	5C560	5	11	125	110	136	32	26	
	6C560	6	11	125	115	161,5	32	47	
630	1C630	1	11	115	75	34	25	41	
	2C630	2	11	120	80	59,5	25	21	
	3C630	3	11	120	95	85	25	10	
	4C630	4	11	130	100	110,5	32	11	
	5C630	5	11	130	110	136	32	26	
	6C630	6	11	130	115	161,5	32	47	



6



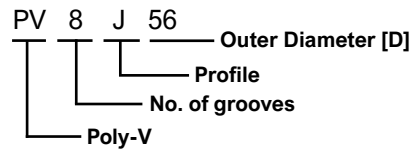
7



11



Item no. example

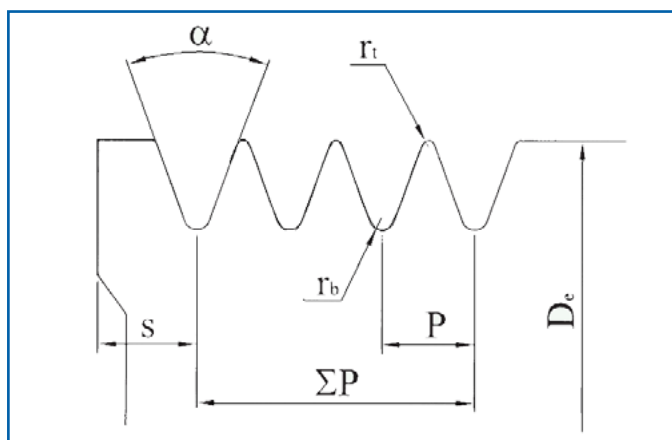


The quality of the multi-grooved pulleys is one of the factors ensuring the multiple V-ribbed belt drive functions optimally. They should therefore be manufactured to DIN 7867/ ISO 9982 to ensure optimal running. Jens S has profiles J and L in stock. Profiles K and M are available on request.

Our solid pulleys are made in steel. Pulleys with taper bush ($D \geq 50$) are made in the material GG25.

For CAD drawings regarding multirib pulleys click [here](#).

Profile		PJ	PK	PL
Rib Pitch. p	mm	2,34	3,56	4,7
Static balanced at 1500 rpm	ISO1940	G6,3	G6,3	G6,3
α°		$40 \pm 0,5$	$40 \pm 0,5$	$40 \pm 0,5$
r_t	min. [mm]	0,20	0,25	0,40
r_b	min. [mm]	0,40	0,50	0,40

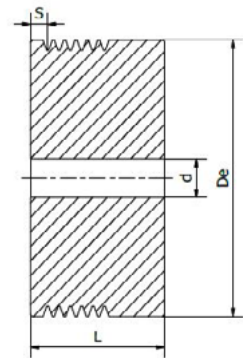


Profile J					
No. of grooves	4	6	8	10	12
$W \pm 0,5$	20,5	28,5	36	42	49
S	4,91	5,35	5,54	4,98	5,42

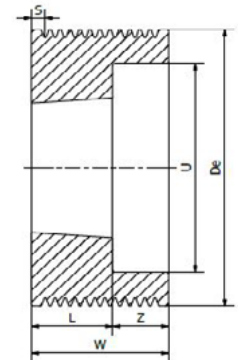
Profile L					
No. of grooves	4	8	12	16	20
$W \pm 0,5$	13,5	23	32,5	42	52
S	3,24	3,31	3,38	3,45	3,77

Profile K						
No. of grooves	4	8	10	12	16	20
$W \pm 0,5$	39	48	57	67	86	105
S	4,91	7,55	7,35	7,65	7,75	7,85

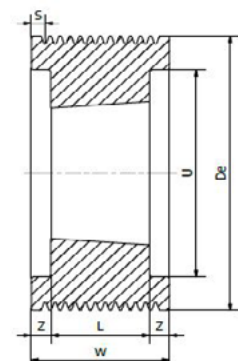
PJ												
D [mm]	Item no Jens S	No. Of grooves	Taper bush	Bore range [mm]	d [mm]	Execution	L [mm]	W [mm]	Z [mm]	M [mm]	U [mm]	Weight kg
20	PV4J20	4	-	-	5	1	22,5	13,5	-	-	-	0,04
	PV8J20	8	-	-	5	1	32	23	-	-	-	0,06
	PV12J20	12	-	-	5	1	41,5	32,5	-	-	-	0,07
	PV16J20	16	-	-	5	1	51	42	-	-	-	0,09
	PV20J20	20	-	-	5	1	61	52	-	-	-	-
25	PV4J25	4	-	-	5	1	22,5	13,5	-	-	-	0,07
	PV8J25	8	-	-	5	1	32	23	-	-	-	0,1
	PV12J25	12	-	-	5	1	41,5	32,5	-	-	-	0,12
	PV16J25	16	-	-	5	1	51	42	-	-	-	0,15
	PV20J25	20	-	-	5	1	61	52	-	-	-	-
30	PV4J30	4	-	-	9,5	1	22,5	13,5	-	-	-	0,1
	PV8J30	8	-	-	9,5	1	32	23	-	-	-	0,13
	PV12J30	12	-	-	9,5	1	41,5	32,5	-	-	-	0,17
	PV16J30	16	-	-	9,5	1	51	42	-	-	-	0,21
	PV20J30	20	-	-	9,5	1	61	52	-	-	-	-
35	PV4J35	4	-	-	9,5	1	22,5	13,5	-	-	-	0,14
	PV8J35	8	-	-	9,5	1	32	23	-	-	-	0,19
	PV12J35	12	-	-	9,5	1	41,5	32,5	-	-	-	0,24
	PV16J35	16	-	-	9,5	1	51	42	-	-	-	0,29
	PV20J35	20	-	-	9,5	1	61	52	-	-	-	-
40	PV4J40	4	-	-	12	1	22,5	13,5	-	-	-	0,18
	PV8J40	8	-	-	12	1	32	23	-	-	-	0,25
	PV12J40	12	-	-	12	1	41,5	32,5	-	-	-	0,31
	PV16J40	16	-	-	12	1	51	42	-	-	-	0,38
	PV20J40	20	-	-	12	1	61	52	-	-	-	-
45	PV4J45	4	-	-	12	1	22,5	13,5	-	-	-	0,23
	PV8J45	8	-	-	12	1	32	23	-	-	-	0,32
	PV12J45	12	-	-	12	1	41,5	32,5	-	-	-	0,41
	PV16J45	16	-	-	12	1	51	42	-	-	-	0,5
	PV20J45	20	-	-	12	1	61	52	-	-	-	-
50	PV4J50	4	-	-	12	1	22,5	13,5	-	-	-	0,29
	PV8J50	8	-	-	12	1	32	23	-	-	-	0,4
	PV12J50	12	-	-	12	1	41,5	32,5	-	-	-	0,52
	PV16J50	16	-	-	12	1	51	42	-	-	-	0,63
	PV20J50	20	-	-	12	1	61	52	-	-	-	-
56	PV4J56	4	1108	10-28	-	7	23	13,5	9,5	50	-	0,17
	PV8J56	8	1108	10-28	-	3	23	23	-	-	-	0,19
	PV12J56	12	-	-	12	1	41,5	32,5	-	-	-	0,66
	PV16J56	16	-	-	12	1	51	42	-	-	-	0,81
	PV20J56	20	-	-	12	1	61	52	-	-	-	-
60	PV4J60	4	1108	10-28	-	7	23	13,5	9,5	50	-	0,21
	PV8J60	8	1108	10-28	-	3	23	23	-	-	-	0,25
	PV12J60	12	1108	10-28	-	2	23	32,5	9,5	-	45	0,32
	PV16J60	16	-	-	12	1	51	42	-	-	-	0,94
	PV20J60	20	-	-	12	1	61	52	-	-	-	-
63	PV4J63	4	1108	10-28	-	7	23	13,5	9,5	50	-	0,24
	PV8J63	8	1108	10-28	-	3	23	23	-	-	-	0,3
	PV12J63	12	1108	10-28	-	2	23	32,5	9,5	-	45	0,39
	PV16J63	16	-	-	12	1	51	42	-	-	-	1,04
	PV20J63	20	-	-	12	1	61	52	-	-	-	-
67	PV4J67	4	1108	10-28	-	7	23	13,5	9,5	50	-	0,27
	PV8J67	8	1108	10-28	-	3	23	23	-	-	-	0,36
	PV12J67	12	1108	10-28	-	2	23	32,5	9,5	-	51	0,45
	PV16J67	16	-	-	12	1	51	42	-	-	-	1,2
	PV20J67	20	-	-	12	1	61	52	-	-	-	-
71	PV4J71	4	1108	10-28	-	7	23	13,5	9,5	60	-	0,37
	PV8J71	8	1108	10-28	-	3	23	23	-	-	-	0,43
	PV12J71	12	1108	10-28	-	2	23	32,5	9,5	-	55	0,52
	PV16J71	16	1215	11-32	-	3	42	42	-	-	55	0,6
	PV20J71	20	1215	11-32	-	2	42	52	10	-	55	-



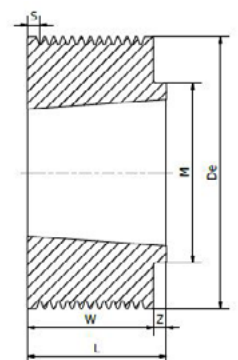
1



2

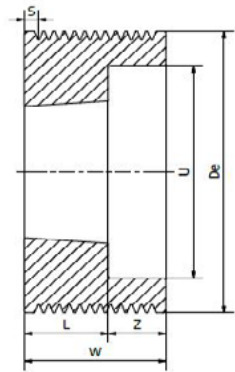


4

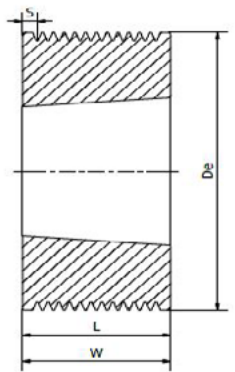


7

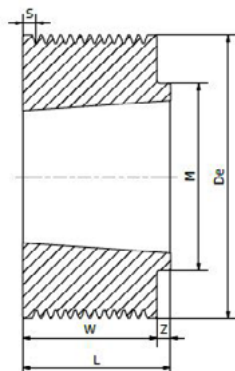
PJ												
D [mm]	Item no Jens S	No. Of grooves	Taper bush	Bore range [mm]	d [mm]	Execution	L [mm]	W [mm]	Z [mm]	M [mm]	U [mm]	Weight kg
75	PV4J75	4	1108	10-28	-	7	23	13,5	9,5	60	-	0,42
	PV8J75	8	1108	10-28	-	3	23	23	-	-	-	0,51
	PV12J75	12	1210	10-32	-	2	26	32,5	9,5	-	59	0,53
	PV16J75	16	1610	10-42	-	2	26	42	16	-	59	0,47
	PV20J75	20	1615	14-42	-	2	42	52	10	-	59	-
80	PV4J80	4	1310	14-35	-	7	26	13,5	12,5	70	-	0,42
	PV8J80	8	1310	14-35	-	7	26	23	3	70	-	0,48
	PV12J80	12	1610	10-42	-	2	26	32,5	6,5	-	64	0,49
	PV16J80	16	1610	10-42	-	2	26	42	16	-	64	0,59
	PV20J80	20	1615	14-42	-	2	42	52	10	-	64	-
85	PV4J85	4	1310	14-35	-	7	26	13,5	12,5	70	-	0,48
	PV8J85	8	1310	14-35	-	7	26	23	3	70	-	0,58
	PV12J85	12	1610	10-42	-	2	26	32,5	6,5	-	69	0,61
	PV16J85	16	1610	10-42	-	2	26	42	16	-	69	0,72
	PV20J85	20	1615	14-42	-	2	42	52	10	-	69	-
90	PV4J90	4	1610	10-42	-	7	26	13,5	12,5	82	-	0,6
	PV8J90	8	1610	10-42	-	7	26	23	3	82	-	0,65
	PV12J90	12	1610	10-42	-	2	26	32,5	6,5	-	74	0,73
	PV16J90	16	1610	10-42	-	2	26	42	16	-	74	0,86
	PV20J90	20	1615	14-42	-	2	42	52	10	-	74	-
95	PV4J95	4	1610	10-42	-	7	26	13,5	12,5	82	-	0,67
	PV8J95	8	1610	10-42	-	7	26	23	3	82	-	0,77
	PV12J95	12	1610	10-42	-	2	26	32,5	6,5	-	79	0,88
	PV16J95	16	1610	10-42	-	2	26	42	16	-	79	1
	PV20J95	20	1615	14-42	-	2	42	52	10	-	79	-
100	PV4J100	4	1610	10-42	-	7	26	13,5	12,5	82	-	0,74
	PV8J100	8	1610	10-42	-	7	26	23	3	82	-	0,89
	PV12J100	12	1610	10-42	-	2	26	32,5	6,5	-	82	1,04
	PV16J100	16	1610	10-42	-	2	26	42	16	-	82	1,19
	PV20J100	20	1615	14-42	-	2	42	52	10	-	82	-
106	PV4J106	4	1610	10-42	-	7	26	13,5	12,5	88	-	0,91
	PV8J106	8	1610	10-42	-	7	26	23	3	88	-	1,07
	PV12J106	12	1610	10-42	-	2	26	32,5	6,5	-	88	1,23
	PV16J106	16	1610	10-42	-	2	26	42	16	-	88	1,39
	PV20J106	20	1615	14-42	-	2	42	52	10	-	88	-
112	PV4J112	4	1610	10-42	-	7	26	13,5	12,5	90	-	1,03
	PV8J112	8	1610	10-42	-	7	26	23	3	90	-	1,24
	PV12J112	12	1610	10-42	-	2	26	32,5	6,5	-	94	1,42
	PV16J112	16	1610	10-42	-	2	26	42	16	-	94	1,59
	PV20J112	20	1615	14-42	-	2	42	52	10	-	94	-
118	PV4J118	4	1610	10-42	-	7	26	13,5	12,5	90	-	1,13
	PV8J118	8	1610	10-42	-	7	26	23	3	90	-	1,42
	PV12J118	12	2012	16-50	-	2	32	32,5	0,5	-	98	1,56
	PV16J118	16	2012	16-50	-	2	32	42	10	-	98	1,76
	PV20J118	20	2012	16-50	-	2	32	52	20	-	98	-
125	PV4J125	4	1610	10-42	-	8	26	13,5	12,5	90	109	1,13
	PV8J125	8	1610	10-42	-	8	26	23	3	90	109	1,32
	PV12J125	12	2012	16-50	-	2	32	32,5	0,5	-	105	1,87
	PV16J125	16	2012	16-50	-	2	32	42	10	-	105	2,08
	PV20J125	20	2517	18-65	-	2	45	52	7	-	105	-
132	PV4J132	4	1610	10-42	-	8	26	13,5	12,5	90	116	1,21
	PV8J132	8	1610	10-42	-	8	26	23	3	90	116	1,42
	PV12J132	12	2012	16-50	-	2	32	32,5	0,5	-	112	1,19
	PV16J132	16	2012	16-50	-	2	32	42	10	-	112	2,42
	PV20J132	20	2517	18-65	-	2	45	52	7,0	-	112	-
140	PV4J140	4	1610	10-42	-	8	26	13,5	12,5	90	124	1,31
	PV8J140	8	1610	10-42	-	8	26	23	3	90	124	1,54
	PV12J140	12	2517	18-65	-	7	45	32,5	12,5	120	-	2,69
	PV16J140	16	2517	18-65	-	7	45	42	3	120	-	2,93
	PV20J140	20	2517	18-65	-	2	45	52	-	-	124	-



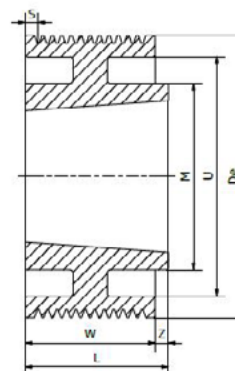
2



3

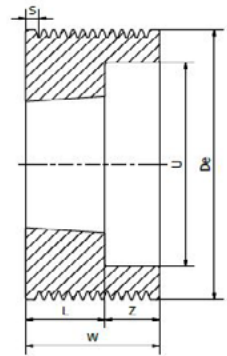


7

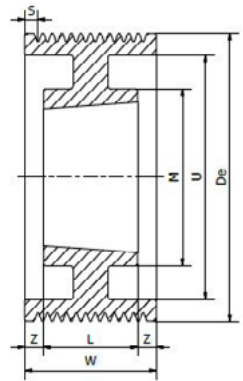


8

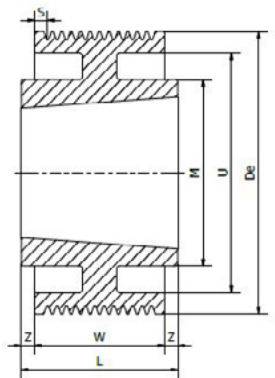
PJ												
D [mm]	Item no Jens S	No. Of grooves	Taper bush	Bore range [mm]	d [mm]	Execution	L [mm]	W [mm]	Z [mm]	M [mm]	U [mm]	Weight kg
160	PV4J160	4	2012	16-50	-	8	32	13,5	18,5	110	144	2
	PV8J160	8	2012	16-50	-	8	32	23	9	110	144	2,27
	PV12J160	12	2517	18-65	-	8	45	32,5	12,5	120	140	3,8
	PV16J160	16	2517	18-65	-	8	45	42	3	120	140	4,39
	PV20J160	20	2517	18-65	-	2	45	52	-	-	140	-
180	PV4J180	4	2012	16-50	-	6	32	13,5	9,25	110	164	2,31
	PV8J180	8	2012	16-50	-	6	32	23	4,5	110	164	2,64
	PV12J180	12	2517	18-65	-	6	45	32,5	6,25	120	160	3,75
	PV16J180	16	2517	18-65	-	6	45	42	1,5	120	160	4,67
	PV20J180	20	2517	18-65	-	5	45	52	-	120	160	-
200	PV4J200	4	2012	16-50	-	6	32	13,5	9,25	110	185	2,63
	PV8J200	8	2012	16-50	-	6	32	23	4,5	110	185	3
	PV12J200	12	2517	18-65	-	6	45	32,5	6,25	120	180	4,36
	PV16J200	16	2517	18-65	-	6	45	42	1,5	120	180	5,7
	PV20J200	20	2517	18-65	-	5	45	52	-	120	180	-
224	PV4J224	4	2012	16-50	-	6	32	13,5	9,25	110	208	3,09
	PV8J224	8	2012	16-50	-	6	32	23	4,5	110	208	3,57
	PV12J224	12	2517	18-65	-	6	45	32,5	6,25	120	204	5,18
	PV16J224	16	2517	18-65	-	6	45	42	1,5	120	204	5,22
	PV20J224	20	2517	18-65	-	5	45	52	-	120	204	-
250	PV4J250	4	2012	16-50	-	9	32	13,5	9,25	110	234	2,65
	PV8J250	8	2012	16-50	-	9	32	23	4,5	110	234	3,1
	PV12J250	12	2517	18-65	-	6	45	32,5	6,25	120	230	5,44
	PV16J250	16	2517	18-65	-	6	45	42	1,5	120	230	6,1
	PV20J250	20	2517	18-65	-	5	45	52	-	120	230	-
280	PV4J280	4	2012	16-50	-	9	32	13,5	9,25	110	264	2,9
	PV8J280	8	2012	16-50	-	9	32	23	4,5	110	264	3,3
	PV12J280	12	2517	18-65	-	9	45	32,5	6,25	120	260	4,75
	PV16J280	16	2517	18-65	-	9	45	42	1,5	120	260	5,35
	PV20J280	20	2517	18-65	-	10	45	52	-	120	260	-
315	PV4J315	4	2012	16-50	-	9	32	13,5	9,25	110	299	3,45
	PV8J315	8	2012	16-50	-	9	32	23	4,5	110	299	4,1
	PV12J315	12	2517	18-65	-	9	45	32,5	6,25	120	295	6,26
	PV16J315	16	2517	18-65	-	9	45	42	1,5	120	295	9,75
	PV20J315	20	2517	18-65	-	10	45	52	-	120	295	-
355	PV4J355	4	2517	18-65	-	9	45	13,5	15,7	120	339	4,7
	PV8J355	8	2517	18-65	-	9	45	23	11	120	339	5,15
	PV12J355	12	2517	18-65	-	9	45	32,5	6,25	120	335	7
	PV16J355	16	3020	28-75	-	9	52	42	5	146	335	10,35
	PV20J355	20	3020	28-75	-	10	52	52	-	146	335	-
400	PV4J400	4	2517	18-65	-	9	45	13,5	15,7	120	380	5,45
	PV8J400	8	2517	18-65	-	9	45	23	11	120	380	6,36
	PV12J400	12	2517	18-65	-	9	45	32,5	6,25	120	380	7,65
	PV16J400	16	3020	28-75	-	9	52	42	5	146	380	9,45
	PV20J400	20	3020	28-75	-	10	52	52	-	146	380	-



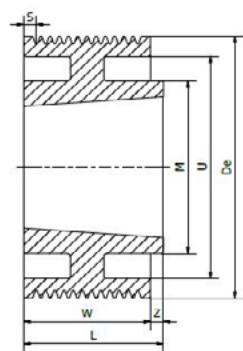
2



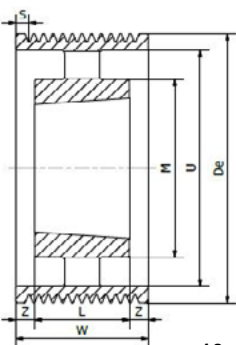
5



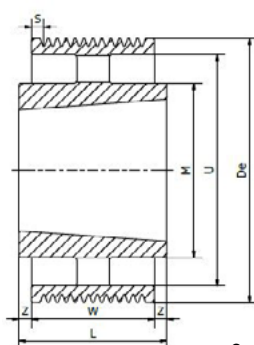
6



8

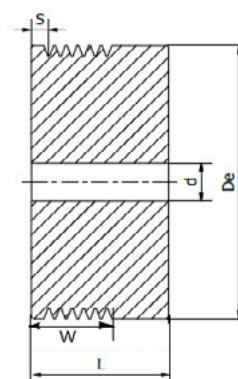


10

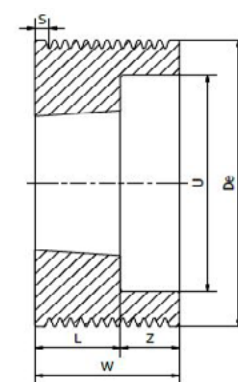


9

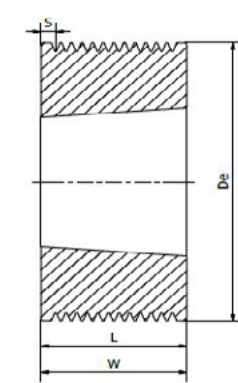
PK												
D [mm]	Item no Jens S.	No. Of grooves	Taper bush	Bore range [mm]	d [mm]	Execution	L [mm]	W [mm]	Z [mm]	M [mm]	U [mm]	Weight kg
50	PV4K50	4	-	-	12	1	32	20,5	-	-	-	-
	PV6K50	6	-	-	12	1	40	28,5	-	-	-	0,5
	PV8K50	8	-	-	12	1	48	36	-	-	-	-
	PV10K50	10	-	-	12	1	54	42	-	-	-	0,7
	PV12K50	12	-	-	12	1	61	49	-	-	-	-
56	PV4K56	4	1108	44497	-	3	20,5	20,5	-	-	-	-
	PV6K56	6	-	-	12	1	40	28,5	-	-	-	0,7
	PV8K56	8	-	-	12	1	48	36	-	-	-	-
	PV10K56	10	-	-	12	1	54	42	-	-	-	0,9
	PV12K56	12	-	-	12	1	61	49	-	-	-	-
60	PV4K60	4	1108	44497	-	3	20,5	20,5	-	-	-	-
	PV6K60	6	1108	44497	-	2	22	28,5	6,5	-	45	0,3
	PV8K60	8	-	-	12	1	48	36	-	-	-	-
	PV10K60	10	-	-	12	1	54	42	-	-	-	1,1
	PV12K60	12	-	-	12	1	61	49	-	-	-	1,18
63	PV4K63	4	1108	44497	-	3	20,5	20,5	-	-	-	-
	PV6K63	6	1108	44497	-	2	22	28,5	6,5	-	45	-
	PV8K63	8	-	-	12	1	48	36	-	-	-	-
	PV10K63	10	-	-	12	1	54	42	-	-	-	-
	PV12K63	12	-	-	12	1	61	49	-	-	-	-
67	PV4K67	4	1108	44497	-	3	20,5	20,5	-	-	-	-
	PV6K67	6	1108	44497	-	2	22	28,5	6,5	-	51	0,5
	PV8K67	8	-	-	12	1	48	36	-	-	-	1,17
	PV10K67	10	-	-	12	1	54	42	-	-	-	1,2
	PV12K67	12	-	-	12	1	61	49	-	-	-	-
71	PV4K71	4	1108	44497	-	3	20,5	20,5	-	-	-	0,51
	PV6K71	6	1108	44497	-	2	23	28,5	5,5	-	55	0,5
	PV8K71	8	1210	10-32	-	2	26	36	10	-	55	0,71
	PV10K71	10	1215	11-32	-	3	42	42	-	-	-	0,6
	PV12K71	12	1215	11-32	-	2	42	49	7	-	55	-
75	PV4K75	4	1108	44497	-	3	20,5	20,5	-	-	-	-
	PV6K75	6	1210	10-32	-	2	26	28,5	2,5	-	59	0,5
	PV8K75	8	1210	10-32	-	2	26	36	10	-	59	-
	PV10K75	10	1215	11-32	-	3	42	42	-	-	-	0,8
	PV12K75	12	1215	11-32	-	2	42	49	7	-	59	1,19
80	PV4K80	4	1210	10-32	-	7	26	20,5	5,5	70	-	0,75
	PV6K80	6	1210	10-32	-	2	26	28,5	2,5	-	64	0,6
	PV8K80	8	1210	10-32	-	2	26	36	10	-	64	-
	PV10K80	10	1215	11-32	-	3	42	42	-	-	-	0,9
	PV12K80	12	1215	11-32	-	2	42	49	7	-	64	1,38
85	PV4K85	4	1210	10-32	-	7	26	20,5	5,5	70	-	-
	PV6K85	6	1210	10-32	-	2	26	28,5	2,5	-	69	0,7
	PV8K85	8	1210	10-32	-	2	26	36	10	-	69	1,06
	PV10K85	10	1215	11-32	-	3	42	42	-	-	-	1,1
	PV12K85	12	1215	11-32	-	2	42	49	7	-	69	1,58
90	PV4K90	4	1210	10-32	-	7	26	20,5	5,5	82	-	1
	PV6K90	6	1210	10-32	-	2	26	28,5	2,5	-	74	0,82
	PV8K90	8	1210	10-32	-	2	26	36	10	-	74	-
	PV10K90	10	1215	11-32	-	3	42	42	-	-	-	1,3
	PV12K90	12	1215	11-32	-	2	42	49	7	90	-	-
95	PV4K95	4	1610	10-42	-	7	26	20,5	5,5	90	-	1,05
	PV6K95	6	1610	10-42	-	2	26	28,5	2,5	-	79	0,81
	PV8K95	8	1610	10-42	-	2	26	36	10	-	79	-
	PV10K95	10	1615	14-42	-	3	42	42	-	-	-	1,3
	PV12K95	12	1615	14-42	-	2	42	49	7	-	79	-
100	PV4K100	4	1610	10-42	-	7	26	20,5	5,5	90	-	1,16
	PV6K100	6	1610	10-42	-	2	26	28,5	2,5	-	82	1
	PV8K100	8	1610	10-42	-	2	26	36	10	-	82	-
	PV10K100	10	1615	14-42	-	3	42	42	-	-	-	1,5
	PV12K100	12	1615	14-42	-	2	42	49	7	-	82	2,1



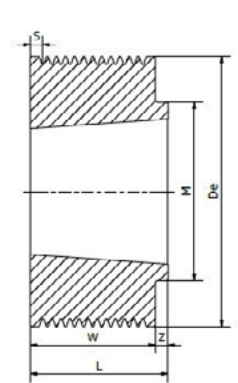
1



2

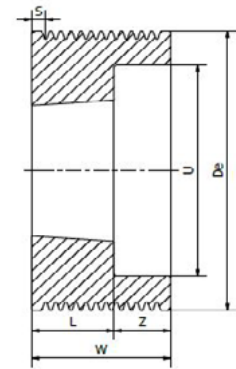


3

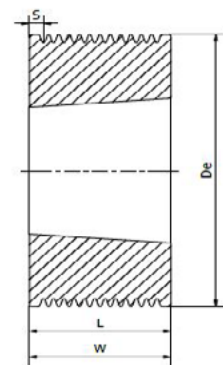


7

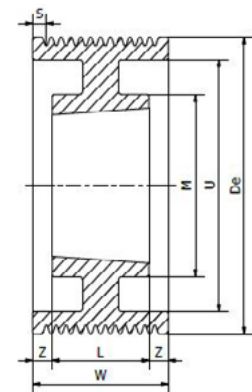
PK												
D [mm]	Item no Jens S.	No. Of grooves	Taper bush	Bore range [mm]	d [mm]	Execution	L [mm]	W [mm]	Z [mm]	M [mm]	U [mm]	Weight kg
106	PV4K106	4	1610	10-42	-	7	26	20,5	5,5	90	-	-
	PV6K106	6	1610	10-42	-	2	26	28,5	2,5	-	88	1,1
	PV8K106	8	1610	10-42	-	2	26	36	10	-	88	-
	PV10K106	10	1615	14-42	-	3	42	42	-	-	-	1,8
	PV12K106	12	1615	14-42	-	2	42	49	7	-	88	2,4
112	PV4K112	4	1610	10-42	-	7	26	20,5	5,5	90	-	1,46
	PV6K112	6	1610	10-42	-	2	26	28,5	2,5	-	94	1,3
	PV8K112	8	1610	10-42	-	2	26	36	10	-	94	-
	PV10K112	10	1615	14-42	-	3	42	42	-	-	-	2,1
	PV12K112	12	1615	14-42	-	2	42	49	7	-	94	2,72
118	PV4K118	4	1610	10-42	-	7	26	20,5	5,5	90	-	-
	PV6K118	6	2012	16-50	-	7	32	28,5	3,5	110	-	1,3
	PV8K118	8	2012	16-50	-	2	32	36	4	-	98	-
	PV10K118	10	2012	16-50	-	2	32	42	10	-	98	1,73
	PV12K118	12	2012	16-50	-	2	32	49	17	-	98	2,44
125	PV4K125	4	1610	10-42	-	8	26	20,5	5,5	90	109	1,57
	PV6K125	6	2012	16-50	-	7	32	28,5	3,5	110	-	1,8
	PV8K125	8	2012	16-50	-	2	32	36	4	-	105	-
	PV10K125	10	2012	16-50	-	2	32	42	10	-	105	2
	PV12K125	12	2517	18-65	-	2	45	49	4	-	105	2,96
132	PV4K132	4	1610	10-42	-	8	26	20,5	5,5	90	116	1,68
	PV6K132	6	2012	16-50	-	7	32	28,5	3,5	110	-	2,1
	PV8K132	8	2012	16-50	-	2	32	36	4	-	112	-
	PV10K132	10	2012	16-50	-	2	32	42	10	-	112	3,42
	PV12K132	12	2517	18-65	-	2	45	49	4	-	112	-
140	PV4K140	4	1610	10-42	-	8	26	20,5	5,5	90	124	1,8
	PV6K140	6	2517	18-65	-	7	45	28,5	16,5	120	-	2,6
	PV8K140	8	2517	18-65	-	7	45	36	9	120	-	3,61
	PV10K140	10	2517	18-65	-	7	45	42	3	120	-	2,9
	PV12K140	12	2517	18-65	-	2	45	49	4	-	124	-
150	PV4K150	4	1610	10-42	-	8	26	20,5	5,5	90	134	1,97
	PV6K150	6	2517	18-65	-	7	45	28,5	16,5	120	-	3
	PV8K150	8	2517	18-65	-	7	45	36	9	120	-	-
	PV10K150	10	2517	18-65	-	7	45	42	3	120	-	3,6
	PV12K150	12	2517	18-65	-	2	45	49	4	-	130	4,74
160	PV4K160	4	2012	16-50	-	8	32	20,5	11,5	110	144	2,7
	PV6K160	6	2517	18-65	-	8	45	28,5	16,5	120	140	3
	PV8K160	8	2517	18-65	-	8	45	36	9	120	140	4,1
	PV10K160	10	2517	18-65	-	8	45	42	3	120	140	4,6
	PV12K160	12	2517	18-65	-	2	45	49	4	-	140	5,54
170	PV4K170	4	2012	16-50	-	8	32	20,5	11,5	110	154	2,89
	PV6K170	6	2517	18-65	-	8	45	28,5	16,5	120	150	3,2
	PV8K170	8	2517	18-65	-	8	45	36	9	120	150	4,36
	PV10K170	10	2517	18-65	-	7	45	42	3	120	150	5,1
	PV12K170	12	2517	18-65	-	2	45	49	4	-	150	6,4
180	PV4K180	4	2012	16-50	-	6	32	20,5	5,75	110	164	-
	PV6K180	6	2517	18-65	-	6	45	28,5	8,25	120	160	3,4
	PV8K180	8	2517	18-65	-	6	45	36	4,5	120	160	-
	PV10K180	10	2517	18-65	-	6	45	42	1,5	120	160	4
	PV12K180	12	2517	18-65	-	5	45	49	2	120	160	-



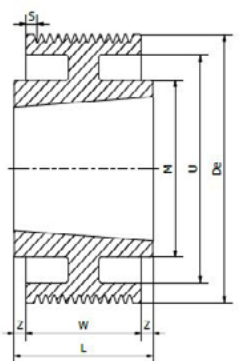
2



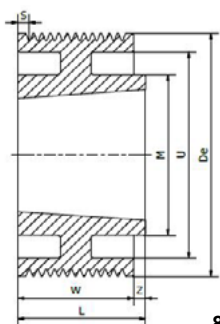
3



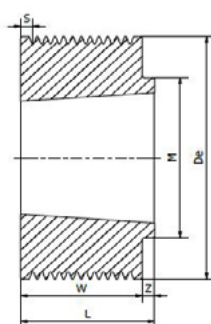
5



6

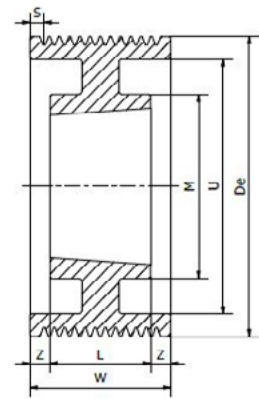


8

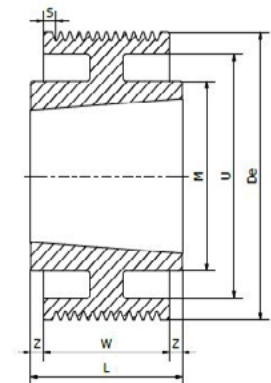


7

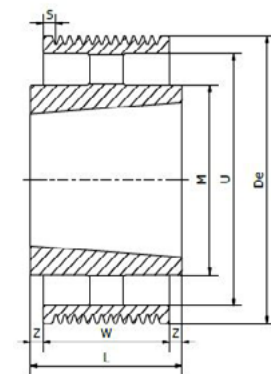
PK												
D [mm]	Item no Jens S.	No. Of grooves	Taper bush	Bore range [mm]	d [mm]	Execution	L [mm]	W [mm]	Z [mm]	M [mm]	U [mm]	Weight kg
190	PV4K190	4	2012	16-50	-	6	32	20,5	5,75	110	174	3,3
	PV6K190	6	2517	18-65	-	6	45	28,5	8,25	120	170	3,7
	PV8K190	8	2517	18-65	-	6	45	36	4,5	120	170	-
	PV10K190	10	2517	18-65	-	6	45	42	1,5	120	170	4,5
	PV12K190	12	2517	18-65	-	5	45	49	2	120	170	-
200	PV4K200	4	2012	16-50	-	6	32	20,5	5,75	110	184	-
	PV6K200	6	2517	18-65	-	6	45	28,5	8,25	120	180	4,85
	PV8K200	8	2517	18-65	-	6	45	36	4,5	120	180	-
	PV10K200	10	2517	18-65	-	6	45	42	1,5	120	180	5,59
	PV12K200	12	2517	18-65	-	5	45	49	2	120	180	-
212	PV4K212	4	2012	16-50	-	6	32	20,5	5,75	110	196	-
	PV6K212	6	2517	18-65	-	6	45	28,5	8,25	120	192	-
	PV8K212	8	2517	18-65	-	6	45	36	4,5	120	192	-
	PV10K212	10	2517	18-65	-	6	45	42	1,5	120	192	-
224	PV4K224	4	2012	16-50	-	6	32	20,5	5,75	110	208	-
	PV6K224	6	2517	18-65	-	6	45	28,5	8,25	120	204	-
	PV8K224	8	2517	18-65	-	6	45	36	4,5	120	204	-
	PV10K224	10	2517	18-65	-	6	45	42	1,5	120	204	-
	PV12K224	12	2517	18-65	-	5	45	49	2	120	204	-
236	PV4K236	4	2012	16-50	-	6	32	20,5	5,75	110	220	-
	PV6K236	6	2517	18-65	-	6	45	28,5	8,25	120	216	-
	PV8K236	8	2517	18-65	-	6	45	36	4,5	120	216	-
	PV10K236	10	2517	18-65	-	6	45	42	1,5	120	216	-
	PV12K236	12	2517	18-65	-	5	45	49	2	120	216	-
250	PV4K250	4	2012	16-50	-	9	32	20,5	5,75	110	234	-
	PV6K250	6	2517	18-65	-	6	45	28,5	8,25	120	230	-
	PV8K250	8	2517	18-65	-	6	45	36	4,5	120	230	-
	PV10K250	10	2517	18-65	-	6	45	42	1,5	120	230	-
	PV12K250	12	2517	18-65	-	5	45	49	2	120	230	-
280	PV4K280	4	2012	16-50	-	9	32	20,5	5,75	110	264	-
	PV6K280	6	2517	18-65	-	9	45	28,5	8,25	120	260	-
	PV8K280	8	2517	18-65	-	9	45	36	4,5	120	260	-
	PV10K280	10	3020	28-75	-	9	52	42	5	146	256	-
	PV12K280	12	3020	28-75	-	9	52	49	1,5	146	256	-
315	PV4K315	4	2012	16-50	-	9	32	20,5	5,75	110	299	-
	PV6K315	6	2517	18-65	-	9	45	28,5	8,25	120	295	-
	PV8K315	8	2517	18-65	-	9	45	36	4,5	120	295	-
	PV10K315	10	3020	28-75	-	9	52	42	5	146	285	-
	PV12K315	12	3020	28-75	-	9	52	49	1,5	146	285	-
355	PV4K355	4	2517	18-65	-	9	45	20,5	12,25	120	339	-
	PV6K355	6	2517	18-65	-	9	45	28,5	8,25	120	339	-
	PV8K355	8	3020	28-75	-	9	52	36	8	146	335	-
	PV10K355	10	3020	28-75	-	9	52	42	5	146	335	-
	PV12K355	12	3020	28-75	-	9	52	49	1,5	146	335	-
400	PV4K400	4	2517	18-65	-	9	45	20,5	12,25	120	380	-
	PV6K400	6	2517	18-65	-	9	45	28,5	8,25	120	380	-
	PV8K400	8	3020	28-75	-	9	52	36	8	146	370	-
	PV10K400	10	3020	28-75	-	9	52	42	5	146	370	-
	PV12K400	12	3020	28-75	-	9	52	49	1,5	146	370	-
450	PV4K450	4	2517	18-65	-	9	45	20,5	12,25	120	420	-
	PV6K450	6	2517	18-65	-	9	45	28,5	8,25	120	420	-
	PV8K450	8	3020	28-75	-	9	52	36	8	146	420	-
	PV10K450	10	3020	28-75	-	9	52	42	5	146	420	-
	PV12K450	12	3020	28-75	-	9	52	49	1,5	146	420	-
500	PV4K500	4	2517	18-65	-	9	45	20,5	12,25	120	470	-
	PV6K500	6	2517	18-65	-	9	45	28,5	8,25	120	470	-
	PV8K500	8	3020	28-75	-	9	52	36	8	146	470	-
	PV10K500	10	3020	28-75	-	9	52	42	5	146	470	-
	PV12K500	12	3020	28-75	-	9	52	49	1,5	146	470	-



5

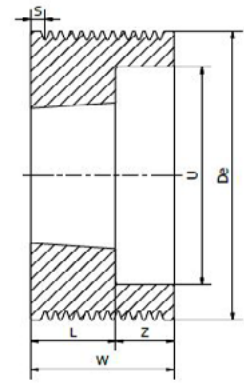


6

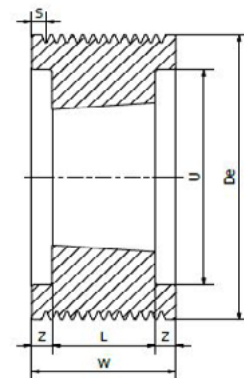


9

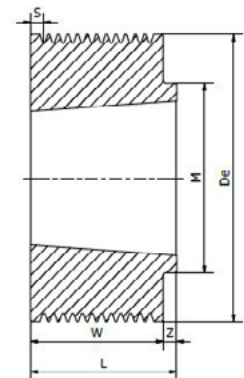
PL												
D [mm]	Item no Jens S.	No. Of grooves	Taper bush	Bore range [mm]	d [mm]	Execution	L [mm]	W [mm]	Z [mm]	M [mm]	U [mm]	Weight kg
75	PV6L75	6	1210	10-32	-	2	26	38,5	12,5	-	56	0,59
	PV8L75	8	1210	10-32	-	2	26	48	22	-	56	0,69
	PV10L75	10	1215	11-32	-	2	42	57	15	-	56	0,49
	PV12L75	12	1215	11-32	-	2	42	67	25	-	56	0,98
80	PV6L80	6	1210	10-32	-	2	26	38,5	12,5	-	56	0,75
	PV8L80	8	1210	10-32	-	2	26	48	22	-	56	0,89
	PV10L80	10	1215	11-32	-	2	42	57	15	-	56	1,11
	PV12L80	12	1215	11-32	-	2	42	67	25	-	56	1,26
85	PV6L85	6	1210	10-32	-	2	26	38,5	12,5	-	61	0,88
	PV8L85	8	1210	10-32	-	2	26	48	22	-	61	1,04
	PV10L85	10	1215	11-32	-	2	42	57	15	-	61	1,32
	PV12L85	12	1215	11-32	-	2	42	67	25	-	61	1,48
90	PV6L90	6	1210	10-32	-	2	26	38,5	12,5	-	66	0,88
	PV8L90	8	1210	10-32	-	2	26	48	22	-	66	1,03
	PV10L90	10	1215	11-32	-	2	42	57	15	-	66	1,29
	PV12L90	12	1215	11-32	-	2	42	67	25	-	66	1,46
95	PV6L95	6	1210	10-32	-	2	26	38,5	12,5	-	71	1,17
	PV8L95	8	1210	10-32	-	2	26	48	22	-	71	1,34
	PV10L95	10	1215	11-32	-	2	42	57	15	-	71	1,77
	PV12L95	12	1215	11-32	-	2	42	67	25	-	71	1,95
100	PV6L100	6	1610	10-42	-	2	26	38,5	12,5	-	76	1,17
	PV8L100	8	1610	10-42	-	2	26	48	22	-	76	1,36
	PV10L100	10	2012	16-50	-	2	32	57	25	-	79	1,25
	PV12L100	12	2012	16-50	-	2	32	67	35	-	79	1,42
106	PV6L106	6	1610	10-42	-	2	26	38,5	12,5	-	82	1,37
	PV8L106	8	1610	10-42	-	2	26	48	22	-	82	1,56
	PV10L106	10	2012	16-50	-	2	32	57	25	-	82	1,57
	PV12L106	12	2012	16-50	-	2	32	67	35	-	82	1,78
112	PV6L112	6	1610	10-42	-	2	26	38,5	12,5	-	88	1,57
	PV8L112	8	1610	10-42	-	2	26	48	22	-	88	1,78
	PV10L112	10	2012	16-50	-	2	32	57	25	-	88	1,83
	PV12L112	12	2012	16-50	-	2	32	67	35	-	88	2,06
118	PV6L118	6	2012	16-50	-	2	32	38,5	6,5	-	94	1,68
	PV8L118	8	2012	16-50	-	2	32	48	16	-	94	1,9
	PV10L118	10	2517	18-65	-	4	45	57	6	-	97	2,36
	PV12L118	12	2517	18-65	-	4	45	67	11	-	97	2,57
125	PV6L125	6	2012	16-50	-	2	32	38,5	6,5	-	101	1,99
	PV8L125	8	2012	16-50	-	2	32	48	16	-	101	2,23
	PV10L125	10	2517	18-65	-	4	45	57	6	-	101	2,25
	PV12L125	12	2517	18-65	-	4	45	67	11	-	101	2,5
132	PV6L132	6	2012	16-50	-	2	32	38,5	6,5	-	108	2,32
	PV8L132	8	2012	16-50	-	2	32	48	16	-	108	2,58
	PV10L132	10	2517	18-65	-	4	45	57	6	-	108	2,72
	PV12L132	12	2517	18-65	-	4	45	67	11	-	108	2,99
140	PV6L140	6	2517	18-65	-	7	45	38,5	6,5	120	-	2,79
	PV8L140	8	2517	18-65	-	2	45	48	3	-	116	3,03
	PV10L140	10	2517	18-65	-	4	45	57	6	-	116	3,28
	PV12L140	12	2517	18-65	-	4	45	67	11	-	116	3,57
140	PV16L140	16	2517	18-65	-	4	45	86	20,5	-	116	4,11
	PV20L140	20	3020	28-75	-	4	52	105	26,5	-	120	3,59



2

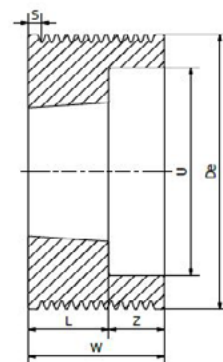


4

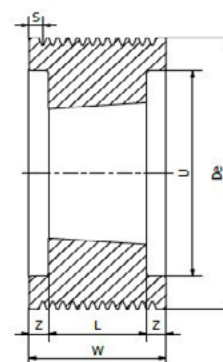


7

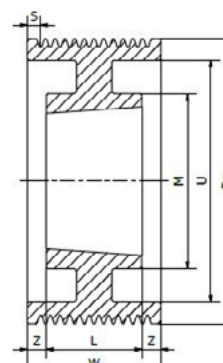
PL												
D [mm]	Item no Jens S.	No. Of grooves	Taper bush	Bore range [mm]	d [mm]	Execution	L [mm]	W [mm]	Z [mm]	M [mm]	U [mm]	Weight kg
150	PV6L150	6	2517	18-65	-	7	45	38,5	6,5	120	-	3,42
	PV8L150	8	2517	18-65	-	2	45	48	3	-	126	3,76
	PV10L150	10	2517	18-65	-	4	45	57	6	-	126	4,04
	PV12L150	12	2517	18-65	-	4	45	67	11	-	126	4,35
	PV16L150	16	2517	18-65	-	4	45	86	20,5	-	126	4,93
	PV20L150	20	3020	28-75	-	4	52	105	26,5	-	126	4,55
160	PV6L160	6	2517	18-65	-	7	45	38,5	6,5	120	-	4,08
	PV8L160	8	2517	18-65	-	2	45	48	3	-	136	4,55
	PV10L160	10	2517	18-65	-	4	45	57	6	-	136	4,84
	PV12L160	12	2517	18-65	-	4	45	67	11	-	136	5,18
	PV16L160	16	3020	28-75	-	4	52	86	17	-	136	4,94
	PV20L160	20	3020	28-75	-	4	52	105	26,5	-	136	5,56
170	PV6L170	6	2517	18-65	-	8	45	38,5	6,5	120	146	4
	PV8L170	8	2517	18-65	-	2	45	48	3	-	146	5,38
	PV10L170	10	2517	18-65	-	4	45	57	6	-	146	5,7
	PV12L170	12	2517	18-65	-	4	45	67	11	-	146	6,05
	PV16L170	16	3020	28-75	-	4	52	86	17	-	146	5,97
	PV20L170	20	3020	28-75	-	4	52	105	26,5	-	146	6,64
180	PV6L180	6	2517	18-65	-	6	45	38,5	3,25	120	156	4,41
	PV8L180	8	2517	18-65	-	5	45	48	1,5	120	156	5,31
	PV10L180	10	2517	18-65	-	5	45	57	6	120	156	4,72
	PV12L180	12	2517	18-65	-	5	45	67	11	120	156	5,16
	PV16L180	16	3020	28-75	-	4	52	86	17	-	156	7,06
	PV20L180	20	3020	28-75	-	4	52	105	26,5	-	156	7,78
190	PV6L190	6	2517	18-65	-	6	45	38,5	3,25	120	166	4,85
	PV8L190	8	2517	18-65	-	5	45	48	1,5	120	166	5,93
	PV10L190	10	2517	18-65	-	5	45	57	6	120	166	5,07
	PV12L190	12	2517	18-65	-	5	45	67	11	120	166	5,54
	PV16L190	16	3020	28-75	-	4	52	86	17	146	166	6,89
	PV20L190	20	3020	28-75	-	4	52	105	26,5	146	166	7,71
200	PV6L200	6	2517	18-65	-	6	45	38,5	3,25	120	176	5,3
	PV8L200	8	2517	18-65	-	5	45	48	1,5	120	176	4,97
	PV10L200	10	3020	28-75	-	4	52	57	2,5	146	176	5,99
	PV12L200	12	3020	28-75	-	4	52	67	7,5	146	176	6,47
	PV16L200	16	3020	28-75	-	4	52	86	17	146	176	7,37
	PV20L200	20	3535	35-90	-	4	89	105	8	-	176	12
212	PV6L212	6	2517	18-65	-	6	45	38,5	3,25	120	188	5,87
	PV8L212	8	2517	18-65	-	5	45	48	1,5	120	188	5,37
	PV10L212	10	3020	28-75	-	4	52	57	2,5	146	188	6,44
	PV12L212	12	3020	28-75	-	4	52	67	7,5	146	188	6,97
	PV16L212	16	3020	28-75	-	4	52	86	17	146	188	7,97
	PV20L212	20	3535	35-90	-	4	89	105	8	-	188	14,5
224	PV6L224	6	2517	18-65	-	6	45	38,5	3,25	120	202	6,38
	PV8L224	8	2517	18-65	-	5	45	48	1,5	120	202	5,63
	PV10L224	10	3020	28-75	-	5	52	57	2,5	146	202	6,7
	PV12L224	12	3020	28-75	-	5	52	67	7,5	146	202	7,24
	PV16L224	16	3020	28-75	-	5	52	86	17	146	202	8,27
	PV20L224	20	3535	35-90	-	5	89	105	8	178	202	13,35



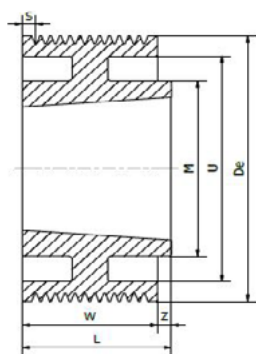
2



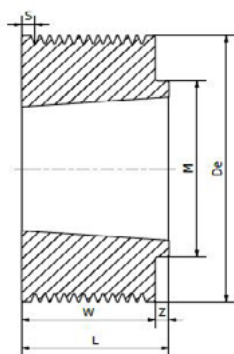
4



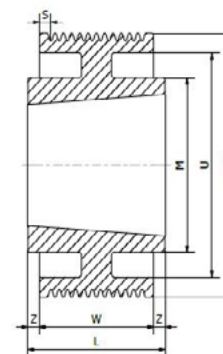
5



8

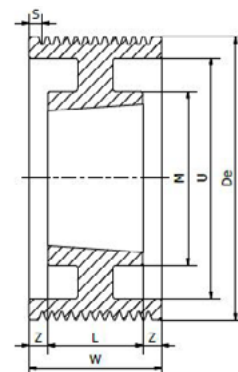


7

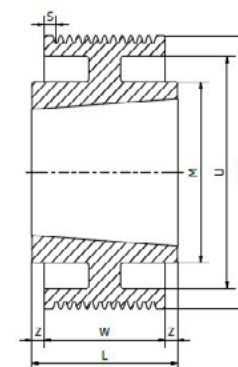


6

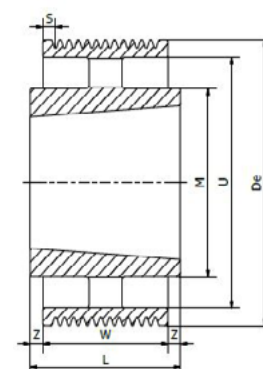
PL												
D [mm]	Item no Jens S.	No. Of grooves	Taper bush	Bore range [mm]	d [mm]	Execution	L [mm]	W [mm]	Z [mm]	M [mm]	U [mm]	Weight kg
236	PV6L236	6	2517	18-65	-	6	45	38,5	3,25	120	214	5,45
	PV8L236	8	2517	18-65	-	5	45	48	1,5	120	214	6,05
	PV10L236	10	3020	28-75	-	5	52	57	2,5	146	214	7,18
	PV12L236	12	3020	28-75	-	5	52	67	7,5	146	214	7,77
	PV16L236	16	3020	28-75	-	5	52	86	17	146	214	8,9
	PV20L236	20	3535	35-90	-	5	89	105	8	178	214	19,6
250	PV6L250	6	2517	18-65	-	9	45	38,5	3,25	120	228	4,75
	PV8L250	8	2517	18-65	-	5	45	48	1,5	120	228	6,58
	PV10L250	10	3020	28-75	-	5	52	57	2,5	146	228	7,76
	PV12L250	12	3020	28-75	-	5	52	67	7,5	146	228	8,42
	PV16L250	16	3020	28-75	-	5	52	86	17	146	228	9,66
	PV20L250	20	3535	35-90	-	5	89	105	8	178	228	15,4
280	PV6L280	6	2517	18-65	-	9	45	38,5	3,25	120	256	7,15
	PV8L280	8	3020	28-75	-	6	52	48	2	146	256	8,59
	PV10L280	10	3020	28-75	-	5	52	57	2,5	146	256	9,35
	PV12L280	12	3020	28-75	-	5	52	67	7,5	146	256	10,2
	PV16L280	16	3535	35-90	-	6	89	86	1,5	178	256	16
	PV20L280	20	3535	35-90	-	5	89	105	8	178	256	17,5
315	PV6L315	6	2517	18-65	-	9	45	38,5	3,25	120	285	6,8
	PV8L315	8	3020	28-75	-	9	52	48	2	148	285	9,05
	PV10L315	10	3535	35-90	-	6	89	57	16	178	285	16,3
	PV12L315	12	3535	35-90	-	6	89	67	11	178	285	17,5
	PV16L315	16	3535	35-90	-	6	89	86	1,5	178	285	19,7
	PV20L315	20	4040	40-100	-	5	102	105	1,5	215	285	27,1
355	PV6L355	6	3020	28-75	-	9	52	38,5	6,75	146	325	10
	PV8L355	8	3020	28-75	-	9	52	48	2	146	325	10,5
	PV10L355	10	3535	35-90	-	9	89	57	16	178	325	15,8
	PV12L355	12	3535	35-90	-	9	89	67	11	178	325	17,6
	PV16L355	16	3535	35-90	-	9	89	86	1,5	178	325	19,8
	PV20L355	20	4040	40-100	-	5	102	105	1,5	215	325	30,7
400	PV6L400	6	3020	28-75	-	9	52	38,5	6,75	146	370	-
	PV8L400	8	3020	28-75	-	9	52	48	2	146	370	-
	PV10L400	10	3535	35-90	-	9	89	57	16	178	370	18,5
	PV12L400	12	3535	35-90	-	9	89	67	11	178	370	20
	PV16L400	16	3535	35-90	-	9	89	86	1,5	178	370	24
	PV20L400	20	4040	40-100	-	10	102	105	1,5	215	370	32
450	PV6L450	6	3020	28-75	-	9	52	38,5	6,75	146	420	-
	PV8L450	8	3020	28-75	-	9	52	48	2	146	420	-
	PV10L450	10	3535	35-90	-	9	89	57	16	178	420	-
	PV12L450	12	3535	35-90	-	9	89	67	11	178	420	-
	PV16L450	16	3535	35-90	-	9	89	86	1,5	178	420	-
	PV20L450	20	4040	40-100	-	10	102	105	1,5	215	420	-
500	PV6L500	6	3020	28-75	-	9	52	38,5	6,75	146	470	-
	PV8L500	8	3020	28-75	-	9	52	48	2	146	470	-
	PV10L500	10	3535	35-90	-	9	89	57	16	178	470	-
	PV12L500	12	3535	35-90	-	9	89	67	11	178	470	-
	PV16L500	16	3535	35-90	-	9	89	86	1,5	178	470	-
	PV20L500	20	5050	70-125	-	9	127	105	11	267	470	-
630	PV6L630	6	3020	28-75	-	9	52	38,5	6,75	146	600	-
	PV8L630	8	3020	28-75	-	9	52	48	2	146	600	-
	PV10L630	10	3535	35-90	-	9	89	57	16	178	600	-
	PV12L630	12	3535	35-90	-	9	89	67	11	178	600	-
	PV16L630	16	4040	40-100	-	9	102	86	8	215	600	-
	PV20L630	20	5050	70-125	-	9	127	105	11	267	600	-
800	PV6L800	6	3535	35-90	-	9	89	38,5	25,2	178	770	-
	PV8L800	8	3535	35-90	-	9	89	48	20,5	178	770	-
	PV10L800	10	4040	40-100	-	9	102	57	22,5	215	770	-
	PV12L800	12	4040	40-100	-	9	102	67	17,5	215	770	-
	PV16L800	16	5050	70-125	-	9	127	86	20,5	267	770	-
	PV20L800	20	5050	70-125	-	9	127	105	11	267	770	-



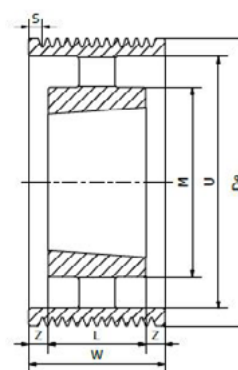
5



6



9



10

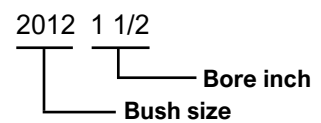


Conical clamping bush in cast iron that has finished shaft holes with keyways. The bushes have a phosphate surface treatment. The keyway follow the standard SS 2305. We can offer sizes from 1008-5050. Bushes with shaft holes in inches have keyways according to the british standard 46:Pt1

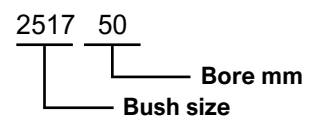
In the table specified "Torque values" you will find values for transmittable torque without key, in Nm.

Bush Size	No. of screws	Hex, socket size [mm]	Large cone end diameter [mm]	Length [mm]	Material [mm]	Weight [mm]
1008	2	3	35	22	Cast Iron	0,1
1108	2	3	38	22	Cast Iron	0,2
1210	2	5	48	25	Cast Iron	0,3
1215	2	5	48	38	Cast Iron	0,4
1310	2	5	51	25	Cast Iron	0,3
1610	2	5	57	25	Cast Iron	0,4
1615	2	5	57	38	Cast Iron	0,6
2012	2	6	70	32	Cast Iron	0,8
2517	2	6	86	45	Cast Iron	1,1
3020	2	8	108	51	Cast Iron	2,5
3030	3	8	108	76	Cast Iron	3,8
3525	3	10	127	65	Cast Iron	3,9
3535	3	10	127	89	Cast Iron	5,1
4030	3	12	146	76	Cast Iron	6,3
4040	3	12	146	102	Cast Iron	7,7
4535	3	14	162	89	Cast Iron	8,8
4545	3	14	162	114	Cast Iron	12,7
5040	3	14	178	102	Cast Iron	12,1
5050	3	14	178	127	Cast Iron	15,5

Item no. example (inch):



Item no. example (mm)



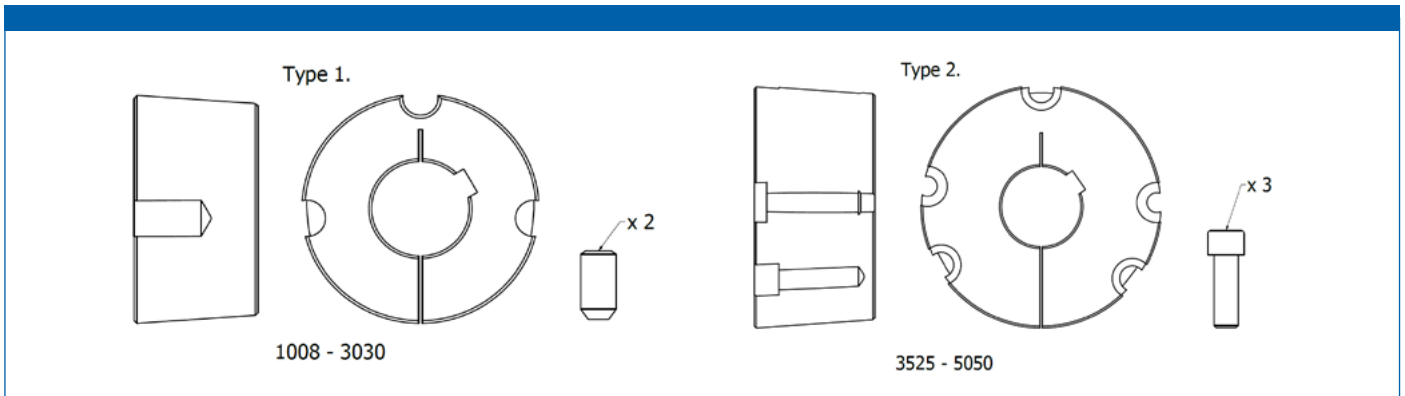


Table for measurement in millimeter

Bore [mm]	Keyway width [mm]	Keyway depth [mm]	Bush Size																					
			1008	1108	1210	1215	1310	1610	1615	2012	2517	3020	3030	3525	3535	4030	4040	4535	4545	5040	5050			
11	4	1,8	x	x	x	x		x																
12	4	1,8	x	x	x	x		x																
14	5	2,3	x	x	x	x	x	x	x	x														
15	5	2,3	x	x	x	x	x	x	x	x														
16	5	2,3	x	x	x	x	x	x	x	x														
18	6	2,8	x	x	x	x	x	x	x	x	x													
19	6	2,8	x	x	x	x	x	x	x	x	x													
20	6	2,8	x	x	x	x	x	x	x	x	x													
22	6	2,8	x	x	x	x	x	x	x	x	x													
24	8	3,3	1,3	x*	x	x	x	x	x	x	x	x												
25	8	3,3	1,3	x*	x	x	x	x	x	x	x	x												
28	8	1,3	1,3		x*	x	x	x	x	x	x													
30	8	3,3				x	x	x	x	x	x	x												
32	10	3,3				x	x	x	x	x	x	x	x											
35	10	3,3						x	x	x	x	x	x	x	x									
38	10	3,3							x	x	x	x	x	x	x									
40	12	3,3	1,3						x*	x	x	x	x	x	x	x	x							
42	12	3,3	1,3						x*	x	x	x	x	x	x	x	x							
45	14	3,8									x	x	x	x	x	x	x							
48	14	3,8									x	x	x	x	x	x	x							
50	14	3,8									x	x	x	x	x	x	x							
55	16	4,3									x	x	x	x	x	x	x	x	x					
60	18	4,4									x	x	x	x	x	x	x	x	x					
65	18	4,4									x*	x	x	x	x	x	x	x	x					
70	20	4,9										x	x	x	x	x	x	x	x	x	x			
75	20	4,9										x	x	x	x	x	x	x	x	x	x			
80	22	5,4											x	x	x	x	x	x	x	x	x			
85	22	5,4												x	x	x	x	x	x	x	x			
90	25	5,4													x	x	x	x	x	x	x			
100	28	6,4														x	x	x	x	x	x			
105	28	6,4															x	x	x	x	x			
110	28	6,4																x	x	x	x			
115	32	5,4																	x*	x	x			
120	32	7,4																		x	x			
125	32	7,4																		x	x			
Type				1	1	1	1	1	1	1	1	1	1	2	2	2	2	2	2	2	2			
Screw dimensions				1/4"	1/4"	3/8"	3/8"	3/8"	3/8"	3/8"	3/8"	3/8"	7/16"	1/2"	5/8"	5/8"	1/2"	1/2"	5/8"	5/8"	3/4"	3/4"	7/8"	7/8"
				x	x	x	x	x	x	x	x	x	x	x	x	x	x	x	x	x	x	x	x	x
				1/2"	1/2"	5/8"	5/8"	5/8"	5/8"	5/8"	5/8"	7/8"	1"	1 1/4"	1 1/4"	1 1/2"	1 1/2"	1 3/4"	1 3/4"	2"	2"	2 1/4"	2 1/4"	

Shaftholes marked * are only available in short bushing performance.
 * Dimensions with 2,0 shallower keyways. Make sure to control that enough clearance exist over the key.

Table for measurement in inches

Bore [Inch]	Keyway width [Inch]	Keyway depth [Inch]	Bush Size																		
			1008	1108	1210	1215	1310	1610	1615	2012	2517	3020	3030	3525	3535	4030	4040	4535	4545	5040	5050
1/2	1/8	1/16	x	x	x				x												
3/4	3/16	3/32	x	x	x				x		x	x									
1	1/4	1/8	x	x	x				x		x	x									
3/8	1/8	1/16		x																	
7/8	1/4	1/8		x	x				x		x	x	x								
1 1/4	5/16	1/8			x				x	x	x										
1 1/8	5/16	1/8			x				x		x	x									
1 1/2	3/8	1/8							x		x	x	x								
1 7/16	3/16	3/32							x		x		x								
1 3/8	3/8	1/8									x										
1 5/8	7/16	5/32									x	x	x								
1 7/8	1/2	5/32										x	x								
2 1/4	5/8	7/32										x									
2 1/8	5/8	7/32										x	x								
2 15/16	3/4	1/4											x								
2 3/16	5/8	7/32											x								
2 3/8	5/8	7/32												x							
2 7/8	3/4	1/4													x						
3 3/8	7/8	5/16													x						
Type			1	1	1	1	1	1	1	1	1	1	1	1	2	2	2	2	2	2	2
Screw dimensions B.S.W			1/4" x 1/2"	1/4" x 1/2"	3/8" x 5/8"	3/8" x 5/8"	3/8" x 5/8"	3/8" x 5/8"	3/8" x 5/8"	7/16" x 7/8"	1/2" x 1"	5/8" x 1 1/4"	5/8" x 1 1/4"	1/2" x 1 1/2"	1/2" x 1 1/2"	5/8" x 1 3/4"	5/8" x 1 3/4"	3/4" x 2"	3/4" x 2"	7/8" x 2 1/4"	7/8" x 2 1/4"

Torque Values

Bush size	Bore Diameter [mm]	Values for transmittable torque without key [Nm]	Values for tightening [Nm]
1008	12	29	5,6
	19	51	
	24	66	
1108	12	28	5,6
	19	49	
	24	64	
	28	79	
1210/15	16	82	20
	19	105	
	24	142	
	32	210	
1610/15	19	98	20
	24	135	
	38	240	
	42	265	
2012	24	165	31
	38	310	
	42	340	
	48	400	
2517/25	50	420	48
	24	220	
	38	320	
	42	430	
	48	510	
	55	600	
	60	670	

Bush size	Bore Diameter [mm]	Values for transmittable torque without key [Nm]	Values for tightening [Nm]
3020/30	38	520	90
	48	730	
	55	890	
	60	970	
3525/35	75	1300	113
	42	1000	
	60	1580	
	75	2150	
4030/40	90	2600	170
	100*	3075	
	48	1700	
	60	2300	
4535/45	75	3900	192
	100	5500	
	110	6300	
	125*	6625	
5040/50	115*	5150	271
	75	3950	
	100	5650	
	125	7370	
	130*	7725	

* Bore diameter is only available in short bush type

Jens S. offers a broad product portfolio of timing belts. A range from the standard Conti®Synchroforce to Conti®Syncrochain Carbon.

Calculations can be made in Conti's online calculation program [Conti Professional](#). Please contact Jens S. technical department if you want help with calculation.


The CONTI SYNCHROFORCE program is available in following versions:

Synchroforce

Timing belts for the lower and medium power range. Available on request in profiles MXL-XXH, HTD 3M-14M AND STD 2M-14M.

Product Properties

- Temperature range, depending on application, from -40 °C to +120 °C
- Antistatic in accordance with ISO 9563
- Conditionally resistant to oil
- Ozone-resistant
- Suitable for tropical climates
- Aging-resistant
- Suitable for reverse flexing / reverse tensioning idlers
- Maintenance-free



Synchroforce Advance (CXP)

Strong and flexible belt made in fibre reinforced EPDM rubber. The belt has fibreglass cord and can work in speeds up to 50 m/s. Available in profiles: HTD 3M, 5M, 8M and 14M. STD S8M

Product Properties

- Temperature range: -40 °C to +120 °C
- PAH category 2 acc. to "2014 AfPS GS:01 PAK"
- Antistatic in accordance with ISO 9563
- Conditionally resistant to oil
- Ozone-resistant
- Suitable for tropical climates
- Aging-resistant



Synchroforce Advance Pro (CXA)

Belt for high torques made in Aramid fibre reinforced EPDM rubber. The belt has a cord made in Aramid and is designed for very high torque at lower speed (25m/s). Available in profiles: HTD 8M and 14M. STD S8M.

Product Properties

- Temperature range: -40°C to +120 °C
- PAH category 2 acc. to "2014 AfPS GS:01 PAK"
- Antistatic in accordance with ISO 9563
- Conditionally resistant to oil
- Ozone-resistant
- Suitable for tropical climates
- Aging-resistant
- Suitable for reverse flexing / reverse tensioning idlers
- Maintenance-free



Syncrochain Carbon

Heavy-duty timing belts for high acceleration forces and shock loads. It's a carbon cord with high resistance against oils. The belt is available on request for HTD, STD and CTD 8M.

Product Properties

- Temperature range: -55° to +80°C
- Oil-resistant
- Suitable for tropical climates
- Resistant to aging and ozone
- Suitable for reverse flexing
- Maintenance-free
- Belt speeds up to 40 m/s



Syncrochain Supreme

Heavy-duty timing belts for high acceleration forces and shock loads with a kevlar cord. High resistance against oils. The belt is available on request for HTD and CTD 14M.

Product Properties

- Temperature range: -55 °C to +180°C
- Antistatic in accordance with ISO 9563
- Maintenance-free
- PU material oil resistant acc. to DIN 53428 (reference oil: IRM903)
- PU material ozone resistant acc. to DIN ISO 1431
- PU material resistant against light exposure acc. to DIN EN ISO 4892



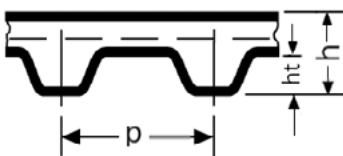
Timing belts for the lower and medium power range. Timing belts with imperial pitch is available in profiles MXL, XL, L, H, XH and XXH. Double sided timing belts with imperial pitch in profiles XL, L and H are available on request.

Product Properties

- Temperature range, depending on application from -40 °C to +120 °C
- Conditionally resistant to oil
- Ozone-resistant
- Suitable for tropical climates
- Aging-resistant
- Suitable for reverse flexing / reverse tensioning idlers
- Maintenance-free



Description		MXL	XL	L	H	XH	XXH
Belt widths available	inch	012	025	050	075	200	200
		019	031	075	150	300	300
		025	037	100	200	400	400
Pitch p	mm	2,032	5,080	9,525	12,700	22,225	31,750
	inch	0,08	1/5	3/8	1/2	7/8	1 1/4
Belt thickness h	mm	1,14	2,30	3,60	4,30	11,20	15,80
Tooth height, ht	mm	0,51	1,27	1,91	2,29	6,35	9,60



- Material: EPDM
- Cord: Fiberlass
- Temperature range: -40°C to +120°C

Item no. example:

210 XL 025 S — Synchroforce design
 — Belt width inch
 — Profile
 — Belt length description

Item number explanation

S = Synchroforce

MXL				
Jens S Belt length description	Number of teeth Z	Pitch length Lp		Sleeve Width
		1/10 inch	mm	
440	55	44,0	111,76	480 ± 10mm
448	56	44,8	113,79	480 ± 10mm
464	58	46,4	117,86	480 ± 10mm
480	60	48,0	121,92	400 ± 10mm
488	61	48,8	123,95	480 ± 10mm
504	63	50,4	128,02	480 ± 10mm
544	68	54,4	138,18	480 ± 10mm
560	70	56,0	142,24	480 ± 10mm
568	71	56,8	144,27	480 ± 10mm
576	72	57,6	146,30	480 ± 10mm
616	77	61,6	156,46	480 ± 10mm
640	80	64,0	162,56	480 ± 10mm
656	82	65,6	166,62	480 ± 10mm
672	84	67,2	170,69	480 ± 10mm
696	87	69,6	176,78	400 ± 10mm
704	88	70,4	178,82	480 ± 10mm
720	90	72,0	182,88	480 ± 10mm
752	94	75,2	191,01	480 ± 10mm
760	95	76,0	193,04	400 ± 10mm
776	97	77,6	197,10	400 ± 10mm
800	100	80,0	203,20	480 ± 10mm
808	101	80,8	205,23	480 ± 10mm
824	103	82,4	209,30	480 ± 10mm
848	106	84,8	215,39	400 ± 10mm
880	110	88,0	223,52	400 ± 10mm
896	112	89,6	227,58	400 ± 10mm
904	113	90,4	229,62	480 ± 10mm
912	114	91,2	231,65	480 ± 10mm
944	118	94,4	239,78	480 ± 10mm
960	120	96,0	243,84	400 ± 10mm
976	122	97,6	247,90	480 ± 10mm
984	123	98,4	249,94	480 ± 10mm
1000	125	100,0	254,00	480 ± 10mm
1008	126	100,8	256,03	480 ± 10mm
1120	140	112,0	284,48	400 ± 10mm
1200	150	120,0	304,80	400 ± 10mm
1240	155	124,0	314,96	480 ± 10mm
1312	164	131,2	333,25	480 ± 10mm
1328	166	132,8	337,31	480 ± 10mm
1360	170	136,0	345,44	400 ± 10mm
1400	175	140,0	355,60	480 ± 10mm
1440	180	144,0	365,76	480 ± 10mm
1472	184	147,2	373,89	400 ± 10mm
1800	225	180,0	457,20	480 ± 10mm
1888	236	188,8	479,55	480 ± 10mm
2008	251	200,8	510,03	480 ± 10mm
2384	298	238,4	605,54	480 ± 10mm
2776	347	277,6	705,10	480 ± 10mm
2920	365	292,0	741,68	480 ± 10mm
2968	371	296,8	753,87	480 ± 10mm
2976	372	297,6	755,90	480 ± 10mm
3200	400	320,0	812,80	480 ± 10mm
3296	412	329,6	837,18	480 ± 10mm
3472	434	347,2	881,89	480 ± 10mm
3624	453	362,4	920,50	480 ± 10mm
3704	463	370,4	940,82	480 ± 10mm
3984	498	398,4	1011,94	480 ± 10mm
4040	505	404,0	1026,16	480 ± 10mm

XL				
Jens S Belt length description	Number of teeth Z	Pitch length Lp		Sleeve Width
		1/10 inch	mm	
060	30	60,0	152,40	760 ± 10mm
070	35	70,0	177,80	480 ± 10mm
080	40	80,0	203,20	480 ± 10mm
088	44	88,0	223,52	400 ± 10mm
090	45	90,0	228,60	480 ± 10mm
098	49	98,0	248,92	400 ± 10mm
100	50	100,0	254,00	480 ± 10mm
102	51	102,0	259,08	480 ± 10mm
106	53	106,0	269,24	480 ± 10mm
110	55	110,0	279,40	480 ± 10mm
114	57	114,0	289,56	760 ± 10mm
120	60	120,0	304,80	480 ± 10mm
130	65	130,0	330,20	480 ± 10mm
134	67	134,0	340,36	480 ± 10mm
136	68	136,0	345,44	480 ± 10mm
138	69	138,0	350,52	480 ± 10mm
140	70	140,0	355,60	480 ± 10mm
142	71	142,0	360,68	400 ± 10mm
150	75	150,0	381,00	480 ± 10mm
156	78	156,0	396,24	400 ± 10mm
160	80	160,0	406,40	480 ± 10mm
166	83	166,0	421,64	480 ± 10mm
170	85	170,0	431,80	480 ± 10mm
176	88	176,0	447,04	480 ± 10mm
180	90	180,0	457,20	480 ± 10mm
190	95	190,0	482,60	480 ± 10mm
194	97	194,0	492,76	400 ± 10mm
196	98	196,0	497,84	480 ± 10mm
198	99	198,0	502,92	480 ± 10mm
200	100	200,0	508,00	400 ± 10mm
210	105	210,0	533,40	480 ± 10mm
220	110	220,0	558,80	760 ± 10mm
230	115	230,0	584,20	480 ± 10mm
240	120	240,0	609,60	480 ± 10mm
244	122	244,0	619,76	480 ± 10mm
248	124	248,0	629,92	480 ± 10mm
250	125	250,0	635,00	480 ± 10mm
260	130	260,0	660,40	480 ± 10mm
270	135	270,0	685,80	480 ± 10mm
280	140	280,0	711,20	480 ± 10mm
296	148	296,0	751,84	480 ± 10mm
300	150	300,0	762,00	480 ± 10mm
310	155	310,0	787,40	400 ± 10mm
320	160	320,0	812,80	400 ± 10mm
330	165	330,0	838,20	480 ± 10mm
340	170	340,0	863,60	480 ± 10mm
344	172	344,0	873,76	480 ± 10mm
360	180	360,0	914,40	400 ± 10mm
380	190	380,0	965,20	480 ± 10mm
390	195	390,0	990,60	480 ± 10mm
412	206	412,0	1046,48	480 ± 10mm
432	216	432,0	1097,28	400 ± 10mm
434	217	434,0	1102,36	400 ± 10mm
730	365	730	1854,2	400 ± 10mm

L				
Jens S Belt length description	Number of teeth Z	Pitch length Lp		Sleeve Width
		1/10 Inch	mm	
124	33	124,0	314,33	400 ± 10mm
150	40	150,0	381,00	400 ± 10mm
173	46	173,0	438,15	400 ± 10mm
187	50	187,0	476,25	400 ± 10mm
210	56	210,0	533,40	400 ± 10mm
225	60	225,0	571,50	400 ± 10mm
236	63	236,0	600,08	400 ± 10mm
240	64	240,0	609,60	400 ± 10mm
244	65	244,0	619,13	400 ± 10mm
255	68	255,0	647,70	400 ± 10mm
270	72	270,0	685,80	400 ± 10mm
285	76	285,0	723,90	400 ± 10mm
300	80	300,0	762,00	400 ± 10mm
322	86	322,0	819,15	400 ± 10mm
345	92	345,0	876,30	400 ± 10mm
367	98	367,0	933,45	400 ± 10mm
390	104	390,0	990,60	400 ± 10mm
405	108	405,0	1028,70	400 ± 10mm
420	112	420,0	1066,80	400 ± 10mm
450	120	450,0	1143,00	400 ± 10mm
480	128	480,0	1219,20	400 ± 10mm
510	136	510,0	1295,40	400 ± 10mm
540	144	540,0	1371,60	400 ± 10mm
600	160	600,0	1524,00	400 ± 10mm
817	218	817,0	2076,45	400 ± 10mm

H				
Jens S Belt length description	Number of teeth Z	Pitch length Lp		Sleeve Width
		1/10 Inch	mm	
240	48	240,0	609,60	400 ± 10mm
255	51	255,0	647,70	400 ± 10mm
270	54	270,0	685,80	400 ± 10mm
300	60	300,0	762,00	400 ± 10mm
330	66	330,0	838,20	400 ± 10mm
360	72	360,0	914,40	400 ± 10mm
370	74	370,0	939,80	400 ± 10mm
390	78	390,0	990,60	400 ± 10mm
420	84	420,0	1066,80	400 ± 10mm
450	90	450,0	1143,00	400 ± 10mm
480	96	480,0	1219,20	400 ± 10mm
510	102	510,0	1295,40	400 ± 10mm
540	108	540,0	1371,60	400 ± 10mm
570	114	570,0	1447,80	400 ± 10mm
600	120	600,0	1524,00	400 ± 10mm
630	126	630,0	1600,20	400 ± 10mm
660	132	660,0	1676,40	400 ± 10mm
670	134	670,0	1701,80	400 ± 10mm
700	140	700,0	1778,00	400 ± 10mm
730	146	730,0	1854,20	400 ± 10mm
750	150	750,0	1905,00	400 ± 10mm
800	160	800,0	2032,00	400 ± 10mm
850	170	850,0	2159,00	400 ± 10mm
900	180	900,0	2286,00	400 ± 10mm
1000	200	1000,0	2540,00	400 ± 10mm
1100	220	1100,0	2794,00	400 ± 10mm
1120	224	1120,0	2844,80	400 ± 10mm
1140	228	1140,0	2895,60	400 ± 10mm
1250	250	1250,0	3175,00	400 ± 10mm
1400	280	1400,0	3556,00	400 ± 10mm
1700	340	1700,0	4318,00	400 ± 10mm

XH				
Jens S Belt length description	Number of teeth Z	Pitch length Lp		Sleeve Width
		1/10 Inch	mm	
507	58	507,0	1289,05	350 ± 10mm
560	64	560,0	1422,40	350 ± 10mm
630	72	630,0	1600,20	350 ± 10mm
700	80	700,0	1778,00	350 ± 10mm
770	88	770,0	1955,80	350 ± 10mm
840	96	840,0	2133,60	350 ± 10mm
980	112	980,0	2489,20	350 ± 10mm
1120	128	1120,0	2844,80	350 ± 10mm
1260	144	1260,0	3200,40	350 ± 10mm
1400	160	1400,0	3556,00	350 ± 10mm
1750	200	1750,0	4445,00	350 ± 10mm

XXH				
Jens S Belt length description	Number of teeth Z	Pitch length Lp		Sleeve Width
		1/10 Inch	mm	
700	56	700,0	1778,00	350 ± 10mm
800	64	800,0	2032,00	350 ± 10mm
900	72	900,0	2286,00	350 ± 10mm
1200	96	1200,0	3048,00	350 ± 10mm
1400	112	1400,0	3556,00	350 ± 10mm
1600	128	1600,0	4064,00	350 ± 10mm
1800	144	1800,0	4572,00	350 ± 10mm

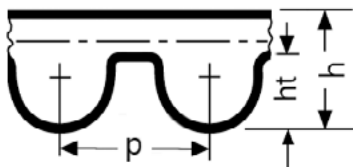
Timing belts for the lower and medium power range. Available on request in profiles 3M-14M

Product Properties

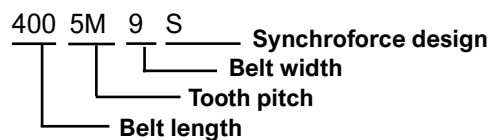
- Temperature range, depending on application, from -40 °C to +120 °C
- Conditionally resistant to oil
- Ozone-resistant
- Suitable for tropical climates
- Aging-resistant
- Suitable for reverse flexing / reverse tensioning idlers
- Maintenance-free



Description		HTD 3M	HTD 5M	HTD 8M	HTD 14M
Belt widths available	mm	6	9	20	40
		9	15	30	55
		15	25	50	85
Pitch p	mm	3	5	8	14
Belt thickness, h	mm	2,40	3,60	5,60	10,00
Tooth height, ht	mm	1,20	2,10	3,40	6,00



Item no. example



- Material: EPDM
- Cord: Fiberglass
- Antistatic Acc. to ISO 9563
- Temperature range: -40°C to +120°C

Item number explanation

S = Synchroforce

3M		
Pitch length Lp, mm	Number of teeth Z	Sleeve Width
120	40	400±10mm
126	42	400±10mm
129	43	480±10mm
141	47	400±10mm
144	48	400±10mm
150	50	400±10mm
159	53	400±10mm
165	55	400±10mm
168	56	480±10mm
174	58	400±10mm
177	59	400±10mm
180	60	400±10mm
186	62	400±10mm
195	65	400±10mm
201	67	400±10mm
204	68	400±10mm
210	70	400±10mm
213	71	400±10mm
216	72	400±10mm
219	73	400±10mm
225	75	400±10mm
240	80	400±10mm
246	82	400±10mm
252	84	400±10mm
255	85	400±10mm
267	89	400±10mm
276	92	400±10mm
282	94	400±10mm
285	95	400±10mm
288	96	400±10mm
291	97	400±10mm
294	98	760±10mm
300	100	400±10mm
312	104	400±10mm
318	106	400±10mm
330	110	400±10mm
333	111	400±10mm
336	112	400±10mm
339	113	400±10mm
357	119	400±10mm
363	121	400±10mm
384	128	400±10mm
390	130	400±10mm
393	131	760±10mm
396	132	760±10mm
420	140	400±10mm
432	144	760±10mm
435	145	400±10mm
447	149	400±10mm
462	154	400±10mm
474	158	400±10mm

3M		
Pitch length Lp, mm	Number of teeth Z	Sleeve Width
480	160	400±10mm
486	162	400±10mm
489	163	480±10mm
501	167	480±10mm
510	170	480±10mm
513	171	400±10mm
522	174	400±10mm
525	175	400±10mm
537	179	400±10mm
564	188	400±10mm
570	190	400±10mm
597	199	400±10mm
600	200	400±10mm
606	202	480±10mm
612	204	480±10mm
615	205	760±10mm
633	211	400±10mm
669	223	400±10mm
672	224	400±10mm
675	225	400±10mm
708	236	480±10mm
711	237	400±10mm
738	246	480±10mm
753	251	400±10mm
804	268	400±10mm
822	274	480±10mm
843	281	480±10mm
882	294	480±10mm
945	315	480±10mm
960	320	480±10mm
1002	334	480±10mm
1041	347	480±10mm
1068	356	480±10mm
1071	357	480±10mm
1125	375	480±10mm
1245	415	480±10mm
1500	500	480±10mm
1569	523	480±10mm

5M		
Pitch length Lp, mm	Number of teeth Z	Sleeve Width
225	45	400±10mm
265	53	400±10mm
275	55	480±10mm
295	59	400±10mm
300	60	400±10mm


5M		
Pitch length Lp, mm	Number of teeth Z	Sleeve Width
325	65	400±10mm
330	66	400±10mm
350	70	400±10mm
375	75	400±10mm
385	77	400±10mm
400	80	400±10mm
405	81	760±10mm
420	84	400±10mm
425	85	400±10mm
450	90	400±10mm
460	92	400±10mm
475	95	400±10mm
500	100	400±10mm
525	105	400±10mm
535	107	400±10mm
550	110	400±10mm
565	113	400±10mm
575	115	400±10mm
600	120	400±10mm
615	123	400±10mm
620	124	400±10mm
630	126	400±10mm
635	127	400±10mm
665	133	400±10mm
700	140	400±10mm
710	142	400±10mm
740	148	400±10mm
755	151	400±10mm
800	160	400±10mm
835	167	400±10mm
840	168	480±10mm
850	170	400±10mm
860	172	400±10mm
890	178	400±10mm
900	180	400±10mm
925	185	400±10mm
940	188	400±10mm
950	190	400±10mm
1000	200	400±10mm
1050	210	400±10mm
1125	225	400±10mm
1200	240	400±10mm
1270	254	400±10mm
1300	260	400±10mm
1350	270	400±10mm
1420	284	400±10mm
1500	300	400±10mm
1595	319	400±10mm
1690	338	400±10mm
1800	360	400±10mm
2000	400	400±10mm

8M		
Pitch length Lp, mm	Number of teeth Z	Sleeve Width
288	36	480±10mm
352	44	480±10mm
376	47	480±10mm
400	50	480±10mm
416	52	480±10mm
424	53	480±10mm
472	59	480±10mm
480	60	480±10mm
512	64	400±10mm
520	65	400±10mm
536	67	400±10mm
560	70	480±10mm
576	72	400±10mm
600	75	480±10mm
624	78	480±10mm
632	79	400±10mm
640	80	480±10mm
656	82	480±10mm
688	86	480±10mm
720	90	480±10mm
760	95	400±10mm
776	97	480±10mm
784	98	480±10mm
800	100	480±10mm
880	110	480±10mm
912	114	480±10mm
920	115	480±10mm
960	120	480±10mm
1000	125	400±10mm
1016	127	400±10mm
1040	130	480±10mm
1064	133	400±10mm
1080	135	480±10mm
1120	140	480±10mm
1152	144	400±10mm
1160	145	480±10mm
1176	147	400±10mm
1200	150	480±10mm
1224	153	400±10mm
1256	157	400±10mm
1280	160	480±10mm
1304	163	480±10mm
1328	166	480±10mm
1360	170	480±10mm
1392	174	400±10mm
1424	178	480±10mm
1440	180	480±10mm
1520	190	480±10mm
1552	194	400±10mm
1600	200	480±10mm
1696	212	400±10mm
1760	220	480±10mm

8M		
Pitch length Lp, mm	Number of teeth Z	Sleeve Width
1800	225	480±10mm
2000	250	480±10mm
2240	280	400±10mm
2248	2248	480±10mm
2400	300	480±10mm
2600	325	480±10mm
2800	350	480±10mm
3008	376	480±10mm
3048	381	400±10mm
3280	410	480±10mm
3600	450	400±10mm
3808	476	480±10mm
4400	550	400±10mm

14M		
Pitch length Lp, mm	Number of teeth Z	Sleeve width
966	69	470±10mm
1050	75	470±10mm
1092	78	400±10mm
1190	85	470±10mm
1344	96	400±10mm
1400	100	400±10mm
1456	104	400±10mm
1512	108	400±10mm
1540	110	400±10mm
1610	115	470±10mm
1680	120	400±10mm
1778	127	470±10mm
1890	135	470±10mm
2100	150	470±10mm
2310	165	470±10mm
2450	178	470±10mm
2590	1850	470±10mm
2800	200	470±10mm
3150	225	470±10mm
3360	240	470±10mm
3500	250	470±10mm
3668	262	470±10mm
3850	275	470±10mm
4326	309	470±10mm
4578	327	470±10mm

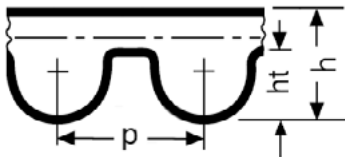
Strong and flexible belt made in fibre re-enforced EPDM rubber. The belt has fibreglass cord and can work in speeds up to 50 m/s. Available in profiles: HTD 3M, 5M, 8M and 14M, STD S8M.



Product Properties

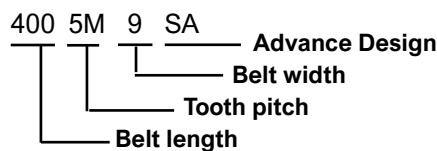
- Temperature range: -40 °C to +120 °C
- PAH category 2 acc. to "2014 AfPS GS:01 PAK"
- Antistatic in accordance with ISO 9563
- Conditionally resistant to oil
- Ozone-resistant
- Suitable for tropical climates
- Aging-resistant

Description		HTD 3M	HTD 5M	HTD 8M	HTD 14M
Belt widths available	mm	6	9	20	40
		9	15	30	55
		15	25	50	85
Pitch p	mm	3	5	8	14
Belt thickness, h	mm	2,40	3,60	5,60	10,00
Tooth height, ht	mm	1,20	2,10	3,40	6,00



- Material: EPDM
- Cord: Fiberglass
- Antistatic Acc. to ISO 9563
- Temperature range: -40°C to +120°C

Item no. example:



Item number explanation

SA = Synchroforce Advance

3M		
Pitch length Lp, mm	Number of teeth Z	Sleeve Width
111	37	480±10mm
117	39	480±10mm
129	43	480±10mm
141	47	480±10mm
144	48	750±10mm
150	50	480±10mm
159	53	480±10mm
168	56	480±10mm
174	58	480±10mm
177	59	480±10mm
180	60	750±10mm
186	62	480±10mm
192	64	750±10mm
201	67	750±10mm
204	68	480±10mm
210	70	480±10mm
213	71	480±10mm
216	72	480±10mm
219	73	750±10mm
225	75	750±10mm
234	78	750±10mm
240	80	480±10mm
246	82	480±10mm
252	84	480±10mm
255	85	750±10mm
267	89	480±10mm
285	95	750±10mm
294	98	750±10mm
300	100	480±10mm
312	104	750±10mm
318	106	480±10mm
330	110	750±10mm
336	112	480±10mm
339	113	480±10mm
357	119	480±10mm
363	121	480±10mm
384	128	480±10mm
390	130	480±10mm
420	140	480±10mm
432	144	750±10mm
435	145	750±10mm
447	149	480±10mm
474	158	480±10mm
480	160	480±10mm
486	162	750±10mm
489	163	480±10mm
501	167	480±10mm
513	171	480±10mm
522	174	480±10mm
525	175	480±10mm
537	179	480±10mm

3M		
Pitch length Lp, mm	Number of teeth Z	Sleeve Width
564	188	480±10mm
570	190	480±10mm
597	199	750±10mm
600	200	750±10mm
606	202	480±10mm
615	205	750±10mm
633	211	480±10mm
669	223	480±10mm
708	236	480±10mm
711	237	480±10mm
738	246	750±10mm
753	251	480±10mm
804	268	480±10mm
822	274	480±10mm
843	281	480±10mm
882	294	480±10mm
945	315	480±10mm
960	320	480±10mm
1002	334	480±10mm
1041	347	480±10mm
1068	356	480±10mm
1071	357	480±10mm
1125	375	480±10mm
1245	415	480±10mm
1500	500	480±10mm
1569	523	480±10mm

5M		
Pitch length Lp, mm	Number of teeth Z	Sleeve Width
225	45	760±10mm
265	53	480±10mm
275	55	480±10mm
295	59	480±10mm
300	60	480±10mm
330	66	480±10mm
350	70	480±10mm
375	75	480±10mm
385,0	77	760±10mm
400,0	80	480±10mm
405	81	760±10mm
425	85	480±10mm
450	90	480±10mm
460	92	480±10mm
475	95	480±10mm
500	100	480±10mm
525	105	760±10mm

5M		
Pitch length Lp, mm	Number of teeth Z	Sleeve Width
535	107	480±10mm
550	110	760±10mm
565	113	480±10mm
600	120	480±10mm
615	123	480±10mm
620	124	480±10mm
630	126	480±10mm
635	127	480±10mm
665	133	480±10mm
700	140	480±10mm
710	142	480±10mm
740	148	480±10mm
755	151	480±10mm
800	160	480±10mm
835	167	480±10mm
840	168	480±10mm
860	172	480±10mm
890	178	480±10mm
900	180	480±10mm
925	185	480±10mm
950	190	480±10mm
1000	200	480±10mm
1050	210	480±10mm
1125	225	480±10mm
1200	240	480±10mm
1270	254	480±10mm
1420	284	480±10mm
1500	300	480±10mm
1595	319	480±10mm
1690	338	480±10mm
2000	400	480±10mm

8M		
Pitch length Lp, mm	Number of teeth Z	Sleeve width
288	36	480±10mm
304	38	480±10mm
352	44	480±10mm
376	47	480±10mm
384	48	480±10mm
400	50	480±10mm
416	52	480±10mm
424	53	480±10mm
472	59	480±10mm
480	60	480±10mm
560	70	480±10mm
600	75	480±10mm

8M		
Pitch length Lp, mm	Number of teeth Z	Sleeve width
624	78	480±10mm
640	80	480±10mm
656	82	480±10mm
688	86	480±10mm
720	90	480±10mm
776	97	480±10mm
784	98	480±10mm
800	100	480±10mm
880	110	480±10mm
912	114	480±10mm
920	115	480±10mm
960	120	480±10mm
1040	130	480±10mm
1064	133	480±10mm
1080	135	480±10mm
1120	140	480±10mm
1160	145	480±10mm
1200	150	480±10mm
1280	160	480±10mm
1304	163	480±10mm
1328	166	480±10mm
1360	170	480±10mm
1392	174	480±10mm
1424	178	480±10mm
1440	180	480±10mm
1520	190	480±10mm
1600	200	480±10mm
1760	220	480±10mm
1800	225	480±10mm
2000	250	480±10mm
2104	263	480±10mm
2248	281	480±10mm
2400	300	480±10mm
2600	325	480±10mm
2800	350	480±10mm
3008	376	480±10mm
3280	410	480±10mm
3408	426	480±10mm
3808	476	480±10mm

14M		
Pitch length Lp, mm	Number of teeth Z	Sleeve Width
966	69	470±10mm
1050	75	470±10mm
1190	85	470±10mm
1400	100	470±10mm
1610	115	470±10mm
1778	127	470±10mm
1890	135	470±10mm
2100	150	470±10mm
2310	165	470±10mm
2450	175	470±10mm
2590	185	470±10mm
2800	200	470±10mm
3150	225	470±10mm
3360	240	470±10mm
3500	250	470±10mm
3668	262	470±10mm
3850	275	470±10mm
4326	309	470±10mm
4578	327	470±10mm

8M		
Pitch length Lp, mm	Number of teeth Z	Sleeve Width
288	36	480±10mm
304	38	480±10mm
352	44	480±10mm
376	47	480±10mm
384	48	480±10mm
400	50	480±10mm
416	52	480±10mm
424	53	480±10mm
472	59	480±10mm
480	60	480±10mm
560	70	480±10mm
600	75	480±10mm
624	78	480±10mm
640	80	480±10mm
656	82	480±10mm
688	86	480±10mm
720	90	480±10mm
776	97	480±10mm
784	98	480±10mm
800	100	480±10mm
880	110	480±10mm
912	114	480±10mm
920	115	480±10mm
960	120	480±10mm
1040	130	480±10mm
1064	133	480±10mm
1080	135	480±10mm
1120	140	480±10mm
1160	145	480±10mm
1200	150	480±10mm
1280	160	480±10mm
1304	163	480±10mm
1328	166	480±10mm
1360	170	480±10mm
1392	174	480±10mm
1424	178	480±10mm
1440	180	480±10mm
1520	190	480±10mm
1600	200	480±10mm
1760	220	480±10mm
1800	225	480±10mm
2000	250	480±10mm
2248	281	480±10mm
2400	300	480±10mm
2600	325	480±10mm
2800	350	480±10mm
3008	376	480±10mm
3280	410	480±10mm
3408	426	480±10mm

14M		
Pitch length Lp, mm	Number of teeth Z	Sleeve Width
966	69	470±10mm
1050	75	470±10mm
1190	85	470±10mm
1400	100	470±10mm
1610	115	470±10mm
1778	127	470±10mm
1890	135	470±10mm
2100	150	470±10mm
2310	165	470±10mm
2450	175	470±10mm
2590	185	470±10mm
2800	200	470±10mm
3150	225	470±10mm
3360	240	470±10mm
3500	250	470±10mm
3668	262	470±10mm
3850	275	470±10mm
4326	309	470±10mm
4578	327	470±10mm

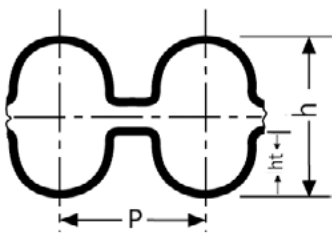
Jens S. can provide double-sided timing belt (DHTD) for compact drives with reverse rotation. This is a strong and flexible belt made in fibre-reinforced material. It has a fiberglass cord and is suitable for reverse flexing / reverse tensioning idlers. Available profiles are 5M, 8M and 14M. Advance and Advance pro on request.

Belt Properties

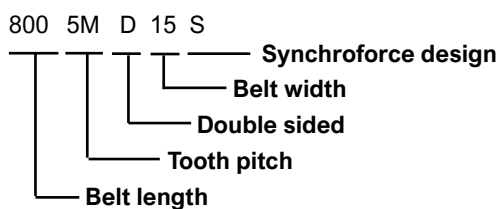
- Temperature range, depending on application, from -20 °C to +100 °C
- Conditionally resistant to oil
- Ozone-resistant
- Suitable for tropical climates
- Aging-resistant
- Suitable for reverse flexing / reverse tensioning idlers
- Maintenance-free



Description		DHTD 5M	DHTD 8M	DHTD 14M
Belt widths available	mm	9	20	40
		15	30	55
		25	50	85
			85	115
				170
Pitch p	mm	5	8	14
Belt thickness, h	mm	5,4	8,2	15,2
Tooth height, ht	mm	2,10	3,40	6,00



Item no. example:



- Material: CR
- Cord: Glass
- Temperature range: -20°C to +100°C

D5M		
Pitch length Lp, mm	Number of teeth Z	Sleeve Width
565	113	450 ± 10mm
600	120	451 ± 10mm
615	123	452 ± 10mm
620	124	453 ± 10mm
630	126	454 ± 10mm
635	127	455 ± 10mm
665	133	456 ± 10mm
700	140	457 ± 10mm
710	142	458 ± 10mm
740	148	459 ± 10mm
755	151	460 ± 10mm
800	160	461 ± 10mm
835	167	462 ± 10mm
840	168	463 ± 10mm
860	172	464 ± 10mm
890	178	465 ± 10mm
900	180	466 ± 10mm
925	185	467 ± 10mm
950	190	468 ± 10mm
1000	200	469 ± 10mm
1050	210	470 ± 10mm
1125	225	471 ± 10mm
1200	240	472 ± 10mm
1270	254	473 ± 10mm
1420	284	474 ± 10mm
1500	300	475 ± 10mm
1595	319	476 ± 10mm
1690	338	477 ± 10mm
2000	400	478 ± 10mm

D8M		
Pitch length Lp, mm	Number of teeth Z	Sleeve Width
600	75	450 ± 10mm
624	78	450 ± 10mm
640	80	450 ± 10mm
656	82	450 ± 10mm
720	90	450 ± 10mm
776	97	450 ± 10mm
784	98	450 ± 10mm
800	100	450 ± 10mm
880	110	450 ± 10mm
912	114	450 ± 10mm
920	115	450 ± 10mm
960	120	450 ± 10mm
1040	130	450 ± 10mm
1120	140	450 ± 10mm
1200	150	450 ± 10mm
1280	160	450 ± 10mm
1304	163	450 ± 10mm
1328	166	450 ± 10mm
1360	170	450 ± 10mm
1424	178	450 ± 10mm
1440	180	450 ± 10mm
1520	190	450 ± 10mm
1600	200	450 ± 10mm
1760	220	450 ± 10mm
1800	225	450 ± 10mm
2000	250	450 ± 10mm
2248	281	450 ± 10mm
2400	300	450 ± 10mm
2600	325	450 ± 10mm

D5M		
Pitch length Lp, mm	Number of teeth Z	Sleeve Width
966	69	410 ± 10mm
1190	85	410 ± 10mm
1400	100	410 ± 10mm
1610	115	410 ± 10mm
1778	127	410 ± 10mm
1890	135	410 ± 10mm
2100	150	410 ± 10mm
2310	165	410 ± 10mm
2450	175	410 ± 10mm

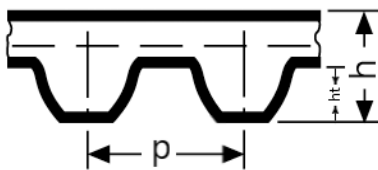
SilentSync is a self tracking timing belt made for quiet and reduced vibration operation and is also an excellent choice for horizontal drives. The belt is available in HNBR rubber with cord made in aramid. Profiles available in stock are 8M and 14M.

Product Properties

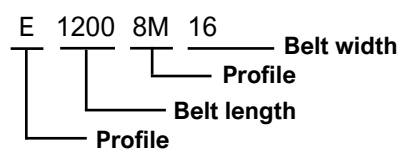
- Temperature range, depending on application, from -30 °C to +130 °C
- Very low-noise
- Antistatic in accordance with ISO 9563
- Limited oil resistance
- Suitable for tropical climates
- Ozone-resistant
- Aging-resistant
- Maintenance-free
- Dust-proof



Description		H.O.T 8M	HOT 14M
Belt widths available	mm	16 (Y) 32 (W) 64 (P)	35 (B) 52,5 (G) 70 (O) 105 (R)
Color code		Y=Yellow W=White P=Purple	B=Blue G=Green O=Orange R=Red
Pitch p	mm	8	14
Belt thickness, h	mm	5,5	9,1
Tooth height, ht	mm	3,01	5,30



Item no. example:



- Material: HNBR
- Cord: Aramid
- Temperature range: -30° to +130°
- Antistatic acc. to ISO 9563

8M	
Pitch length Lp, mm	Number of teeth Z
640	80
720	90
800	100
896	112
1000	125
1120	140
1200	150
1280	160
1440	180
1600	200
1792	224
2000	250
2240	288
2400	300

14M	
Pitch length Lp, mm	Number of teeth Z
994	71
1120	80
1190	85
1260	90
1400	100
1568	112
1750	125
1960	140
2100	150
2240	160
2380	170
2520	180
2660	190
2800	200
3136	224
3304	236
3500	250
3920	280

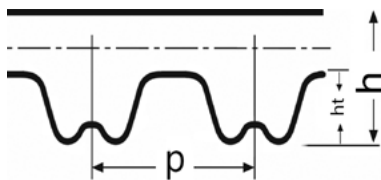
Falcon Pd is made in HNBR material with cord in Aramid. Suitable for both high speed and high torques. Jens S has profiles 8M and 14M in stock. Requested belt width can be cut from sleeve.

Product Properties

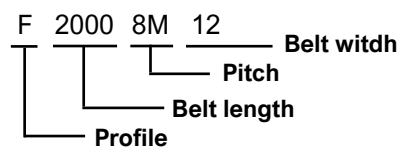
- Temperature range: -30° to 130°C
- Antistatic according to ISO 9563
- Abrasion-resistant fabric layers of high
- Molecular polyethylene / nylon treated
- Very good thermal properties
- Improved HNBR rubber with high hardness
- Encapsulated cord of Aramid



Description		GTR 8M	GTR 14M
Belt widths available	mm	12	20
		21	37
		36	68
		62	90
		62	125
Pitch p	mm	8	14
Belt thickness, h	mm	5,8	9,8
Tooth height, ht	mm	3,2	6,0



Item no. example:



- Material: HNBR
- Cord: Aramid
- Temperature range: -30° to +130°
- Antistatic acc. to ISO 9563

8M		
Pitch length Lp, mm	Number of teeth Z	Sleeve Width
640	80	562 ± 10mm
720	90	562 ± 10mm
800	100	562 ± 10mm
896	112	562 ± 10mm
960	120	562 ± 10mm
1000	125	562 ± 10mm
1040	130	562 ± 10mm
1120	140	562 ± 10mm
1200	150	562 ± 10mm
1224	153	562 ± 10mm
1280	160	562 ± 10mm
1440	180	562 ± 10mm
1600	200	562 ± 10mm
1760	220	562 ± 10mm
1792	224	562 ± 10mm
2000	250	562 ± 10mm
2240	280	562 ± 10mm
2400	300	562 ± 10mm
2520	315	562 ± 10mm
2840	355	350 ± 10mm
3200	400	350 ± 10mm
3600	450	350 ± 10mm
4000	500	350 ± 10mm
4480	560	350 ± 10mm

8M		
Pitch length Lp, mm	Number of teeth Z	Sleeve Width
994	71	562 ± 10mm
1120	80	562 ± 10mm
1190	85	562 ± 10mm
1260	90	562 ± 10mm
1400	100	562 ± 10mm
1568	112	562 ± 10mm
1610	115	562 ± 10mm
1750	125	562 ± 10mm
1890	135	562 ± 10mm
1960	140	562 ± 10mm
2100	150	562 ± 10mm
2240	160	562 ± 10mm
2380	170	562 ± 10mm
2520	180	562 ± 10mm
2660	190	350 ± 10mm
2800	200	350 ± 10mm
3136	224	350 ± 10mm
3304	236	350 ± 10mm
3500	250	350 ± 10mm
3850	275	350 ± 10mm
3920	280	350 ± 10mm
4326	309	350 ± 10mm
4410	315	350 ± 10mm
4956	354	350 ± 10mm
5166	369	300 ± 10mm
6496	464	300 ± 10mm
6636	474	300 ± 10mm

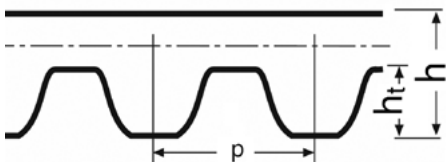
Heavy-duty timing belts for high acceleration forces and shock loads with a carbon tension member. High resistance against oils. Belt profiles 8M and 14M is available on request.

Product Properties

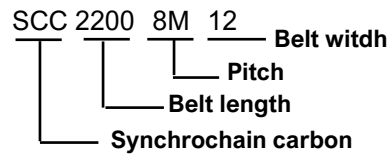
- Temperature range, depending on application, from -55 °C* to +80 °C
- PAH category 1 acc. to "2014 AfPS GS:01 PAK"
- Resistant to oils, grease and fuel
- Conditionally resistant to acid and lye
- Raw materials and production are silicone-free
- Ozone-resistant
- Suitable for tropical climates
- Aging-resistant
- Suitable for reverse flexing / reverse tensioning idlers
- Maintenance-free



Description		CTD 8M	CTD 14M
Belt widths available	mm	12	20
		21	37
		36	68
		62	90
		62	125
Pitch p	mm	8	14
Belt thickness, h	mm	5,6	10,0
Tooth height, ht	mm	3,4	6,0



Item no. example:



- Material: PU
- Cord: Carbon
- Temperature range: -55° to +80°

8M		
Pitch length Lp, mm	Number of teeth Z	Sleeve width
608	76	300 ± 10mm
640	80	300 ± 10mm
720	90	300 ± 10mm
800	100	300 ± 10mm
896	112	300 ± 10mm
920	115	300 ± 10mm
960	115	450 ± 10mm
960	120	300 ± 10mm
1000	125	300 ± 10mm
1040	130	300 ± 10mm
1120	140	300 ± 10mm
1200	150	450 ± 10mm
1224	153	450 ± 10mm
1280	160	300 ± 10mm
1440	180	450 ± 10mm
1600	200	450 ± 10mm
1760	220	450 ± 10mm
1792	224	450 ± 10mm
2000	250	450 ± 10mm
2200	275	450 ± 10mm
2240	280	450 ± 10mm
2400	300	450 ± 10mm
2520	315	450 ± 10mm
2660	325	450 ± 10mm
2800	350	450 ± 10mm
2840	355	450 ± 10mm
3200	400	450 ± 10mm
3600	450	450 ± 10mm
4000	500	450 ± 10mm
4480	560	450 ± 10mm

14M		
Pitch length Lp, mm	Number of teeth Z	Sleeve width
994	71	450 ± 10mm
1120	80	450 ± 10mm
1190	85	450 ± 10mm
1260	90	450 ± 10mm
1302	93	450 ± 10mm
1344	96	450 ± 10mm
1400	100	450 ± 10mm
1568	112	450 ± 10mm
1610	115	450 ± 10mm
1750	125	450 ± 10mm
1890	135	450 ± 10mm
1960	140	450 ± 10mm
2100	150	450 ± 10mm
2240	160	450 ± 10mm
2310	165	450 ± 10mm
2380	170	450 ± 10mm
2450	175	450 ± 10mm
2520	180	450 ± 10mm
2590	185	450 ± 10mm
2660	190	450 ± 10mm
2730	195	450 ± 10mm
2800	200	450 ± 10mm
2828	202	450 ± 10mm
3136	224	450 ± 10mm
3304	236	450 ± 10mm
3360	240	450 ± 10mm
3500	250	450 ± 10mm
3850	275	450 ± 10mm
3920	280	450 ± 10mm
4326	309	450 ± 10mm
4410	315	450 ± 10mm

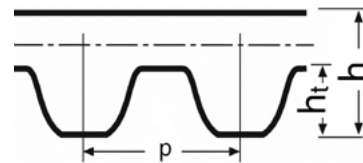
Heavy-duty timing belts for high acceleration forces and shock loads with a kevlar cord. High resistance against oils. Belt profiles available on request are 8M and 14M.

Product Properties

- Temperature range, from -55 °C to +180°C
- Antistatic acc. to ISO 9563
- Maintenance-free
- PU material oil resistant acc. to DIN 53428 (reference oil: IRM903)
- PU material ozone resistant acc. to DIN ISO 1431
- PU material resistant against light exposure acc. to DIN EN ISO 4892



Description		CTD 8M	CTD 14M
Belt widths available	mm	12	20
		21	37
		36	68
		62	90
		62	125
Pitch, p	mm	8	14
Belt thickness, h	mm	5,6	10,0
Tooth height, ht	mm	3,4	6,0




- Antistatic acc. to ISO 9563c
- Material: PU
- Cord: Carbon

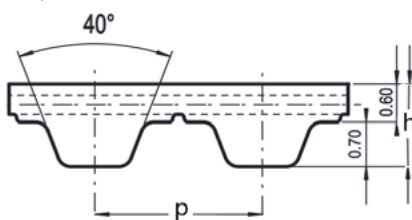
iSync belts are made with special polyurethane compound and high resistance steel tension cords which are processed with a unique and highly sophisticated technology to get a superior polyurethane belt. iSync belts offer optimal performance on all types of industrial applications.

Belt Properties

- High power transmission capabilities
- Maintenance free
- High chemical resistance and particularly to oils, greases and gasoline.
- Superior length stability
- No contamination of object in contact
- Clean power transmission with no dust dispersion

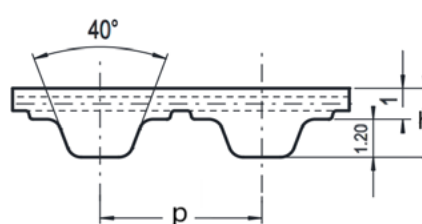


T2,5



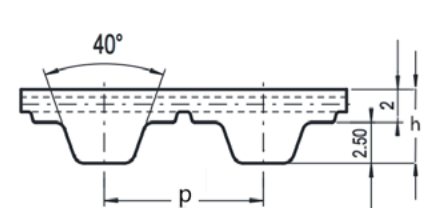
- Material: PU
- Cord: Steel
- Temperature range: -10°C to +80°C

T5



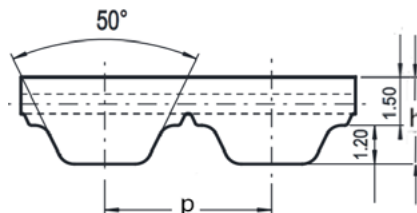
- Material: PU
- Cord: Steel
- Temperature range: -10°C to +80°C

T10



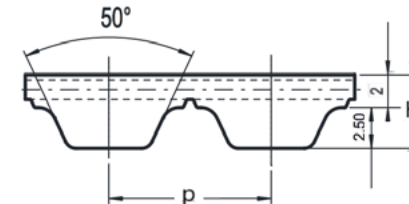
- Material: PU
- Cord: Steel
- Temperature range: -10°C to +80°C

AT5



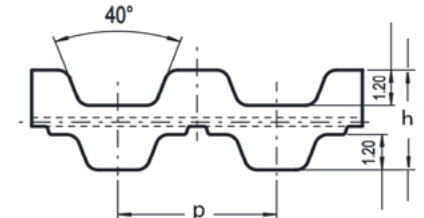
- Material: PU
- Cord: Steel
- Temperature range: -10°C to +80°C

AT10



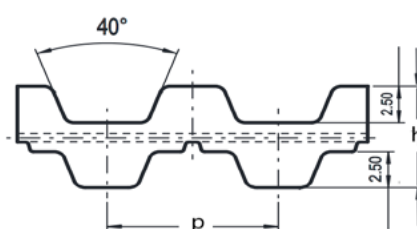
- Material: PU
- Cord: Steel
- Temperature range: -10°C to +80°C

DT5



- Material: PU
- Cord: Steel
- Temperature range: -10°C to +80°C

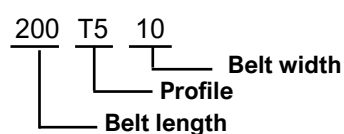
DT10



- Material: PU
- Cord: Steel
- Temperature range: -10°C to +80°C

Description		T2,5	T5	T10	AT5	AT10	DT5	DT10
Belt widths available	mm	6	10	16	10	16	10	16
		10	16	25	16	25	16	25
Pitch, p	mm	2,5	5	10	5	10	5	10
Belt height, h	mm	1,3	2,2	4,5	2,5	4,5	3,5	6,8

Item no. example:



T2,5	
Number of teeth Z	Pitch length Lp, mm
48	120
58	145
64	160
71	177
72	180
74	185
80	200
84	210
92	230
98	245
106	265
111	277,5
114	285
116	290
122	305
127	317
132	330
137	342,5
152	380
168	420
192	480
200	500
216	540
240	600
260	650
312	780
366	915
380	950

T5	
Number of teeth Z	Pitch length Lp, mm
33	165
36	180
37	185
40	200
42	210
43	215
44	220
45	225
49	245
50	250
51	255
52	260
54	270
55	275
56	280
59	295
60	300
61	305
64	320
65	325

Number of teeth Z	Pitch length Lp, mm
66	330
68	340
70	350
71	355
72	360
73	365
75	375
78	390
80	400
82	410
84	420
85	425
86	430
88	440
89	445
90	450
91	455
92	460
95	475
96	480
100	500
105	525
105	525
109	545
110	550
112	560
115	575
118	590
120	600
122	610
124	620
125	625
126	630
128	640
130	650
132	660
135	675
138	690
140	700
144	720
145	725
150	750
153	765
156	780
160	800
163	815
166	830
168	840
170	850
172	860
180	900
188	940
198	990
200	1000
215	1075
220	1100
223	1115
228	1140

Number of teeth Z	Pitch length Lp, mm
240	1200
243	1215
253	1265
255	1275
256	1280
263	1315
270	1350
271	1355
276	1380
288	1440
391	1955

T10	
Number of teeth Z	Pitch length Lp, mm
26	260
32	320
35	350
37	370
40	400
41	410
44	440
45	450
48	480
50	500
53	530
55	550
56	560
60	600
61	610
63	630
65	650
66	660
68	680
69	690
70	700
72	720
73	730
75	750
76	760
78	780
80	800
81	810
84	840
85	850
88	880
89	890
90	900
91	910
92	920
95	950
96	960
97	970
98	980

Number of teeth Z	Pitch length Lp, mm
100	1000
101	1010
105	1050
108	1080
110	1100
114	1140
115	1150
120	1200
121	1210
124	1240
125	1250
130	1300
132	1320
135	1350
139	1390
140	1400
142	1420
144	1440
145	1450
146	1460
150	1500
156	1560
160	1600
161	1610
170	1700
175	1750
178	1780
180	1800
188	1880
196	1960
225	2250

AT5	
Number of teeth Z	Pitch length Lp, mm
45	225
51	255
56	280
60	300
68	340
75	375
78	390
84	420
90	450
91	455
100	500
109	545
120	600
122	610
132	660
142	710
144	720
150	750

Number of teeth Z	Pitch length Lp, mm
156	780
165	825
172	860
195	975
210	1050
225	1125
256	1280
300	1500

AT10	
Number of teeth Z	Pitch length Lp, mm
50	500
53	530
56	560
58	580
60	600
61	610
66	660
70	700
73	730
78	780
80	800
81	810
84	840
88	880
89	890
92	920
96	960
98	980
100	1000
101	1010
105	1050
108	1080
110	1100
115	1150
120	1200
121	1210
123	1230
125	1250
128	1280
130	1300
132	1320
135	1350
136	1360
140	1400
142	1420
148	1480
150	1500
160	1600
170	1700
172	1720
180	1800
186	1860
194	1940

DT5	
Number of teeth Z	Pitch length Lp, mm
85	410
92	460
118	590
124	620
150	750
163	815
172	860
188	940
220	1100


DT10	
Number of teeth Z	Pitch length Lp, mm
26	260
53	530
63	630
66	660
72	720
81	810
84	840
92	920
98	980
110	1100
121	1210
124	1240
125	1250
132	1320
135	1350
142	1420
161	1610
188	1180

Our timing belts in PU is available in different kind of executions.
A number of different PU materials depending on application and also a number of different cord materials.

Elatech® M and V, are produced in standard roll lengths of 100m and delivered to any desired length (M). It can also be spliced and welded (V). Minimum length for a welded belt is L =800mm. Shorter length then 800m, on request.

ELA-flex SD™ are manufactured with truly endless steel cord, having no splice or welding. They are available in a wide range of profiles and pitches and can be made from 900mm up to 20000mm.

The unique chemical and mechanical features of the belts, together with a wide range of backings and cleats in different materials, makes this belts ideal for conveying applications. Temperature range from -10° to +80°



Timing Belts PU Open End

Profile		3M	5M	8M	14M	AT3	AT5	AT10	ATL10	AT20	T2,5	T5	T10
Roll length,	m	100	100	100	100	100	100	100	100	100	100	100	100
Belt height, h	mm	2,4	3,8	6	10	1,9	2,7	4,5	4,8	8	1,6	2,2	4,5
Pitch p	mm	3	5	8	14	3	5	10	10	20	2,5	5	10
Cord material		Steel	Steel	Steel	Steel	Steel	Steel	Steel	Steel HP	Steel	Steel	Steel	Steel

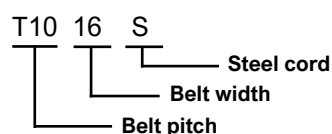
Timing Belts PU Open End

Profile		T20	RPP5M	RPP8M	RPP14M	E5M	E8M	E10M	E14M	MXL	XL	L	H
Roll length	m	100	100	100	100	100	100	100	100	100	100	100	100
Belt height, h	mm	8	3,8	5,4	9,7	3,6	5,33	6,1	8,64	1,55	2,3	3,6	4,3
Pitch p	mm	20	5	8	14	3	5	10	14	2,032	5,08	9,525	12,7
Cord material		Steel	Steel	Steel	Steel	Steel	Steel	Steel	Steel	Steel	Steel	Steel	Steel

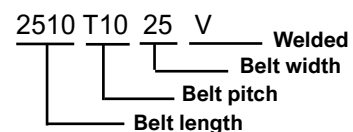
Jens S. have welding tools and can deliver jointed belts for the following PU-belts.

Profile	Belt width
RPP8M	20, 30, 50
L	050, 100
T5	10, 16, 25
T10	16, 20, 25, 32, 50
AT5	10, 16, 25
AT10	16, 25, 32, 50
E5M	12,5
E8M	16, 25, 32, 50

Item no. example open end:



Item no. example welded:



Profile	Belt width w, mm	Weight kg/m
HTD 3M	10	0,02
HTD 3M	15	0,03
HTD 3M	20	0,04
HTD 3M	25	0,06
HTD 3M	50	0,12
HTD 3M	100	0,24
HTD 5M	10	0,05
HTD 5M	15	0,07
HTD 5M	25	0,12
HTD 5M	50	0,24
HTD 5M	100	0,48
HTD 8M	10	0,07
HTD 8M	15	0,1
HTD 8M	20	0,14
HTD 8M	30	0,21
HTD 8M	50	0,35
HTD 8M	85	0,59
HTD 8M	100	0,69
HTD 14M	40	0,44
HTD 14M	55	0,61
HTD 14M	85	0,94
HTD 14M	100	1,09
HTD 14M	115	1,25
HTD 14M	150	1,68
AT3	10	0,022
AT3	12	0,026
AT3	16	0,035
AT3	20	0,044
AT3	25	0,054
AT3	50	0,108
AT3	100	0,216
AT5	10	0,03
AT5	12	0,04
AT5	16	0,05
AT5	20	0,06
AT5	25	0,09
AT5	32	0,11
AT5	50	0,17
AT5	75	0,26
AT5	100	0,34
AT10	10	0,06
AT10	16	0,09
AT10	25	0,15
AT10	32	0,19
AT10	50	0,3
AT10	75	0,44
AT10	100	0,59
AT10	150	0,9
AT10	10	0,07
AT10	16	0,11
AT10	25	0,17
AT10	32	0,22
AT10	50	0,35
AT10	75	0,52
AT10	100	0,69
AT10	150	0,85

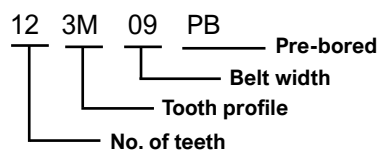
Profile	Belt width w, mm	Weight kg/m
AT20	25	0,24
AT20	32	0,31
AT20	50	0,48
AT20	75	0,73
AT20	100	0,97
AT20	150	1,45
T2,5	4	0,004
T2,5	6	0,007
T2,5	10	0,011
T2,5	20	0,022
T2,5	50	0,055
T2,5	100	0,11
T5	10	0,021
T5	12	0,023
T5	16	0,034
T5	20	0,042
T5	25	0,053
T5	32	0,067
T5	50	0,105
T5	75	0,158
T5	100	0,21
T5	150	0,315
T10	10	0,05
T10	16	0,07
T10	20	0,09
T10	25	0,11
T10	32	0,15
T10	50	0,23
T10	75	0,34
T10	100	0,45
T10	150	0,68
T10	200	0,6
T20	25	0,2
T20	32	0,26
T20	50	0,41
T20	75	0,61
T20	100	0,82
T20	150	1,23
RPP5	10	0,05
RPP5	15	0,07
RPP5	25	0,12
RPP5	50	0,23
RPP5	100	0,46
RPP8	10	0,07
RPP8	15	0,1
RPP8	20	0,14
RPP8	30	0,2
RPP8	50	0,35
RPP8	85	0,6
RPP8	100	0,75
RPP14	40	0,48
RPP14	55	0,68
RPP14	85	1

Profile	Belt width w, mm	Weight kg/m
RPP14	100	1,22
RPP14	115	1,4
E5M	12,5	0,06
E5M	25	0,12
E8M	16	0,085
E8M	25	0,145
E8M	32	0,18
E8M	50	0,3
E10M	16	0,12
E10M	25	0,18
E10M	32	0,23
E10M	50	0,37
E10M	75	0,54
E10M	100	0,74
E14M	35	0,4
E14M	52,5	0,6
E14M	70	0,8
E14M	105	1,20

Profile	Belt width w, mm	Belt width Inch	Weight kg/m
MXL	6,35	025	0,014
MXL	9,525	037	0,02
MXL	12,7	050	0,025
XL	6,35	025	0,015
XL	9,525	037	0,023
XL	12,7	050	0,031
XL	19,05	075	0,046
XL	25,4	100	0,061
XL	38,1	150	0,092
L	12,7	050	0,049
L	19,05	075	0,073
L	25,4	100	0,098
L	38,1	150	0,146
L	50,8	200	0,195
L	76,2	300	0,293
L	101,6	400	0,39
H	12,7	050	0,05
H	19,05	075	0,08
H	25,4	100	0,11
H	38,1	150	0,16
H	50,8	200	0,22
H	76,2	300	0,32
H	101,6	400	0,43
H	152,4	600	0,56
H	203,2	800	0,65



Item no. example:



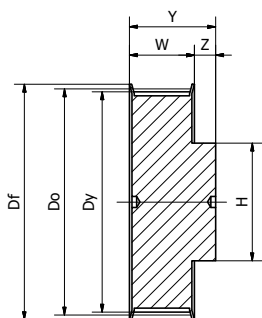
Our HTD timing pulleys with solid hub are available in pitches 3M, 5M and 8M. Materials are aluminum, steel and cast iron. Jens S are able to machine Your pulleys to desired bore in our mechanical work shop.

Pulleys with pitch 3M are all made in aluminium.

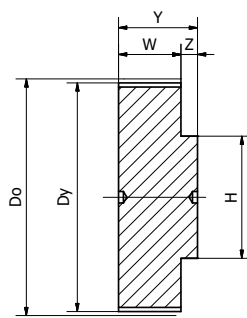
Pulleys with pitch 5M are made in steel, except for those with teeth ≥ 44 . These pulleys are made in aluminium.

Pulleys with pitch 8M are made in steel, except for those with teeth ≥ 80 . These pulleys are made in cast iron.

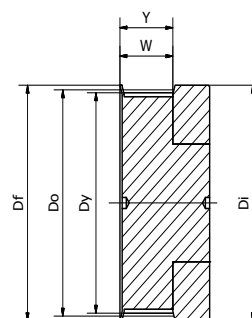
3M09											
Number of teeth	Belt width [mm]	Execution	Do [mm]	Dy [mm]	Df [mm]	W [mm]	H [mm]	Y [mm]	Z [mm]	Weight [kg]	Material
10	9	2	9,55	8,79	13	10,2	13	17,5	7,3	0,004	Aluminum
12	9	2	11,46	10,7	15	10,2	15	17,5	7,3	0,006	
14	9	2	13,37	12,61	16	10,2	18	17,5	7,3	0,007	
15	9	2	14,32	13,56	17,5	10,2	18	17,5	7,3	0,008	
16	9	1	15,28	14,52	17,5	12,8	10	20,6	7,8	0,007	
18	9	1	17,19	16,43	20	12,8	10	20,6	7,8	0,008	
20	9	1	19,1	18,34	23	12,8	13	20,6	7,8	0,01	
21	9	1	20,02	19,29	25	12,8	13	20,6	7,8	0,013	
22	9	1	21,01	20,25	25	12,8	13	20,6	7,8	0,014	
24	9	1	22,92	22,16	25	12,8	14	20,6	7,8	0,016	
26	9	1	24,83	24,07	28	12,8	16	20,6	7,8	0,018	
28	9	1	26,74	25,98	32	12,8	18	20,6	7,8	0,024	
30	9	1	28,65	27,89	32	12,8	20	20,6	7,8	0,028	
32	9	1	30,56	29,8	36	12,8	22	20,6	7,8	0,032	
36	9	1	34,38	33,62	39	13,4	26	22,2	8,8	0,045	
40	9	1	38,2	37,44	42	13,4	28	22,2	8,8	0,055	
44	9	1	42,02	41,26	48	13,4	33	22,2	8,8	0,074	
48	9	1A	45,84	45,08	-	13,4	33	22,2	8,8	0,074	
60	9	1A	57,3	56,54	-	13,4	33	22,2	8,8	0,106	
72	9	1A	68,75	67,99	-	13,4	33	22,2	8,8	0,145	



1

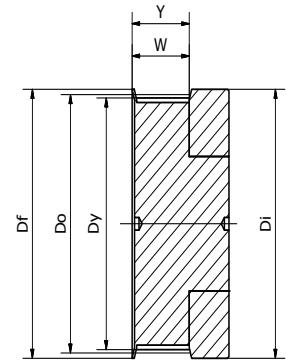


1A



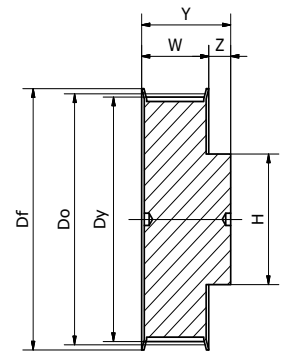
2

3M15											
Number of teeth	Belt width [mm]	Execution	Do [mm]	Dy [mm]	Df [mm]	W [mm]	H [mm]	Y [mm]	Z [mm]	Weight [kg]	Material
10	15	2	9,55	8,79	13	17,5	13	26	9	0,006	Aluminum
12	15	2	11,46	10,7	15	17,5	15	26	9	0,008	
14	15	2	13,37	12,61	16	17,5	18	26	9	0,01	
15	15	2	14,32	13,56	17,5	17,5	18	26	9	0,012	
16	15	1	15,28	14,52	17,5	20,6	10	26	6,5	0,01	
18	15	1	17,19	16,43	20	20,6	10	26	6,5	0,012	
20	15	1	19,1	18,34	23	20,6	13	26	6,5	0,014	
21	15	1	20,02	19,29	25	20,6	13	26	6,5	0,016	
22	15	1	21,01	20,25	25	20,6	13	26	6,5	0,018	
24	15	1	22,92	22,16	25	20,6	14	26	6,5	0,02	
26	15	1	24,83	24,07	28	20,6	16	26	6,5	0,027	
28	15	1	26,74	25,98	32	20,6	18	26	6,5	0,03	
30	15	1	28,65	27,89	32	20,6	20	26	6,5	0,035	
32	15	1	30,56	29,8	36	20,6	22	26	6,5	0,042	
36	15	1	34,38	33,62	39	22,2	26	30	10	0,06	
40	15	1	38,2	37,44	42	22,2	28	30	10	0,075	
44	15	1	42,02	41,26	48	22,2	33	30	10	0,095	
48	15	1A	45,84	45,08	-	22,2	33	30	10	0,103	
60	15	1A	57,3	56,54	-	22,2	33	30	10	0,15	
72	15	1A	68,75	67,99	-	22,2	33	30	10	0,212	

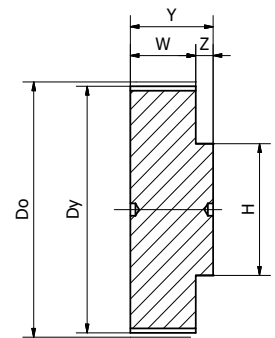


2

5M09												
Number of teeth	Belt width [mm]	Execution	Do [mm]	Dy [mm]	Df [mm]	Di [mm]	W [mm]	H [mm]	Y [mm]	Z [mm]	Weight [kg]	Material
12	9	1	19,1	17,96	23	-	14,5	12	20	5,5	0,028	Steel
14	9	1	22,28	21,14	25	-	14,5	13	20	5,5	0,034	
15	9	1	23,87	22,73	28	-	14,5	16	20	5,5	0,042	
16	9	1	25,46	24,32	28	-	14,5	16,5	20	5,5	0,05	
18	9	1	28,65	27,51	32	-	14,5	20	20	5,5	0,07	
20	9	1	31,83	30,69	36	-	14,5	23	20	8,0	0,094	
21	9	1	33,42	32,28	38	-	14,5	24	22,5	8	0,11	
22	9	1	35,01	33,87	39	-	14,5	25,5	22,5	8	0,118	
24	9	1	38,2	37,06	42	-	14,5	27	22,5	8	0,145	
26	9	1	41,38	40,24	44	-	14,5	30	22,5	8	0,17	
28	9	1	44,56	43,42	48	-	14,5	30,5	22,5	8	0,2	
30	9	1	47,75	46,6	51	-	14,5	35	22,5	8	0,236	
32	9	1	50,93	49,79	54	-	14,5	38	22,5	8	0,27	
36	9	1	57,3	56,16	60	-	14,5	38	22,5	8	0,324	
40	9	1	63,66	62,52	71	-	14,5	38	22,5	8	0,4	
44	9	1A	70,03	68,89	-	-	14,5	38	22,5	11	0,17	Aluminum
48	9	1A	76,39	75,25	-	-	14,5	45	25,5	11	0,182	
60	9	1A	95,49	94,35	-	-	14,5	45	25,5	11	0,23	
72	9	3A	114,59	113,45	-	90	14,5	45	25,5	11	0,27	

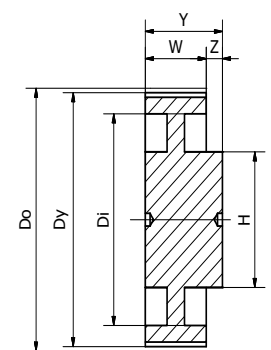


1



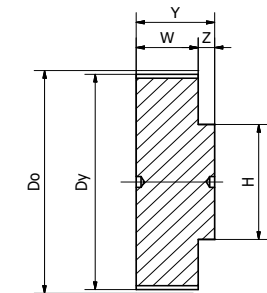
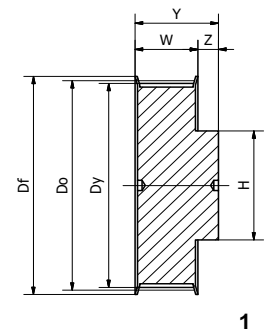
1A

5M15												
Number of teeth	Belt width [mm]	Execution	Do [mm]	Dy [mm]	Df [mm]	Di [mm]	W [mm]	H [mm]	Y [mm]	Z [mm]	Weight [kg]	Material
12	15	1	19,1	17,96	23	-	20,5	12	26	5,5	0,034	Steel
14	15	1	22,28	21,14	25	-	20,5	13	26	5,5	0,046	
15	15	1	23,87	22,73	28	-	20,5	16	26	5,5	0,056	
16	15	1	25,46	24,32	28	-	20,5	16,5	26	5,5	0,064	
18	15	1	28,65	27,51	32	-	20,5	20	26	5,5	0,086	
20	15	1	31,83	30,69	36	-	20,5	23	26	5,5	0,112	
21	15	1	33,42	32,28	38	-	20,5	24	26	5,5	0,13	
22	15	1	35,01	33,87	39	-	20,5	25,5	26	5,5	0,14	
24	15	1	38,2	37,06	42	-	20,5	27	28	7,5	0,18	
26	15	1	41,38	40,24	44	-	20,5	30	28	7,5	0,22	
28	15	1	44,56	43,42	48	-	20,5	35	28	7,5	0,25	
30	15	1	47,75	46,6	51	-	20,5	38	28	7,5	0,3	
32	15	1	50,93	49,79	54	-	20,5	38	28	7,5	0,35	
36	15	1	57,3	56,16	60	-	20,5	38	28	7,5	0,426	
40	15	1	63,66	62,52	71	-	20,5	38	28	7,5	0,52	
44	15	1A	70,03	68,89	-	-	20,5	38	30	9,5	0,225	Aluminum
48	15	1A	76,39	75,25	-	-	20,5	38	30	9,5	0,187	
60	15	1A	95,49	94,35	-	-	20,5	50	30	9,5	0,305	
72	15	3A	114,59	113,45	-	90	20,5	50	30	9,5	0,375	

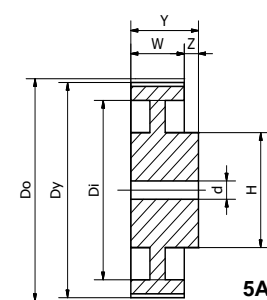
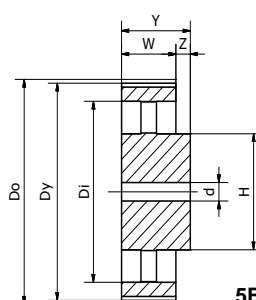
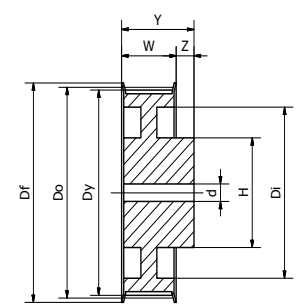
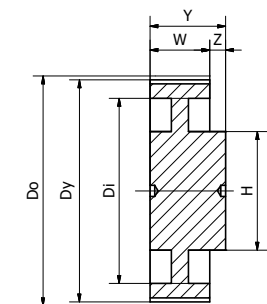


3A

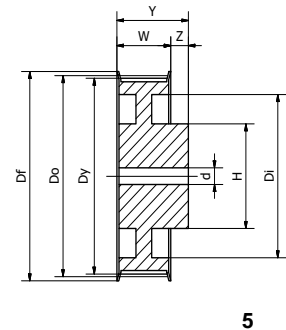
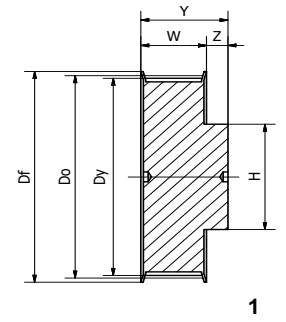
5M25												
Number of teeth	Belt width [mm]	Execution	Do [mm]	Dy [mm]	Df [mm]	Di [mm]	W [mm]	H [mm]	Y [mm]	Z [mm]	Weight [kg]	Material
12	25	1	19,1	17,96	23	-	30	12	36	6	0,05	Steel
14	25	1	22,28	21,14	25	-	30	13	36	6	0,07	
15	25	1	23,87	22,73	28	-	30	16	36	6	0,08	
16	25	1	25,46	24,32	28	-	30	16,5	36	6	0,1	
18	25	1	28,65	27,51	32	-	30	20	36	6	0,12	
20	25	1	31,83	30,69	36	-	30	23	36	6	0,16	
21	25	1	33,42	32,28	38	-	30	24	38	8	0,019	
22	25	1	35,01	33,87	39	-	30	25,5	38	8	0,21	
24	25	1	38,2	37,06	42	-	30	27	38	8	0,25	
26	25	1	41,38	40,24	44	-	30	30	38	8	0,3	
28	25	1	44,56	43,42	48	-	30	30,5	38	8	0,35	
30	25	1	47,75	46,6	51	-	30	35	38	8	0,42	
32	25	1	50,93	49,79	54	-	30	38	38	8	0,48	
36	25	1	57,3	56,16	60	-	30	38	38	8	0,529	
40	25	1	63,66	62,52	71	-	30	38	38	8	0,74	
44	25	1A	70,03	68,89	-	-	30	38	40	10	0,32	Aluminum
48	25	1A	76,39	75,25	-	-	30	38	40	10	0,275	
60	25	1A	95,49	94,35	-	-	30	50	40	10	0,435	
72	25	3A	114,59	113,45	-	90	30	50	40	10	0,525	



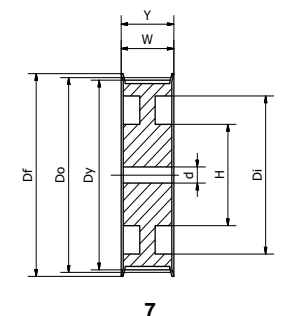
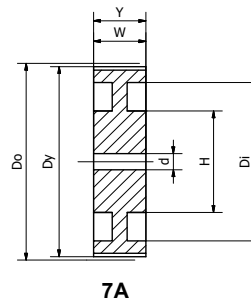
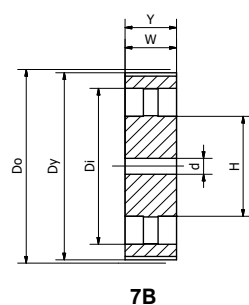
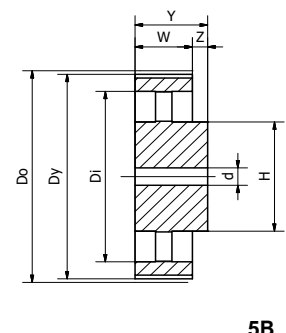
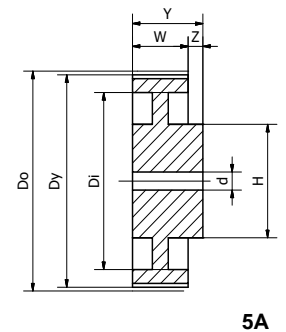
8M20												
Number of teeth	Belt width [mm]	Execution	Do [mm]	Dy [mm]	Df [mm]	Di [mm]	W [mm]	H [mm]	Y [mm]	Z [mm]	Weight [kg]	Material
18	20	1	45,84	44,46	50	-	28	32	38	10	0,4	Steel
20	20	1	50,93	49,56	57	-	28	36	38	10	0,48	
22	20	1	56,02	54,65	60	-	28	43	38	10	0,54	
24	20	1	61,12	59,74	66	-	28	49	38	10	0,65	
26	20	1	66,21	64,84	70	-	28	50	38	10	0,8	
28	20	1	71,3	69,93	75	-	28	55	38	10	0,87	
30	20	1	76,39	75,02	83	-	28	60	38	10	1,02	
32	20	1	81,49	80,12	87	-	28	64	38	10	1,2	
34	20	1	86,58	85,21	91	-	28	70	38	10	1,4	
36	20	1	91,67	90,3	97	-	28	75	38	10	1,55	
38	20	1	96,77	95,39	102	-	28	80	38	10	1,65	
40	20	1	101,86	100,49	106	-	28	85	38	10	1,74	
44	20	1	112,05	110,67	120	-	28	96	38	10	2,1	
48	20	1	122,2	120,86	128	-	28	104	38	10	2,44	
56	20	5	142,6	141,23	150	117	28	80	38	10	2,6	
60	20	5	152,79	151,42	158	127	28	80	38	10	2,7	
64	20	5	162,97	161,6	168	137	28	80	38	10	2,9	
72	20	5	183,35	181,97	192	158	28	80	38	10	3,1	
80	20	5A	203,72	202,35	-	179	28	90	38	10	3,8	Cast Iron
84	20	5A	213,98	212,53	-	190	28	90	38	10	4,2	
90	20	5A	229,2	227,8	-	204	28	90	38	10	4,2	
112	20	5B	285,21	283,83	-	260	28	90	38	10	5,2	
114	20	5B	366,69	365,32	-	342	28	90	38	10	7,5	
168	20	5B	427,8	426,42	-	403	28	100	38	10	10	
192	20	5B	488,92	487,54	-	465	28	100	38	10	14,4	



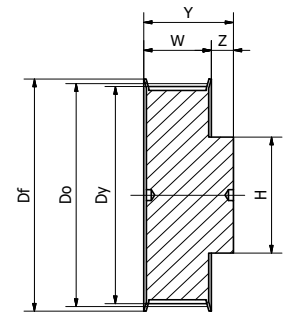
8M30												
Number of teeth	Belt width [mm]	Execution	Do [mm]	Dy [mm]	Df [mm]	Di [mm]	W [mm]	H [mm]	Y [mm]	Z [mm]	Weight [kg]	Material
18	30	1	45,84	44,46	50	-	38	32	48	10	0,5	Steel
20	30	1	50,93	49,56	57	-	38	36	48	10	0,57	
22	30	1	56,02	54,65	60	-	38	43	48	10	0,69	
24	30	1	61,12	59,74	66	-	38	49	48	10	0,84	
26	30	1	66,21	64,84	70	-	38	50	48	10	1	
28	30	1	71,3	69,93	75	-	38	55	48	10	1,12	
30	30	1	76,39	75,02	83	-	38	60	48	10	1,32	
32	30	1	81,49	80,12	87	-	38	64	48	10	1,53	
34	30	1	86,58	85,21	91	-	38	70	48	10	1,8	
36	30	1	91,67	90,3	97	-	38	75	48	10	1,99	
39	30	1	96,77	95,39	102	-	38	80	48	10	2,27	
40	30	1	101,86	100,49	106	-	38	85	48	10	2,4	
44	30	1	112,05	110,67	120	-	38	96	48	10	2,8	
48	30	1	122,2	120,86	128	-	38	104	48	10	3,2	
56	30	5	142,6	141,23	150	117	38	90	48	10	3,6	
61	30	5	152,79	151,42	158	127	38	90	48	10	3,8	
64	30	5	162,97	161,6	168	137	38	90	48	10	4,3	
72	30	5	183,35	181,97	192	158	38	95	48	10	4,8	
80	30	5A	203,72	202,35	-	179	38	100	48	10	5,1	
84	30	5A	213,98	212,53	-	190	38	100	48	10	5,6	
90	30	5A	229,2	227,8	-	204	38	100	48	10	5,7	
112	30	5B	285,21	283,83	-	260	38	100	48	10	6,8	
114	30	5B	366,69	365,32	-	342	38	100	48	10	9,3	
168	30	5B	427,8	426,42	-	403	38	100	48	10	11,4	
192	30	5B	488,92	487,54	-	465	38	100	48	10	16	



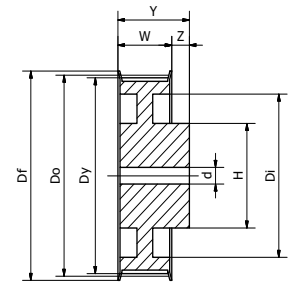
8M50												
Number of teeth	Belt width [mm]	Execution	Do [mm]	Dy [mm]	Df [mm]	Di [mm]	W [mm]	H [mm]	Y [mm]	Z [mm]	Weight [kg]	Material
18	50	1	45,84	44,46	51	-	60	32	70	10	0,7	Steel
20	50	1	50,93	49,56	57	-	60	36	70	10	0,85	
22	50	1	56,02	54,65	60	-	60	43	70	10	1	
24	50	1	61,12	59,74	66	-	60	49	70	10	1,23	
26	50	1	66,21	64,84	70	-	60	50	70	10	1,5	
28	50	1	71,3	69,93	75	-	60	55	70	10	1,67	
30	50	1	76,39	75,02	82	-	60	60	70	10	1,97	
32	50	1	81,49	80,12	87	-	60	64	70	10	2,27	
34	50	1	86,58	85,21	91	-	60	70	70	10	2,69	
36	50	1	91,67	90,3	97	-	60	75	70	10	2,97	
40	50	1	96,77	95,39	102	-	60	80	70	10	3,23	
40	50	1	101,86	100,49	106	-	60	85	70	10	3,5	
44	50	1	112,05	110,67	120	-	60	96	70	10	3,9	
48	50	1	122,2	120,86	128	-	60	104	70	10	4,3	
56	50	7	142,6	141,23	150	117	60	90	60	-	5	
62	50	7	152,79	151,42	158	127	60	100	60	-	5,5	
64	50	7	162,97	161,6	168	137	60	100	60	-	5,6	
72	50	7	183,35	181,97	192	158	60	100	60	-	6,8	
80	50	7A	203,72	202,35	-	179	60	110	60	-	6,9	
84	50	7B	213,98	212,53	-	190	60	110	60	-	7,3	
90	50	7B	229,2	227,8	-	204	60	110	60	-	8,6	
112	50	7B	285,21	283,83	-	260	60	110	60	-	9,6	
114	50	7B	366,69	365,32	-	342	60	110	60	-	13,8	
168	50	7B	427,8	426,42	-	403	60	120	60	-	16	
192	50	7B	488,92	487,54	-	465	60	130	60	-	22,4	



8M85												Material
Number of teeth	Belt width [mm]	Execution	Do [mm]	Dy [mm]	Df [mm]	Di [mm]	W [mm]	H [mm]	Y [mm]	Z [mm]	Weight [kg]	
22	85	1	56,02	54,65	60	-	95	43	105	10	1,59	Steel
24	85	1	61,12	59,74	66	-	95	45	105	10	1,9	
26	85	1	66,21	64,84	70	-	95	48	105	10	2,25	
28	85	1	71,3	69,93	75	-	95	55	105	10	2,55	
30	85	1	76,39	75,02	82	-	95	60	105	10	3	
32	85	1	81,49	80,12	87	-	95	64	105	10	3,57	
34	85	1	86,58	85,21	91	-	95	70	105	10	4	
36	85	1	91,67	90,3	97	-	95	75	105	10	4,5	
40	85	1	101,86	100,49	106	-	95	80	105	10	5,2	
41	85	1	96,77	95,39	102	-	95	85	105	10	4,9	
44	85	1	112,05	110,67	120	-	95	96	105	10	6,6	
48	85	1	122,2	120,86	128	-	95	100	105	10	7,6	
56	85	1	142,6	141,23	150	-	95	107	105	10	9,8	
64	85	7	162,97	161,6	168	137	95	100	95	-	10,4	
72	85	7	183,35	181,97	192	158	95	110	95	-	11,4	
80	85	7A	203,72	202,35	-	179	95	110	95	-	11,1	
84	85	7A	213,98	212,53	-	190	95	110	95	-	11,6	
90	85	7B	229,2	227,8	-	204	95	110	95	-	13,2	
112	85	7B	285,21	283,83	-	260	95	110	95	-	15	
114	85	7B	366,69	365,32	-	342	95	120	95	-	21,5	
168	85	7B	427,8	426,42	-	403	95	120	95	-	24,1	
192	85	7B	488,92	487,54	-	465	95	130	95	-	30,6	

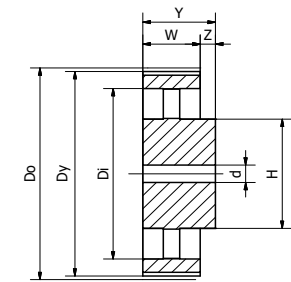


1

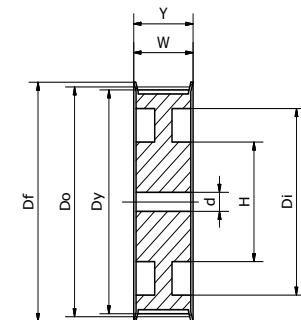


5

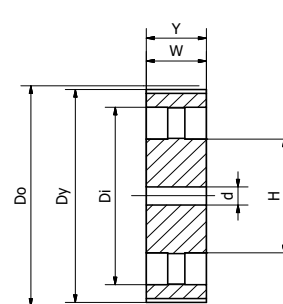
14M40												Material
Number of teeth	Belt width [mm]	Execution	Do [mm]	Dy [mm]	Df [mm]	Di [mm]	W [mm]	H [mm]	Y [mm]	Z [mm]	Weight [kg]	
28	40	1	124,78	122,12	128	-	54	100	69	15	Steel	
29	40	1	129,23	126,57	138	-	54	107	69	15		
30	40	1	133,69	130,99	138	-	54	107	69	15		
32	40	1	142,6	139,88	154	-	54	114	69	15		
34	40	1	151,51	148,79	160	-	54	122	69	15		
36	40	1	160,43	157,68	168	-	54	128	69	15		
38	40	1	169,34	166,6	183	-	54	141	69	15		
40	40	1	178,25	175,49	198	-	54	148	69	15		
44	40	5	196,08	193,28	211	154	54	120	69	15		
48	40	5	213,9	211,11	226	172	54	135	69	15		
56	40	5	249,55	246,76	256	207	54	135	69	15		
60	40	5	267,38	264,59	275	225	54	135	69	15		
64	40	5	285,21	282,41	296	243	54	135	69	15		
72	40	5B	320,86	318,06	-	279	54	135	69	15		Cast iron
80	40	5B	356,51	353,71	-	314	54	135	69	15		
84	40	5B	374,33	371,54	-	332	54	135	69	15		
90	40	5B	401,07	398,28	-	359	54	135	69	15		
112	40	5B	499,11	496,32	-	457	54	135	69	15		
144	40	5B	641,71	638,92	-	600	54	135	69	15		



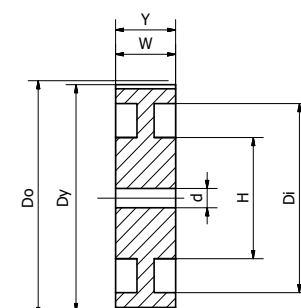
5B



7

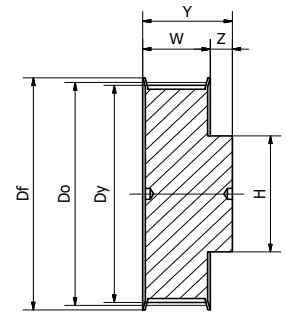


7B

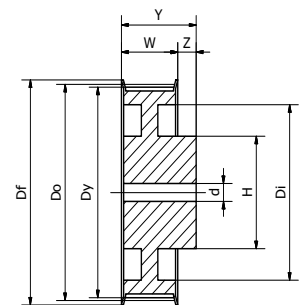


7A

14M55											
Number of teeth	Belt width [mm]	Execution	Do [mm]	Dy [mm]	Df [mm]	Di [mm]	W [mm]	H [mm]	Y [mm]	Z [mm]	Material
28	55	1	124,78	122,12	128	-	70	100	85	15	Steel
29	55	1	129,23	126,57	138	-	70	107	85	15	
30	55	1	133,69	130,99	138	-	70	107	85	15	
32	55	1	142,6	139,88	154	-	70	114	85	15	
34	55	1	151,51	148,79	160	-	70	122	85	15	
36	55	1	160,43	157,68	168	-	70	128	85	15	
38	55	1	169,34	166,6	183	-	70	141	85	15	
40	55	1	178,25	175,49	198	-	70	148	85	15	
44	55	5	196,08	193,28	211	154	70	120	85	15	
48	55	7	213,9	211,11	226	172	70	135	70	-	
56	55	7	249,55	246,76	256	207	70	135	70	-	
60	55	7	267,38	264,59	275	225	70	135	70	-	
64	55	7	285,21	282,41	296	243	70	135	70	-	
72	55	7B	320,86	318,06	-	279	70	135	70	-	
80	55	7B	356,51	353,71	-	314	70	135	70	-	
84	55	7B	374,33	371,54	-	332	70	135	70	-	
90	55	7B	401,07	398,28	-	359	70	135	70	-	
112	55	7B	499,11	496,32	-	457	70	135	70	-	
144	55	7B	641,71	638,92	-	600	70	135	70	-	

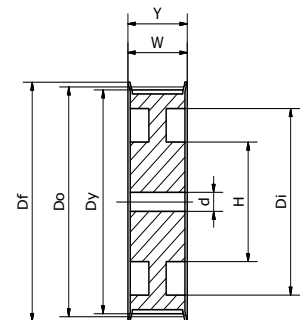


1

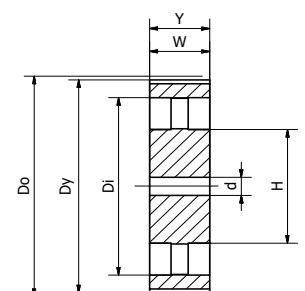


5

14M85											
Number of teeth	Belt width [mm]	Execution	Do [mm]	Dy [mm]	Df [mm]	Di [mm]	W [mm]	H [mm]	Y [mm]	Z [mm]	Material
28	85	1	124,78	122,12	128	-	102	100	117	15	Steel
29	85	1	129,23	126,57	138	-	102	107	117	15	
30	85	1	133,69	130,99	138	-	102	107	117	15	
32	85	1	142,6	139,88	154	-	102	114	117	15	
34	85	1	151,51	148,79	160	-	102	122	117	15	
36	85	1	160,43	157,68	168	-	102	128	117	15	
38	85	1	169,34	166,6	183	-	102	141	117	15	
40	85	1	178,25	175,49	198	-	102	148	117	15	
44	85	1	196,08	193,28	211	-	102	169	117	15	
48	85	1	213,9	211,11	226	-	102	186	117	15	
56	85	7	249,55	246,76	256	207	102	150	102	-	
60	85	7	267,38	264,59	275	225	102	150	102	-	
64	85	7	285,21	282,41	296	243	102	150	102	-	
72	85	7B	320,86	318,06	-	279	102	150	102	-	
80	85	7B	356,51	353,71	-	314	102	150	102	-	
84	85	7B	374,33	371,54	-	332	102	150	102	-	
90	85	7B	401,07	398,28	-	359	102	150	102	-	
112	85	7B	499,11	496,32	-	457	102	150	102	-	
144	85	7B	641,71	638,92	-	600	102	150	102	-	

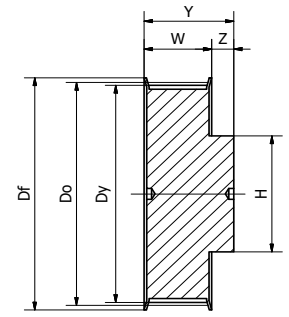


7

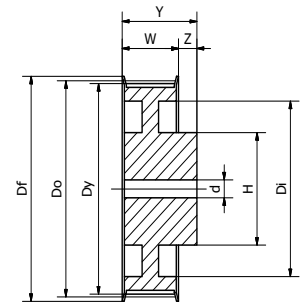


7B

14M115											
Number of teeth	Belt width [mm]	Execution	Do [mm]	Dy [mm]	Df [mm]	Di [mm]	W [mm]	H [mm]	Y [mm]	Z [mm]	Material
28	115	1	124,78	122,12	128	-	133	148	148	15	Steel
29	115	1	129,23	126,57	138	-	133	107	148	15	
30	115	1	133,69	130,99	138	-	133	107	148	15	
32	115	1	142,6	139,88	154	-	133	114	148	15	
34	115	1	151,51	148,79	160	-	133	122	148	15	
36	115	1	160,43	157,68	168	-	133	128	148	15	
38	115	1	169,34	166,6	183	-	133	141	148	15	
40	115	1	178,25	175,49	198	-	133	148	148	15	
44	115	1	196,08	193,28	211	-	133	120	148	15	
48	115	1	213,9	211,11	226	-	133	135	148	15	
56	115	5	249,55	246,76	256	207	133	135	148	15	
60	115	7	267,38	264,59	275	225	133	135	133	-	
64	115	7	285,21	282,41	296	243	133	135	133	-	
72	115	7B	320,86	318,06	-	279	133	135	133	-	
80	115	7B	356,51	353,71	-	314	133	135	133	-	
84	115	7B	374,33	371,54	-	332	133	135	133	-	
90	115	7B	401,07	398,28	-	359	133	135	133	-	
112	115	7B	499,11	496,32	-	457	133	135	133	-	
144	115	7B	641,71	638,92	-	600	133	135	133	-	

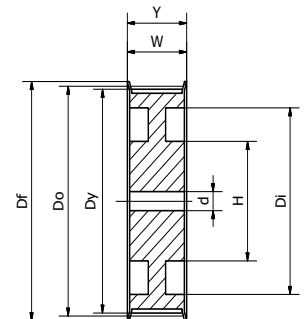


1

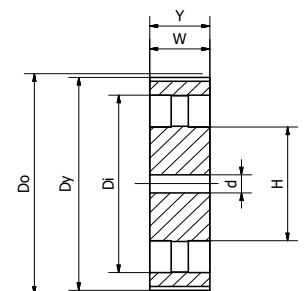


5


14M170											
Number of teeth	Belt width [mm]	Execution	Do [mm]	Dy [mm]	Df [mm]	Di [mm]	W [mm]	H [mm]	Y [mm]	Z [mm]	Material
28	170	1	124,78	122,12	128	-	187	148	202	15	Steel
29	170	1	129,23	126,57	138	-	187	107	202	15	
30	170	1	133,69	130,99	138	-	187	107	202	15	
32	170	1	142,6	139,88	154	-	187	114	202	15	
34	170	1	151,51	148,79	160	-	187	122	202	15	
36	170	1	160,43	157,68	168	-	187	128	202	15	
38	170	1	169,34	166,6	183	-	187	141	202	15	
40	170	1	178,25	175,49	198	-	187	148	202	15	
44	170	5	196,08	193,28	211	-	187	120	202	15	
48	170	7	213,9	211,11	226	-	187	135	202	15	
56	170	5	249,55	246,76	256	207	187	135	202	15	
60	170	5	267,38	264,59	275	225	187	135	202	15	
64	170	5	285,21	282,41	296	243	187	135	202	-	
72	170	7A	320,86	318,06	-	279	187	135	187	-	
80	170	7A	356,51	353,71	-	314	187	135	187	-	
84	170	7B	374,33	371,54	-	332	187	135	187	-	
90	170	7B	401,07	398,28	-	359	187	135	187	-	
112	170	7B	499,11	496,32	-	457	187	135	187	-	
144	170	7B	641,71	638,92	-	600	187	135	187	-	



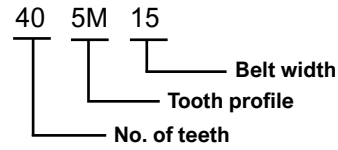
7



7B

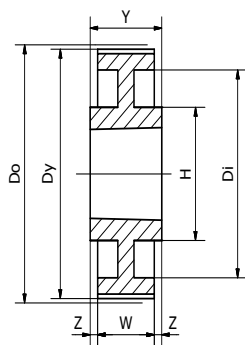


Item no. example:

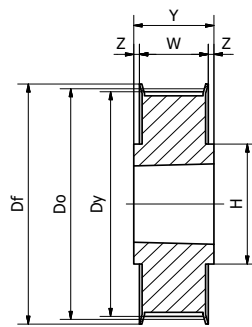


Our HTD pulleys with taper bush bore are available in pitches 5M, 8M and 14M. Jens S. are able to machine your pulleys to desired bore in our mechanical work shop.

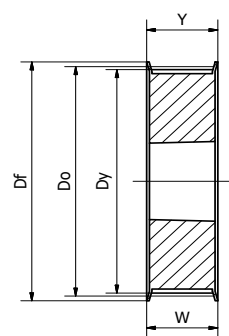
5M15															
Number of teeth	Belt width [mm]	Execution	Do [mm]	Dy [mm]	Df [mm]	Di [mm]	W [mm]	H [mm]	Z [mm]	Y [mm]	Z [mm]	Taper bush	Bore range	Weight [kg]	Material
34	15	6	54,11	52,97	57	-	22	-	-	22	-	1008	10-25	0,19	Steel
36	15	6	57,3	56,15	60	-	22	-	-	22	-	1108	10-28	0,21	
38	15	6	60,48	59,34	66,5	-	22	-	-	22	-	1108	10-28	0,25	
40	15	6	63,66	62,52	71	-	22	-	-	22	-	1108	10-28	0,32	
44	15	6	70,03	68,89	75	-	22	-	-	22	-	1108	10-28	0,4	
48	15	2	76,39	75,25	83	-	20,5	62	4,5	25	4,5	1210	10-32	0,51	
56	15	2	89,13	87,39	93	-	20,5	70	4,5	25	4,5	1210	10-32	0,73	
64	15	2	101,86	100,72	106	-	20,5	80	4,5	25	4,5	1210	10-32	0,94	
72	15	2	114,59	113,45	119	-	20,5	92	4,5	25	4,5	1610	10-42	1,2	
80	15	2	127,32	126,18	135	-	20,5	92	4,5	25	4,5	1610	10-42	1,5	
90	15	11A	143,24	142,1	-	122	20,5	92	4,5	25	4,5	1610	10-42	1,8	Cast iron
112	15	11A	178,25	177,11	-	157	20,5	110	5,8	32	4,5	1610	10-42	2,25	
136	15	11A	216,45	215,31	-	195	20,5	110	5,8	32	5,8	2012	16-50	3,2	
150	15	11A	238,73	237,59	-	217	20,5	110	5,8	32	5,8	2012	16-50	3,2	



11A

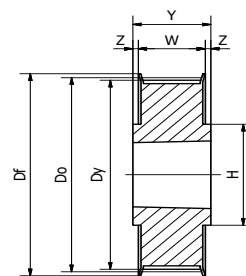


2

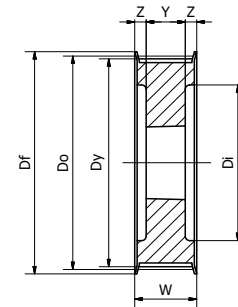


6

8M20																
Number of teeth	Belt width [mm]	Execution	Do [mm]	Dy [mm]	Df [mm]	Di [mm]	W [mm]	H [mm]	Z	Y [mm]	Z	Taper bush	Bore range	Weight [kg]	Material	
22	20	4	56,02	54,65	62	38	28	-	6	22	6	1008	10-25	0,29	Steel	
24	20	4	61,12	59,74	67	42	28	-	6	22	6	1108	10-28	0,32		
26	20	4	66,21	64,84	73	45	28	-	6	22	6	1108	10-28	0,36		
28	20	4	71,3	69,93	80	52	28	-	6	22	6	1108	10-28	0,44		
30	20	4	76,39	75,02	84	56	28	-	6	22	6	1108	10-28	0,55		
32	20	4	81,49	80,12	88	65	28	-	3	25	3	1610	10-42	0,65		
34	20	4	86,58	85,21	94	66	28	-	3	25	3	1610	10-42	0,7		
36	20	4	91,67	90,3	100	66	28	-	3	25	3	1610	10-42	0,78		
38	20	4	96,77	95,39	104	76	28	-	3	25	3	1610	10-42	0,87		
40	20	4	101,9	100,49	108	76	28	-	3	25	3	1610	10-42	1,02		
44	20	2	112,1	110,67	121	-	28	99	4	32	4	2012	16-50	1,23		
48	20	2	122,2	120,86	129	-	28	105	4	32	4	2012	16-50	1,57		
56	20	2	142,6	141,23	148	-	28	105	4	32	4	2012	16-50	2,2		
64	20	9	163	161,6	168	140	28	110	4	32	4	2012	16-50	2,69		
72	20	9	183,4	181,97	189	158	28	110	4	32	4	2012	16-50	3,16		
80	20	9A	203,7	202,35	-	178	28	110	4	32	4	2012	16-50	4,5		Cast iron
90	20	9B	229,2	227,81	-	204	28	110	4	32	4	2012	16-50	6,3		

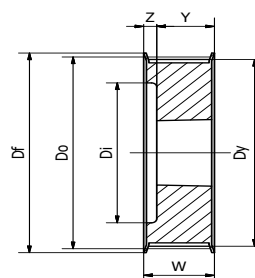


2

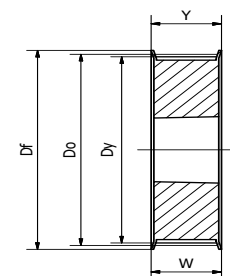


5

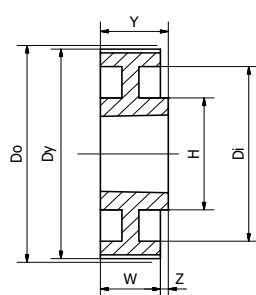
8M30																
Number of teeth	Belt width [mm]	Execution	Do [mm]	Dy [mm]	Df [mm]	Di [mm]	W [mm]	H [mm]	Z	Y [mm]	Z	Taper bush	Bore range	Weight [kg]	Material	
22	30	4	56,02	54,65	62	38	38	-	16	22	16	1008	10-25	0,36	Steel	
24	30	4	61,12	59,74	67	42	38	-	16	22	16	1108	10-28	0,4		
26	30	4	66,21	64,84	73	45	38	-	16	22	16	1108	10-28	0,44		
28	30	4	71,3	69,93	77	52	38	-	16	22	16	1108	10-28	0,54		
30	30	6	76,39	75,02	84	-	38	-	-	38	-	1615	14-42	0,66		
32	30	6	81,49	80,12	88	-	38	-	-	38	-	1615	14-42	0,76		
34	30	6	86,58	85,21	94	-	38	-	-	38	-	1615	14-42	0,8		
36	30	6	91,67	90,3	100	-	38	-	-	38	-	1615	14-42	0,98		
38	30	6	96,77	95,39	104	-	38	-	-	38	-	1615	14-42	1,04		
40	30	6	101,86	100,49	108	-	38	-	-	38	-	1615	14-42	1,2		
44	30	5	112,05	110,67	121	90	38	-	3	32	3	2012	16-50	1,38		
48	30	5	122,23	120,86	129	98	38	-	3	32	3	2012	16-50	1,83		
56	30	5	142,6	141,23	149	118	38	-	3	32	3	2012	16-50	2,75		
64	30	9	162,97	161,6	168	140	38	125	7	45	7	2517	18-65	4,5		Cast iron
72	30	9	183,35	181,97	189	158	38	125	7	45	7	2517	18-65	6		
80	30	9A	203,72	202,35	-	178	38	125	7	45	7	2517	18-65	6,1		
90	30	9B	229,18	227,81	-	204	38	120	7	45	7	2517	18-65	6,2		
112	30	9B	285,21	283,83	-	260	38	125	7	45	7	2517	18-65	7,9		
144	30	9B	366,69	365,32	-	341	38	125	7	45	7	2517	18-65	9,8		



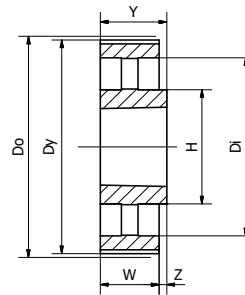
4



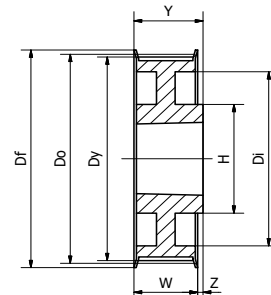
6



9B

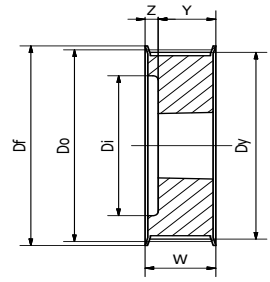


9A

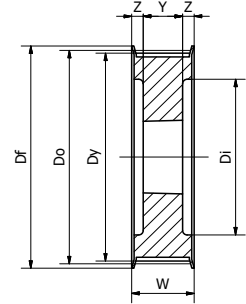


9

8M50														Material	
Number of teeth	Belt width [mm]	Execution	Do [mm]	Dy [mm]	Df [mm]	Di [mm]	W [mm]	H [mm]	Z [mm]	Y [mm]	Taper bush	Bore range	Weight [kg]		
28	50	5	71,3	69,93	75	52	60	-	19	22	1108	10-28	0,76	Steel	
30	50	4	76,39	75,02	83	58	60	-	22	38	1615	14-42	0,95		
32	50	4	81,49	80,12	87	60	60	-	22	38	1615	14-42	0,98		
34	50	4	86,58	85,21	91	66	60	-	22	38	1615	14-42	1		
36	50	4	91,67	90,3	97	68	60	-	22	38	1615	14-42	1,2		
38	50	4	96,77	95,39	102	75	60	-	22	38	1615	14-42	1,43		
40	50	5	101,86	100,49	106	80	60	-	14	32	2012	16-50	1,65		
44	50	5	112,05	110,67	120	90	60	-	14	32	2012	16-50	1,8		
48	50	5	122,23	120,86	128	100	60	-	14	32	2012	16-50	2,41		
56	50	5	142,6	141,23	150	120	60	-	7,5	45	2517	18-65	3,8		
64	50	8	162,97	161,6	168	138	60	120	7,5	45	2517	18-65	5		
72	50	8	183,35	181,97	192	158	60	125	7,5	45	2517	18-65	6,7		
80	50	8A	203,72	202,35	-	178	60	160	4,5	51	3020	28-75	7,5		Cast iron
90	50	8A	299,18	227,81	-	204	60	170	4,5	51	3020	28-75	8		
112	50	8B	285,21	283,83	-	260	60	170	4,5	51	3020	28-75	9,5		
144	50	8B	366,69	365,32	-	341	60	170	4,5	51	3020	28-75	12,8		
168	50	8B	427,8	426,42	-	402	60	198	4,5	51	3020	28-75	17,5		
192	50	8B	488,92	487,54	-	462	60	198	4,5	51	3020	28-75	20		

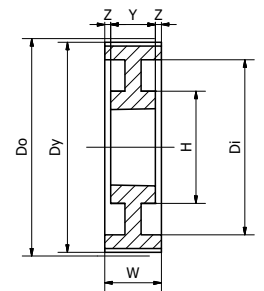


4

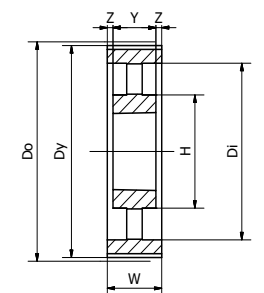


5

8M85														Material	
Number of teeth	Belt width [mm]	Execution	Do [mm]	Dy [mm]	Df [mm]	Di [mm]	W [mm]	H [mm]	Z [mm]	Y [mm]	Taper bush	Bore range	Weight [kg]		
34	85	5	86,58	85,21	91	66	95	-	28,5	38	1615	14-42	1,2	Steel	
36	85	5	91,67	90,3	97	68	95	-	28,5	38	1615	14-42	1,6		
38	85	5	96,77	95,39	102	75	95	-	28,5	38	1615	14-42	2,05		
40	85	5	101,86	100,49	106	80	95	-	31,5	32	2012	16-50	2,25		
44	85	5	112,05	110,67	120	90	95	-	31,5	32	2012	16-50	2,55		
48	85	5	122,23	120,86	128	100	95	-	25	45	2517	18-65	3,2		
56	85	5	142,6	141,23	150	120	95	-	25	45	2517	18-65	3,72		
64	85	5	162,97	161,6	168	138	95	-	25	45	2517	18-65	6		
72	85	5	183,35	181,97	192	158	95	-	22	51	3020	28-75	7,2		
80	85	8A	203,72	202,35	-	178	95	160	22	51	3020	28-75	8,8		Cast iron
90	85	8A	299,18	227,81	-	204	95	170	22	51	3020	28-75	10		
112	85	8B	285,21	283,83	-	250	95	170	22	51	3020	28-75	12,4		
144	85	8B	366,69	365,32	-	341	95	198	9,5	76	3030	35-75	18,5		
168	85	8B	427,8	426,42	-	402	95	198	9,5	76	3030	35-75	21,3		
192	85	8B	488,92	487,54	-	462	95	198	9,5	76	3030	35-75	27,2		

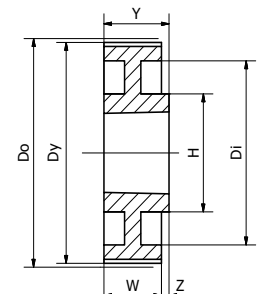


8A



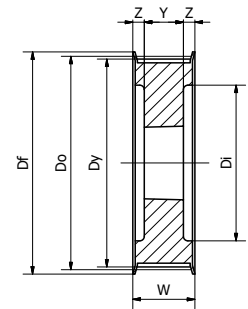
8B

14M40														Material
Number of teeth	Belt width [mm]	Execution	Do [mm]	Dy [mm]	Df [mm]	Di [mm]	W [mm]	H [mm]	Z [mm]	Y [mm]	Taper bush	Bore range	Weight [kg]	
28	40	5	124,78	121,98	128	98	54	-	11	32	2012	16-50	2,3	Steel
29	40	5	129,23	126,44	138	100	54	-	11	32	2012	16-50	2,7	
30	40	5	133,69	130,9	138	100	54	-	11	32	2012	16-50	3	
32	40	5	142,6	139,81	154	104	54	-	11	32	2012	16-50	3,4	
34	40	5	151,52	148,72	160	110	54	-	4,5	45	2517	18-65	3,6	
36	40	5	160,43	157,63	168	120	54	-	4,5	45	2517	18-65	4,25	
38	40	5	169,34	166,55	183	130	54	-	4,5	45	2517	18-65	4,9	
40	40	5	178,25	175,46	188	138	54	-	4,5	45	2517	18-65	5,7	
44	40	5	196,08	193,28	211	154	54	-	1,5	51	3020	28-75	7	
48	40	5	213,9	211,11	226	172	54	-	1,5	51	3020	28-75	8	
56	40	8	249,56	246,76	256	207	54	170	1,5	51	3020	28-75	9,6	
64	40	8	285,21	282,41	296	243	54	170	1,5	51	3020	28-75	12,3	
72	40	8A	320,86	318,06	-	279	54	170	1,5	51	3020	28-75	16	
80	40	8B	356,51	353,71	-	314	54	170	1,5	51	3020	28-75	16,1	
90	40	8B	401,07	398,28	-	359	54	170	1,5	51	3020	28-75	16,3	
112	40	8B	499,11	496,32	-	457	54	170	1,5	51	3020	28-75	24	
144	40	8B	641,71	638,92	-	600	54	170	1,5	51	3020	28-75	31,7	
168	40	8B	748,66	745,87	-	705	54	170	1,5	51	3020	28-75	44	
192	40	9B	856,62	852,82	-	812	54	178	35	89	3535	35-90	49	
216	40	9B	962,57	959,77	-	920	54	178	35	89	3535	35-90	55	
264	40	9B	1176,47	1173,67	-	1133	54	178	35	89	3535	35-90	68	

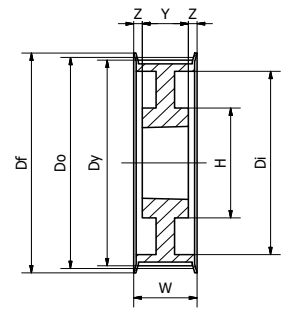


9B

14M55														
Number of teeth	Belt width [mm]	Execution	Do [mm]	Dy [mm]	Df [mm]	Di [mm]	W [mm]	H [mm]	Z [mm]	Y [mm]	Taper bush	Bore range	Weight [kg]	Material
28	55	5	124,78	121,98	128	98	70	-	19	32	2012	16-50	2,72	Steel
29	55	5	129,23	126,44	138	100	70	-	19	32	2012	16-50	2,9	
30	55	5	133,69	130,9	138	100	70	-	12,5	45	2517	18-65	3,3	
32	55	5	142,6	139,81	154	104	70	-	12,5	45	2517	18-65	3,5	
34	55	5	151,52	148,72	160	110	70	-	12,5	45	2517	18-65	4,2	
36	55	5	160,43	157,63	168	120	70	-	12,5	45	2517	18-65	4,68	
38	55	5	169,34	166,55	183	130	70	-	12,5	45	2517	18-65	5,6	
40	55	5	178,25	175,46	188	138	70	-	12,5	45	2517	18-65	6	
44	55	5	196,08	193,28	211	154	70	-	9,5	51	3020	28-75	8	
48	55	5	213,9	211,11	226	172	70	-	9,5	51	3020	28-75	10	
56	55	8	249,56	246,76	256	207	70	170	9,5	51	3020	28-75	11,4	Cast iron
64	55	8	285,21	282,41	296	243	70	170	9,5	51	3020	28-75	13,9	
72	55	8A	320,86	318,06	-	279	70	170	9,5	51	3020	28-75	15,3	
80	55	8B	356,51	353,71	-	314	70	170	9,5	51	3020	28-75	16,5	
90	55	8B	401,07	398,28	-	359	70	170	9,5	51	3020	28-75	19	
112	55	8B	499,11	496,32	-	457	70	170	9,5	51	3020	28-75	27,5	
144	55	8B	641,71	638,92	-	600	70	170	9,5	51	3020	28-75	35,5	
168	55	8B	748,66	745,87	-	705	70	160	9,5	51	3020	28-75	49	
192	55	9B	855,62	852,82	-	812	70	178	19	89	3535	35-90	53	
216	55	9B	962,57	959,77	-	920	70	178	19	89	3535	35-90	65,8	
264	55	9B	1176,47	1173,67	-	1133	70	178	19	89	3535	35-90	74	

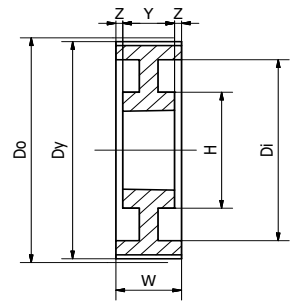


5

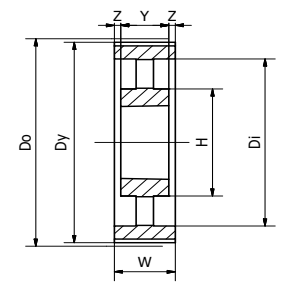


8

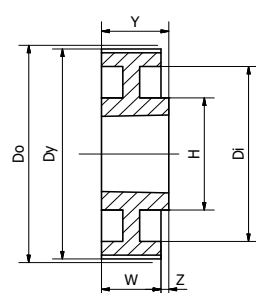
14M85														
Number of teeth	Belt width [mm]	Execution	Do [mm]	Dy [mm]	Df [mm]	Di [mm]	W [mm]	H [mm]	Z [mm]	Y [mm]	Taper bush	Bore range	Weight [kg]	Material
28	85	5	124,78	121,98	128	98	102	-	28,5	45	2517	18-65	3	Steel
29	85	5	129,23	126,44	138	100	102	-	28,5	45	2517	18-65	3,5	
30	85	5	133,69	130,9	138	100	102	-	28,5	45	2517	18-65	3,9	
32	85	5	142,6	139,81	154	104	102	-	28,5	45	2517	18-65	4,2	
34	85	5	151,52	148,72	160	110	102	-	28,5	45	2517	18-65	5,5	
36	85	5	160,43	157,63	1668	120	102	-	25,5	51	3020	28-75	6,8	
38	85	5	169,34	166,55	183	130	102	-	25,5	51	3020	28-75	8	
40	85	5	178,25	175,46	188	138	102	-	25,5	51	3020	28-75	10	
44	85	5	196,08	193,28	211	154	102	-	13	76	3030	35-75	11	
48	85	5	213,9	211,11	226	172	102	-	13	76	3030	35-75	13,7	
56	85	5	249,56	246,76	256	207	102	-	6,5	89	3535	35-90	21,6	Cast iron
64	85	8	285,21	282,41	296	243	102	178	6,5	89	3535	35-90	28,8	
72	85	8A	320,86	318,06	-	279	102	178	6,5	89	3535	35-90	26	
80	85	8B	356,51	353,71	-	314	102	190	6,5	89	3535	35-90	29	
90	85	8B	401,07	398,28	-	359	102	190	6,5	89	3535	35-90	31,8	
112	85	8B	499,11	496,32	-	457	102	178	6,5	89	3535	35-90	40	
144	85	8B	641,71	638,92	-	600	102	190	6,5	89	3535	35-90	51,2	
168	85	8B	748,66	745,87	-	705	102	178	6,5	89	3535	35-90	60	
192	85	7B	855,62	852,82	-	812	102	215	-	102	4040	40-100	86	
216	85	7B	962,57	959,77	-	920	102	215	-	102	4040	40-100	91,5	
264	85	7B	1176,47	1173,67	-	1133	102	215	-	102	4040	40-100	103,2	



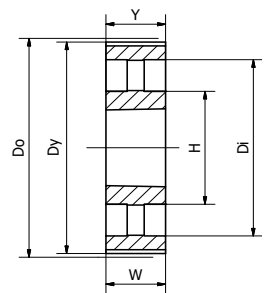
8A



8B

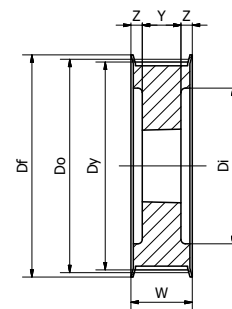


9B

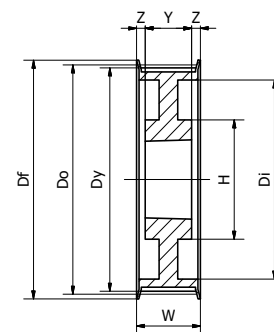


7B

14M115														
Number of teeth	Belt width [mm]	Execution	Do [mm]	Dy [mm]	Df [mm]	Di [mm]	W [mm]	H [mm]	Z [mm]	Y [mm]	Taper bush	Bore range	Weight [kg]	Material
28	115	5	124,78	121,98	128	98	133	-	44	45	2517	18-65	3,6	Steel
29	115	5	129,23	126,44	138	100	133	-	44	45	2517	18-65	4,2	
30	115	5	133,69	130,9	138	100	133	-	44	45	2517	18-65	4,6	
32	115	5	142,6	139,81	154	104	133	-	44	45	2517	18-65	5	
34	115	5	151,52	148,72	160	110	133	-	44	45	2517	18-65	6,5	
36	115	5	160,43	157,63	168	120	133	-	41	51	3020	28-75	8	
38	115	5	169,34	166,55	183	130	133	-	41	51	3020	28-75	9,2	
40	115	5	178,25	175,46	188	138	133	-	41	51	3020	28-75	9,5	
44	115	5	196,08	193,28	211	154	133	-	28,5	76	3030	35-75	13	
48	115	5	213,9	211,11	226	172	133	-	28,5	76	3030	35-75	15,8	
56	115	5	249,56	246,76	256	207	133	-	22	89	3535	35-90	24	Cast iron
64	115	8	285,21	282,41	296	243	133	178	22	89	3535	35-90	29	
72	115	8A	320,86	318,06	-	279	133	178	22	89	3535	35-90	31	
80	115	8B	356,51	353,71	-	314	133	178	22	89	3535	35-90	33,1	
90	115	8B	401,07	398,28	-	359	133	178	22	89	3535	35-90	37	
112	115	8B	499,11	496,32	-	457	133	178	22	89	3535	35-90	49	
144	115	8B	641,71	638,92	-	600	133	230	15,5	102	4040	40-100	63	
168	115	8B	748,66	745,87	-	705	133	215	15,5	102	4040	40-100	82,6	
192	115	8B	855,62	852,82	-	812	133	215	15,5	102	4040	40-100	96	
216	115	8B	962,57	959,77	-	920	133	215	15,5	102	4040	40-100	107	
264	115	8B	1176,47	1173,67	-	1133	133	267	3,0	127	5050	70-125	115	

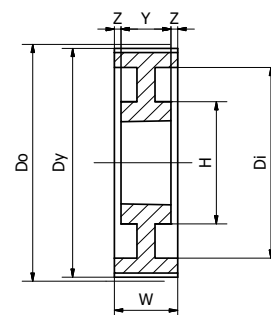


5

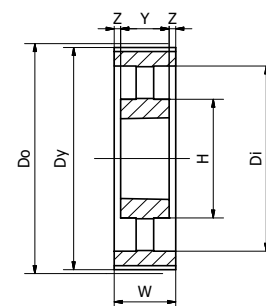


8

14M170														
Number of teeth	Belt width [mm]	Execution	Do [mm]	Dy [mm]	Df [mm]	Di [mm]	W [mm]	H [mm]	Z [mm]	Y [mm]	Taper bush	Bore range	Weight [kg]	Material
38	170	5	169,34	166,55	183	130	187	-	55,5	76	3030	35-75	12	Steel
40	170	5	178,25	175,46	188	138	187	-	55,5	76	3030	35-75	12,4	
44	170	5	196,08	193,28	211	154	187	-	49	89	3535	35-90	17	
48	170	5	213,9	211,11	226	172	187	-	49	89	3535	35-90	19	
56	170	5	249,56	246,76	256	207	187	-	49	89	3535	35-90	21,6	
64	170	5	285,21	282,41	296	243	187	-	42,5	102	4040	40-100	39	Cast iron
72	170	8A	320,86	318,06	-	279	187	230	42,5	102	4040	40-100	41,2	
80	170	8A	356,31	353,71	-	314	187	230	42,5	102	4040	40-100	44,8	
90	170	8B	401,07	398,28	-	359	187	230	42,5	102	4040	40-100	47	
112	170	8B	499,11	496,32	-	457	187	265	30	127	5050	70-125	68,6	
144	170	8B	641,71	638,92	-	600	187	265	30	127	5050	70-125	86	
168	170	8B	748,66	745,87	-	705	187	267	30	127	5050	70-125	116	
192	170	8B	855,62	852,82	-	812	187	267	30	127	5050	70-125	134	
216	216	8B	962,57	959,77	-	920	187	267	30	127	5050	70-125	145	
264	264	8B	1176,47	1173,67	-	1133	187	267	30	127	5050	70-125	162	



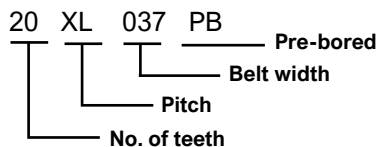
8A



8B

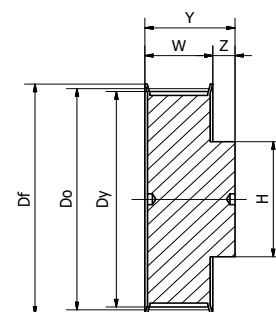


Item no. example:

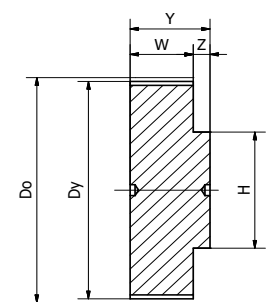


Timing pulleys metric pitch are available in solid hub, profiles XL, L and H. Jens S. can also machine your pulleys to desired bore in our workshop.

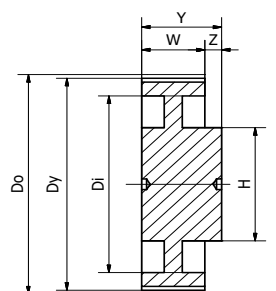
XL037															
Pitch [mm]	Pitch [Inch]	Number of teeth	Belt width [mm]	Belt width [Inch]	Execution	Do [mm]	Dy [mm]	Df [mm]	Di [mm]	W [mm]	H [mm]	Z [mm]	Y [mm]	Weight [kg]	Material
5,080	1/5	10	9,40	0,37	1	16,17	15,66	23	-	14,3	12	10,7	20	0,007	Aluminum
5,080	1/5	11	9,40	0,37	1	17,79	17,28	23	-	14,3	12	10,7	20	0,011	
5,080	1/5	12	9,40	0,37	1	19,4	18,89	25	-	14,3	12	10,7	20	0,015	
5,080	1/5	13	9,40	0,37	1	21,02	20,51	25	-	14,3	12	10,7	20	0,019	
5,080	1/5	14	9,40	0,37	1	22,64	22,13	28	-	14,3	16	10,7	20	0,023	
5,080	1/5	15	9,40	0,37	1	24,25	23,74	28	-	14,3	17	10,7	20	0,027	
5,080	1/5	16	9,40	0,37	1	25,87	25,36	32	-	14,3	20	10,7	20	0,03	
5,080	1/5	17	9,40	0,37	1	27,49	26,98	32	-	14,3	20	10,7	20	0,034	
5,080	1/5	18	9,40	0,37	1	29,11	28,6	35	-	14,3	20	10,7	20	0,038	
5,080	1/5	19	9,40	0,37	1	30,72	30,21	35	-	14,3	25	10,7	22	0,042	
5,080	1/5	20	9,40	0,37	1	32,34	31,83	38	-	14,3	25	10,7	22	0,045	
5,080	1/5	21	9,40	0,37	1	33,96	33,45	38	-	14,3	26	10,7	22	0,048	
5,080	1/5	22	9,40	0,37	1	35,57	35,06	41	-	14,3	27	10,7	22	0,052	
5,080	1/5	24	9,40	0,37	1	38,81	38,3	44	-	14,3	30	10,7	22	0,055	
5,080	1/5	26	9,40	0,37	1	42,03	41,53	48	-	14,3	30	10,7	22	0,07	
5,080	1/5	27	9,40	0,37	1	43,66	43,15	48	-	14,3	32	10,7	22	0,08	
5,080	1/5	28	9,40	0,37	1	45,28	44,77	51	-	14,3	34	10,7	22	0,09	
5,080	1/5	29	9,40	0,37	1	46,89	46,38	51	-	14,3	34	10,7	22	0,105	
5,080	1/5	30	9,40	0,37	1	48,51	48	54	-	14,3	38	10,7	22	0,12	
5,080	1/5	32	9,40	0,37	1A	51,74	51,23	-	-	14,3	45	10,7	25	0,13	
5,080	1/5	34	9,40	0,37	1A	54,98	54,47	-	-	14,3	45	10,7	25	0,14	
5,080	1/5	35	9,40	0,37	1A	56,6	46,09	-	-	14,3	45	10,7	25	0,15	
5,080	1/5	36	9,40	0,37	1A	58,21	57,7	-	-	14,3	52	10,7	25	0,16	
5,080	1/5	38	9,40	0,37	1A	61,45	60,94	-	-	14,3	52	10,7	25	0,17	
5,080	1/5	39	9,40	0,37	1A	63,06	62,55	-	-	14,3	52	10,7	25	0,179	
5,080	1/5	40	9,40	0,37	1A	64,68	64,19	-	-	14,3	52	10,7	25	0,188	
5,080	1/5	41	9,40	0,37	1A	66,3	65,79	-	-	14,3	52	10,7	25	0,197	
5,080	1/5	42	9,40	0,37	1A	67,91	67,4	-	-	14,3	52	10,7	25	0,206	
5,080	1/5	43	9,40	0,37	1A	69,53	69,02	-	-	14,3	52	10,7	25	0,215	
5,080	1/5	44	9,40	0,37	1A	71,15	70,64	-	-	14,3	52	10,7	25	0,224	
5,080	1/5	45	9,40	0,37	1A	72,77	72,26	-	-	14,3	52	10,7	25	0,23	
5,080	1/5	46	9,40	0,37	1A	74,38	73,87	-	-	14,3	52	10,7	25	0,24	
5,080	1/5	47	9,40	0,37	1A	76	75,49	-	-	14,3	52	10,7	25	0,245	
5,080	1/5	48	9,40	0,37	1A	77,62	77,11	-	-	14,3	52	10,7	25	0,25	
5,080	1/5	49	9,40	0,37	3A	79,23	78,72	-	54	14,3	52	10,7	25	0,255	
5,080	1/5	52	9,40	0,37	3A	84,08	83,57	-	58	14,3	52	10,7	25	0,27	
5,080	1/5	56	9,40	0,37	3A	90,55	90,04	-	65	14,3	52	10,7	25	0,271	
5,080	1/5	57	9,40	0,37	3A	92,17	91,66	-	67	14,3	52	10,7	25	2,272	
5,080	1/5	58	9,40	0,37	3A	93,79	93,28	-	69	14,3	52	10,7	25	0,273	
5,080	1/5	59	9,40	0,37	3A	95,4	94,89	-	70	14,3	52	10,7	25	0,274	
5,080	1/5	60	9,40	0,37	3A	97,02	96,51	-	71	14,3	52	10,7	25	0,275	
5,080	1/5	68	9,40	0,37	3A	109,96	109,45	-	84	14,3	52	10,7	25	0,276	
5,080	1/5	69	9,40	0,37	3A	111,57	11,06	-	85	14,3	52	10,7	25	0,277	
5,080	1/5	70	9,40	0,37	3A	113,19	112,68	-	87	14,3	52	10,7	25	0,278	
5,080	1/5	71	9,40	0,37	3A	114,81	114,3	-	89	14,3	52	10,7	25	0,279	
5,080	1/5	72	9,40	0,37	3A	116,43	115,92	-	91	14,3	52	10,7	25	0,28	



1

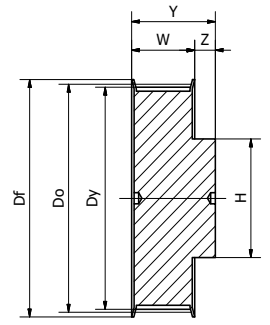


1A

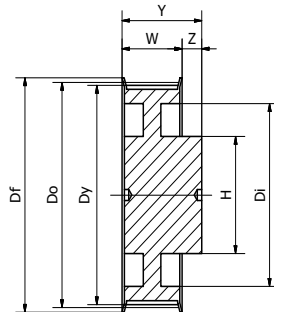


3A

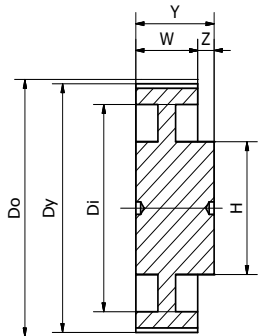
L050																
Pitch [mm]	Pitch [Inch]	Number of teeth	Belt width [mm]	Belt width [Inch]	Execution	Do [mm]	Dy [mm]	Df [mm]	Di [mm]	W [mm]	H [mm]	Z [mm]	Y [mm]	Prebored D (mm)	Weight [kg]	Material
9,525	3/8	10	12,7	0,5	1	30,32	29,56	37	-	19	20	11	30	-	0,08	Steel
9,525	3/8	11	12,7	0,5	1	33,35	29,56	37	-	19	20	11	30	-	0,13	
9,525	3/8	12	12,7	0,5	1	36,38	35,62	43	-	19	27	11	30	-	0,18	
9,525	3/8	13	12,7	0,5	1	39,41	38,65	44	-	19	27	11	30	-	0,23	
9,525	3/8	14	12,7	0,5	1	42,45	41,69	48	-	19	29	11	30	-	0,28	
9,525	3/8	15	12,7	0,5	1	45,48	44,72	51	-	19	32	11	30	-	0,33	
9,525	3/8	16	12,7	0,5	1	48,51	47,75	54	-	19	37	11	30	-	0,35	
9,525	3/8	17	12,7	0,5	1	51,54	50,78	57	-	19	37	11	30	-	0,38	
9,525	3/8	18	12,7	0,5	1	54,57	53,81	60	-	19	41	11	30	-	0,43	
9,525	3/8	19	12,7	0,5	1	57,61	56,84	64	-	19	41	11	30	-	0,45	
9,525	3/8	20	12,7	0,5	1	60,64	59,88	66,5	-	19	47	11	30	-	0,55	
9,525	3/8	21	12,7	0,5	1	63,67	62,91	70	-	19	47	11	30	-	0,6	
9,525	3/8	22	12,7	0,5	1	66,7	65,94	75	-	19	50	11	30	-	0,7	
9,525	3/8	23	12,7	0,5	1	69,73	68,97	79	-	19	50	11	30	-	0,13	
9,525	3/8	24	12,7	0,5	1	72,77	72,01	79	-	19	57	13	32	-	0,9	
9,525	3/8	25	12,7	0,5	1	75,8	75,04	82	-	19	58	13	32	-	0,8	
9,525	3/8	26	12,7	0,5	1	78,83	78,07	86	-	19	64	13	32	-	1,05	
9,525	3/8	27	12,7	0,5	1	81,86	81,1	86	-	19	64	13	32	-	1	
9,525	3/8	28	12,7	0,5	1	84,89	84,13	91	-	19	70	13	32	-	1,2	
9,525	3/8	29	12,7	0,5	1	87,93	87,16	94	-	19	70	13	32	-	1,1	
9,525	3/8	30	12,7	0,5	1	90,96	90,2	97	-	19	72	15	34	-	1,4	
9,525	3/8	32	12,7	0,5	1	97,02	96,26	102	-	19	75	15	34	-	1,6	
9,525	3/8	33	12,7	0,5	1	100,05	99,29	106	-	19	80	15	34	-	1,3	
9,525	3/8	34	12,7	0,5	1	103,08	102,32	112	-	19	85	15	34	-	1,7	
9,525	3/8	35	12,7	0,5	1	106,12	105,35	112	-	19	88	15	34	-	1,9	
9,525	3/8	36	12,7	0,5	1	109,15	108,39	115	-	19	88	15	34	-	1,9	
9,525	3/8	40	12,7	0,5	3	121,28	120,52	128	100	19	68	15	34	11	1,5	
9,525	3/8	42	12,7	0,5	3	127,34	126,58	135	106	19	68	15	34	11	1,8	
9,525	3/8	44	12,7	0,5	3	133,4	132,64	142	142	19	68	15	34	11	1,5	
9,525	3/8	45	12,7	0,5	3	136,44	135,67	142	115	19	68	15	34	11	1,8	
9,525	3/8	48	12,7	0,5	3	145,53	144,77	150	124	19	68	27	46	11	2,2	
9,525	3/8	49	12,7	0,5	3A	148,56	147,8	-	127	19	68	27	46	12	1,7	
9,525	3/8	50	12,7	0,5	3A	151,6	150,83	-	130	19	68	27	46	12	2,1	
9,525	3/8	60	12,7	0,5	3A	181,91	181,15	-	160	19	68	27	46	12	2,8	
9,525	3/8	66	12,7	0,5	3A	200,11	199,34	-	197	19	75	27	46	12	3,1	
9,525	3/8	72	12,7	0,5	3A	218,3	217,54	-	197	19	75	27	46	12	2,7	
9,525	3/8	84	12,7	0,5	3A	254,68	253,92	-	233	19	75	27	46	12	3,3	
9,525	3/8	90	12,7	0,5	3A	272,87	272,11	-	252	19	75	27	46	12	3,8	
9,525	3/8	96	12,7	0,5	3A	291,06	290,3	-	270	19	75	27	46	12	4,4	
9,525	3/8	120	12,7	0,5	5B	363,83	363,07	-	342	19	85	27	46	18	5,5	



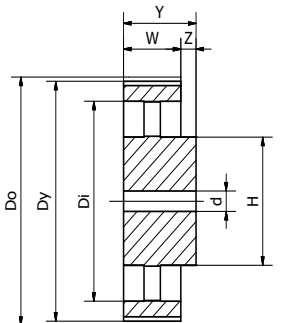
1



3



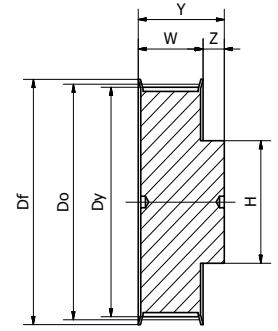
3A



5B

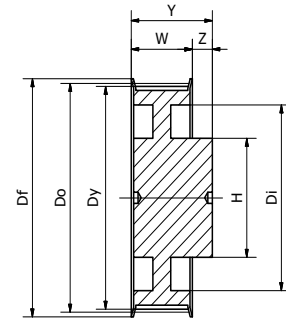
L075																
Pitch [mm]	Pitch [Inch]	Number of teeth	Belt width [mm]	Belt width [Inch]	Execution	Do [mm]	Dy [mm]	Df [mm]	Di [mm]	W [mm]	H [mm]	Z [mm]	Y [mm]	Prebored D (mm)	Weight [kg]	Material
9,525	3/8	10	19,05	0,75	1	30,32	29,56	37	-	25,4	20	12,6	38	-	0,13	Steel
9,525	3/8	11	19,05	0,75	1	33,35	29,56	37	-	25,4	20	12,6	38	-	0,18	
9,525	3/8	12	19,05	0,75	1	36,38	35,62	43	-	25,4	27	12,6	38	-	0,23	
9,525	3/8	13	19,05	0,75	1	39,41	38,65	44	-	25,4	27	12,6	38	-	0,28	
9,525	3/8	14	19,05	0,75	1	42,45	41,69	48	-	25,4	29	12,6	38	-	0,33	
9,525	3/8	15	19,05	0,75	1	45,48	44,72	51	-	25,4	32	12,6	38	-	0,38	
9,525	3/8	16	19,05	0,75	1	48,51	47,75	54	-	25,4	37	12,6	38	-	0,45	
9,525	3/8	17	19,05	0,75	1	51,54	50,78	57	-	25,4	37	12,6	38	-	0,48	
9,525	3/8	18	19,05	0,75	1	54,57	53,81	60	-	25,4	41	12,6	38	-	0,53	
9,525	3/8	19	19,05	0,75	1	57,61	56,84	64	-	25,4	41	12,6	38	-	0,6	
9,525	3/8	20	19,05	0,75	1	60,64	59,88	66,5	-	25,4	47	12,6	38	-	0,7	
9,525	3/8	21	19,05	0,75	1	63,67	62,91	70	-	25,4	47	12,6	38	-	0,8	
9,525	3/8	22	19,05	0,75	1	66,7	65,94	75	-	25,4	50	12,6	38	-	0,85	
9,525	3/8	23	19,05	0,75	1	69,73	68,97	79	-	25,4	50	12,6	30	-	0,85	
9,525	3/8	24	19,05	0,75	1	72,77	72,01	79	-	25,4	57	12,6	38	-	1,05	
9,525	3/8	25	19,05	0,75	1	75,8	75,04	82	-	25,4	58	12,6	38	-	1,15	
9,525	3/8	26	19,05	0,75	1	78,83	78,07	86	-	25,4	64	12,6	38	-	1,3	
9,525	3/8	27	19,05	0,75	1	81,86	81,1	86	-	25,4	64	12,6	38	-	1,4	
9,525	3/8	28	19,05	0,75	1	84,89	84,13	91	-	25,4	70	12,6	38	-	1,5	
9,525	3/8	29	19,05	0,75	1	87,93	87,16	94	-	25,4	70	12,6	38	-	1,6	
9,525	3/8	30	19,05	0,75	1	90,96	90,2	97	-	25,4	72	12,6	38	-	1,7	
9,525	3/8	32	19,05	0,75	1	97,02	96,26	102	-	25,4	75	12,6	38	-	1,8	
9,525	3/8	33	19,05	0,75	1	100,05	99,29	106	-	25,4	80	12,6	38	-	1,9	
9,525	3/8	34	19,05	0,75	1	103,08	102,32	112	-	25,4	85	12,6	38	-	2,15	
9,525	3/8	35	19,05	0,75	1	106,12	105,35	112	-	25,4	88	12,6	38	-	2,05	
9,525	3/8	36	19,05	0,75	1	109,15	108,39	128	-	25,4	88	12,6	38	-	2,25	
9,525	3/8	40	19,05	0,75	3	121,28	120,52	128	100	25,4	68	12,6	38	11	1,9	
9,525	3/8	41	19,05	0,75	3	124,31	123,55	128	103	25,4	68	12,6	68	11	1,75	

L075																
Pitch [mm]	Pitch [Inch]	Number of teeth	Belt width [mm]	Belt width [Inch]	Execution	Do [mm]	Dy [mm]	Df [mm]	Di [mm]	W [mm]	H [mm]	Z [mm]	Y [mm]	Prebored D (mm)	Weight [kg]	Material
9,525	3/8	42	19,05	0,75	3	127,34	126,58	135	106	25,4	68	12,6	38	11	1,85	Steel
9,525	3/8	44	19,05	0,75	3	133,4	132,64	142	112	25,4	68	12,6	38	11	1,9	
9,525	3/8	45	19,05	0,75	3	136,44	135,67	150	115	25,4	68	12,6	38	11	2,05	
9,525	3/8	48	19,05	0,75	3	145,53	144,77	150	124	25,4	68	22,6	48	11	2,4	
9,525	3/8	52	19,05	0,75	3A	157,66	156,9	150	136	25,4	68	22,6	48	12	2,9	
9,525	3/8	56	19,05	0,75	3A	169,79	169,02	-	139	25,4	68	22,6	48	12	3	Cast Iron
9,525	3/8	60	19,05	0,75	3A	181,91	181,15	-	160	25,4	68	22,6	48	12	3,3	
9,525	3/8	72	19,05	0,75	3A	218,3	217,54	-	197	25,4	75	22,6	48	12	3,55	
9,525	3/8	84	19,05	0,75	3A	254,68	253,92	-	233	25,4	75	22,6	48	12	4,45	
9,525	3/8	90	19,05	0,75	3A	272,87	272,11	-	252	25,4	75	22,6	48	12	4,8	
9,525	3/8	96	19,05	0,75	3A	291,06	290,3	-	270	25,4	80	22,6	48	12	5,25	
9,525	3/8	120	19,05	0,75	5B	363,83	363,07	-	342	25,4	48	22,6	19	18	6,1	

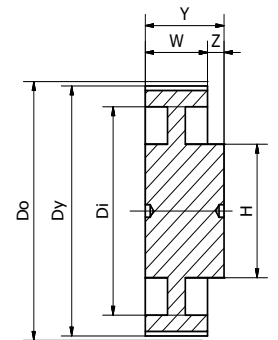


1

L100																
Pitch [mm]	Pitch [Inch]	Number of teeth	Belt width [mm]	Belt width [Inch]	Execution	Do [mm]	Dy [mm]	Df [mm]	Di [mm]	W [mm]	H [mm]	Z [mm]	Y [mm]	Prebored D (mm)	Weight [kg]	Material
9,525	3/8	10	25,4	1,0	1	30,32	29,56	37	-	32	20	14	46	-	0,18	Steel
9,525	3/8	11	25,4	1,0	1	33,35	29,56	37	-	32	60	14	46	-	0,23	
9,525	3/8	12	25,4	1,0	1	36,38	35,62	43	-	32	27	14	46	-	0,28	
9,525	3/8	13	25,4	1,0	1	39,41	38,65	44	-	32	27	14	46	-	0,33	
9,525	3/8	14	25,4	1,0	1	42,45	41,69	48	-	32	29	14	46	-	0,38	
9,525	3/8	15	25,4	1,0	1	45,48	44,72	51	-	32	32	14	46	-	0,43	
9,525	3/8	16	25,4	1,0	1	48,51	47,75	54	-	32	37	14	46	-	0,55	
9,525	3/8	17	25,4	1,0	1	51,54	50,78	57	-	32	37	14	46	-	0,58	
9,525	3/8	18	25,4	1,0	1	54,57	53,81	60	-	32	41	14	46	-	0,63	
9,525	3/8	19	25,4	1,0	1	57,61	56,84	64	-	32	41	14	46	-	0,75	
9,525	3/8	20	25,4	1,0	1	60,64	59,88	66,5	-	32	47	14	46	-	0,85	
9,525	3/8	21	25,4	1,0	1	63,67	62,91	70	-	32	47	14	46	-	0,95	
9,525	3/8	22	25,4	1,0	1	66,7	65,94	75	-	32	50	14	46	-	1	
9,525	3/8	23	25,4	1,0	1	69,73	68,97	79	-	32	50	14	46	-	1,1	
9,525	3/8	24	25,4	1,0	1	72,77	72,01	79	-	32	57	14	46	-	1,2	
9,525	3/8	25	25,4	1,0	1	75,8	75,04	82	-	32	58	14	46	-	1,3	
9,525	3/8	26	25,4	1,0	1	78,83	78,07	86	-	32	64	14	46	-	1,5	
9,525	3/8	27	25,4	1,0	1	81,86	81,1	86	-	32	64	14	46	-	1,6	
9,525	3/8	28	25,4	1,0	1	84,89	84,13	91	-	32	70	14	46	-	1,7	
9,525	3/8	29	25,4	1,0	1	87,93	87,16	93	-	32	70	14	46	-	1,8	
9,525	3/8	30	25,4	1,0	1	90,96	90,2	97	-	32	72	14	46	-	2	
9,525	3/8	32	25,4	1,0	1	97,02	96,26	102	-	32	75	14	46	-	2,8	
9,525	3/8	33	25,4	1,0	1	100,05	99,29	106	-	32	80	14	46	-	2,45	
9,525	3/8	34	25,4	1,0	1	103,08	102,32	112	-	32	85	14	46	-	2,6	
9,525	3/8	35	25,4	1,0	1	106,12	105,35	112	-	32	88	14	46	-	2,3	
9,525	3/8	36	25,4	1,0	1	109,15	108,39	128	-	32	88	14	46	-	2,6	
9,525	3/8	40	25,4	1,0	3	121,28	120,52	128	100	32	68	14	46	11	2,3	
9,525	3/8	42	25,4	1,0	3	127,34	126,58	135	106	32	68	14	46	11	2,1	
9,525	3/8	44	25,4	1,0	3	133,4	132,64	142	112	32	68	14	46	11	2,3	
9,525	3/8	45	25,4	1,0	3	136,44	135,67	142	115	32	68	14	46	11	2,4	
9,525	3/8	48	25,4	1,0	3	145,53	144,77	150	124	32	68	18	50	11	2,6	
9,525	3/8	49	25,4	1,0	3A	148,56	147,8	-	127	32	68	18	50	12	2,5	
9,525	3/8	50	25,4	1,0	3A	151,6	150,83	-	130	32	68	18	50	12	2,7	
9,525	3/8	52	25,4	1,0	3A	157,66	156,9	-	136	32	68	18	50	12	3	
9,525	3/8	56	25,4	1,0	3A	169,79	169,02	-	139	32	68	18	50	12	3,2	
9,525	3/8	60	25,4	1,0	3A	181,91	181,15	-	160	32	75	22	54	12	3,8	
9,525	3/8	65	25,4	1,0	3A	197,07	196,31	-	176	32	75	22	54	12	4,2	
9,525	3/8	72	25,4	1,0	3A	218,3	217,54	-	197	32	75	22	54	12	4,4	
9,525	3/8	84	25,4	1,0	3A	254,68	253,92	-	233	32	80	22	54	12	5,6	
9,525	3/8	90	25,4	1,0	3A	272,87	272,11	-	252	32	80	22	54	12	5,9	
9,525	3/8	96	25,4	1,0	3A	291,06	290,3	-	270	32	80	22	54	12	6,1	
9,525	3/8	120	25,4	1,0	5B	363,83	363,07	-	342	32	90	22	54	18	6,7	

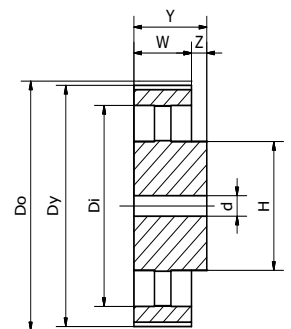


3



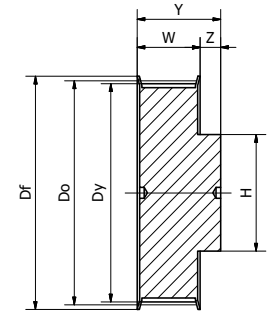
3A

H075																
Pitch [mm]	Pitch [Inch]	Number of teeth	Belt width [mm]	Belt width [Inch]	Execution	Do [mm]	Dy [mm]	Df [mm]	Di [mm]	W [mm]	H [mm]	Z [mm]	Y [mm]	Prebored D (mm)	Weight [kg]	Material
12,7	1/2	14	19,05	0,75	1	56,6	55,23	64	-	25,4	40	12,6	38	-	0,18	Steel
12,7	1/2	15	19,05	0,75	1	60,64	59,27	66,5	-	25,4	45	12,6	38	-	0,23	
12,7	1/2	16	19,05	0,75	1	64,68	63,31	70	-	25,4	47	12,6	38	-	0,28	
12,7	1/2	17	19,05	0,75	1	68,72	67,35	75	-	25,4	49	12,6	38	-	0,33	
12,7	1/2	18	19,05	0,75	1	72,77	71,4	79	-	25,4	57	12,6	38	-	0,38	
12,7	1/2	19	19,05	0,75	1	76,81	75,44	82,5	-	25,4	60	12,6	38	-	0,43	
12,7	1/2	20	19,05	0,75	1	80,85	79,48	87	-	25,4	64	12,6	38	-	0,55	
12,7	1/2	21	19,05	0,75	1	84,89	83,52	91	-	25,4	64	12,6	38	-	0,58	
12,7	1/2	22	19,05	0,75	1	88,94	87,57	94	-	25,4	70	12,6	38	-	0,63	
12,7	1/2	23	19,05	0,75	1	92,98	91,61	97	-	25,4	72	12,6	38	-	0,75	

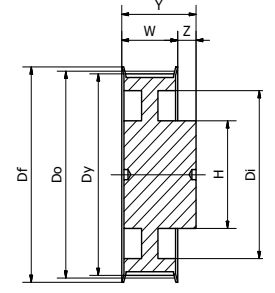


5B

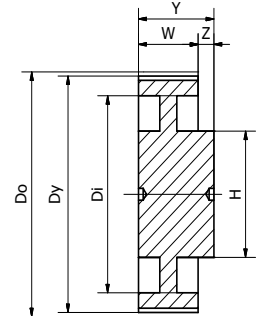
H075																
Pitch [mm]	Pitch [Inch]	Number of teeth	Belt width [mm]	Belt width [Inch]	Execution	Do [mm]	Dy [mm]	Df [mm]	Di [mm]	W [mm]	H [mm]	Z [mm]	Y [mm]	Prebored D (mm)	Weight [kg]	Material
12,7	1/2	24	19,05	0,75	1	97,02	95,64	102	-	25,4	80	12,6	38	-	0,85	Steel
12,7	1/2	25	19,05	0,75	1	101,06	99,69	106	-	25,4	80	12,6	38	-	0,95	
12,7	1/2	26	19,05	0,75	1	105,11	103,74	112	-	25,4	85	12,6	38	-	1	
12,7	1/2	27	19,05	0,75	1	109,15	107,78	115	-	25,4	88	12,6	38	-	1,1	
12,7	1/2	28	19,05	0,75	1	113,19	111,92	120	-	25,4	94	12,6	38	-	1,2	
12,7	1/2	29	19,05	0,75	1	117,23	115,86	120	-	25,4	96	12,6	38	-	1,3	
12,7	1/2	30	19,05	0,75	1	121,28	119,91	128	-	25,4	104	12,6	38	-	1,5	
12,7	1/2	32	19,05	0,75	1	129,36	127,99	135	-	25,4	112	12,6	38	-	1,6	
12,7	1/2	33	19,05	0,75	1	133,4	132,03	142	-	25,4	112	12,6	38	-	1,7	
12,7	1/2	34	19,05	0,75	1	137,45	136,08	142	-	25,4	118	12,6	48	-	1,8	
12,7	1/2	35	19,05	0,75	3	141,19	140,12	150	118	25,4	75	12,6	48	11	2	
12,7	1/2	36	19,05	0,75	3	145,53	144,16	150	118	25,4	75	12,6	48	11	2,8	
12,7	1/2	38	19,05	0,75	3	153,62	152,25	158	126	25,4	75	12,6	48	11	2,45	
12,7	1/2	40	19,05	0,75	3	161,7	160,33	168	134	25,4	75	22,6	48	11	2,6	
12,7	1/2	44	19,05	0,75	3	177,87	176,5	184	150	25,4	75	22,6	48	12	2,3	
12,7	1/2	45	19,05	0,75	3	181,91	180,54	192	154	25,4	75	22,6	48	12	2,6	
12,7	1/2	48	19,05	0,75	3	194,04	192,67	200	166	25,4	75	22,6	48	12	2,3	
12,7	1/2	50	19,05	0,75	3A	202,13	200,76	-	174	25,4	75	22,6	48	12	2,1	
12,7	1/2	52	19,05	0,75	3A	210,21	200,84	-	182	25,4	75	22,6	48	12	2,3	
12,7	1/2	60	19,05	0,75	3A	242,55	241,18	-	215	25,4	80	22,6	48	19	2,4	
12,7	1/2	70	19,05	0,75	3A	282,98	281,61	-	255	25,4	80	22,6	48	19	2,6	
12,7	1/2	72	19,05	0,75	3A	291,06	289,69	-	263	25,4	80	22,6	48	19	2,5	
12,7	1/2	82	19,05	0,75	5A	331,49	330,12	-	304	25,4	90	29,6	55	19	2,7	
12,7	1/2	84	19,05	0,75	5A	339,57	338,2	-	312	25,4	90	29,6	55	19	3	
12,7	1/2	94	19,05	0,75	5A	380	378,63	-	352	25,4	100	29,6	55	19	3,2	
12,7	1/2	96	19,05	0,75	5A	388,08	386,71	-	360	25,4	100	29,6	55	19	3,8	
12,7	1/2	106	19,05	0,75	5A	428,51	427,14	-	401	25,4	100	29,6	55	19	4,4	
12,7	1/2	116	19,05	0,75	5A	468,93	467,56	-	441	25,4	100	29,6	55	19	5,6	
12,7	1/2	120	19,05	0,75	5A	485,1	483,73	-	458	25,4	100	29,6	55	19	6,1	
12,7	1/2	150	19,05	0,75	5A	606,38	605,01	-	579	25,4	100	29,6	55	19	6,7	
12,7	1/2	152	19,05	0,75	5A	614,46	613,09	-	587	25,4	100	29,6	55	19	7,5	
12,7	1/2	154	19,05	0,75	5A	622,55	621,17	-	595	25,4	100	29,6	55	19	11,7	
12,7	1/2	156	19,05	0,75	5A	630,63	629,26	-	603	25,4	120	29,6	55	19	14,2	



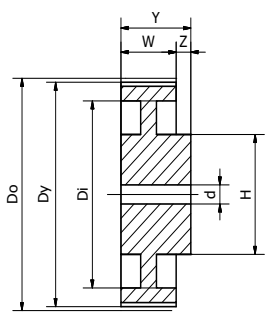
1



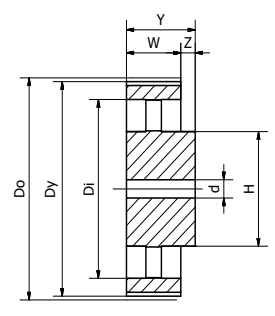
3



3A



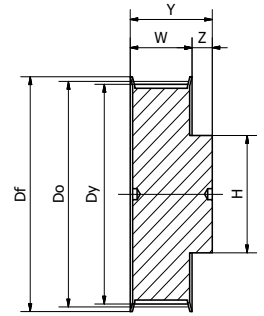
5A



5B

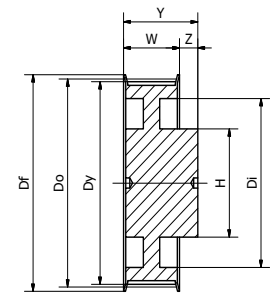
H100																
Pitch [mm]	Pitch [Inch]	Number of teeth	Belt width [mm]	Belt width [Inch]	Execution	Do [mm]	Dy [mm]	Df [mm]	Di [mm]	W [mm]	H [mm]	Z [mm]	Y [mm]	Prebored D (mm)	Weight [kg]	Material
12,7	1/2	14	25,4	1,0	1	56,6	55,23	64	-	33,3	40	10,7	44	-	0,7	Steel
12,7	1/2	15	25,4	1,0	1	60,64	59,27	66,5	-	33,3	45	10,7	44	-	0,8	
12,7	1/2	16	25,4	1,0	1	64,68	63,31	70	-	33,3	47	10,7	44	-	0,9	
12,7	1/2	17	25,4	1,0	1	68,72	67,35	75	-	33,3	49	10,7	44	-	1,1	
12,7	1/2	18	25,4	1,0	1	72,77	71,4	79	-	33,3	57	10,7	44	-	1,2	
12,7	1/2	19	25,4	1,0	1	76,81	75,44	82,5	-	33,3	60	10,7	44	-	1,35	
12,7	1/2	20	25,4	1,0	1	80,85	79,48	87	-	33,3	64	10,7	44	-	1,5	
12,7	1/2	21	25,4	1,0	1	84,89	83,52	91	-	33,3	64	10,7	44	-	1,6	
12,7	1/2	22	25,4	1,0	1	88,94	87,57	94	-	33,3	70	10,7	44	-	1,8	
12,7	1/2	23	25,4	1,0	1	92,98	91,61	97	-	33,3	72	10,7	44	-	2	
12,7	1/2	24	25,4	1,0	1	97,02	95,64	102	-	33,3	80	10,7	44	-	2,2	
12,7	1/2	25	25,4	1,0	1	101,06	99,69	106	-	33,3	80	10,7	44	-	2,4	
12,7	1/2	26	25,4	1,0	1	105,11	103,74	112	-	33,3	85	10,7	44	-	2,6	
12,7	1/2	27	25,4	1,0	1	109,15	107,78	115	-	33,3	88	10,7	44	-	2,8	
12,7	1/2	28	25,4	1,0	1	113,19	111,92	120	-	33,3	94	14,7	48	-	3	
12,7	1/2	29	25,4	1,0	1	117,23	115,86	120	-	33,3	96	14,7	48	-	3,2	
12,7	1/2	30	25,4	1,0	1	121,28	119,91	128	-	33,3	104	16,7	60	-	3,4	
12,7	1/2	32	25,4	1,0	1	129,36	127,99	135	-	33,3	112	18,7	60	-	4,3	
12,7	1/2	33	25,4	1,0	1	133,4	132,03	142	-	33,3	112	18,7	52	-	4,5	
12,7	1/2	34	25,4	1,0	1	137,45	136,08	142	-	33,3	118	18,7	52	-	4	
12,7	1/2	35	25,4	1,0	3	141,19	140,12	150	118	33,3	75	18,7	52	12	2,9	
12,7	1/2	36	25,4	1,0	3	145,53	144,16	150	118	33,3	75	18,7	52	12	3	
12,7	1/2	38	25,4	1,0	3	153,62	152,25	158	126	33,3	75	18,7	52	12	3,1	
12,7	1/2	40	25,4	1,0	3	161,7	160,33	168	134	33,3	75	20,7	54	12	3,5	
12,7	1/2	44	25,4	1,0	3	177,87	176,5	184	150	33,3	75	20,7	54	12	3,9	
12,7	1/2	45	25,4	1,0	3	181,91	180,54	192	154	33,3	75	20,7	54	12	4	
12,7	1/2	48	25,4	1,0	3	194,04	192,67	200	166	33,3	75	26,7	60	12	4,3	
12,7	1/2	50	25,4	1,0	3A	202,13	200,76	-	174	33,3	75	26,7	60	18	4,2	
12,7	1/2	52	25,4	1,0	3A	210,21	200,84	-	182	33,3	75	26,7	60	18	4	
12,7	1/2	60	25,4	1,0	3A	242,55	241,18	-	215	33,3	80	26,7	60	18	6,3	
12,7	1/2	70	25,4	1,0	3A	282,98	281,61	-	255	33,3	80	26,7	60	18	5,7	
12,7	1/2	72	25,4	1,0	3A	291,06	289,69	-	263	33,3	80	26,7	60	18	6,5	
12,7	1/2	82	25,4	1,0	5A	331,49	330,12	-	304	33,3	80	26,7	60	18	6,7	
12,7	1/2	84	25,4	1,0	5B	339,57	338,12	-	312	33,3	90	26,7	60	18	6,9	
12,7	1/2	94	25,4	1,0	5B	380,0	378,63	-	352	33,3	90	26,7	60	18	7,6	
12,7	1/2	96	25,4	1,0	5B	388,08	386,71	-	360	33,3	100	26,7	60	18	9,9	
12,7	1/2	106	25,4	1,0	5B	428,51	427,14	-	401	33,3	100	26,7	60	18	10,4	

H100																
Pitch [mm]	Pitch [Inch]	Number of teeth	Belt width [mm]	Belt width [Inch]	Execution	Do [mm]	Dy [mm]	Df [mm]	Di [mm]	W [mm]	H [mm]	Z [mm]	Y [mm]	Prebored D (mm)	Weight [kg]	Material
12,7	1/2	116	25,4	1,0	5B	468,92	467,56	-	441	33,3	100	26,7	60	18	11,3	Cast Iron
12,7	1/2	118	25,4	1,0	5B	477,02	475,65	-	449	33,3	100	26,7	60	18	11,7	
12,7	1/2	120	25,4	1,0	5B	485,1	483,73	-	458	33,3	100	26,7	60	18	12,5	
12,7	1/2	150	25,4	1,0	5B	606,38	605,01	-	579	33,3	100	26,7	60	18	16,6	
12,7	1/2	154	25,4	1,0	5B	622,55	613,09	-	595	33,3	100	26,7	60	18	18,5	
12,7	1/2	156	25,4	1,0	5B	630,63	629,26	-	603	33,3	120	26,7	60	18	22	

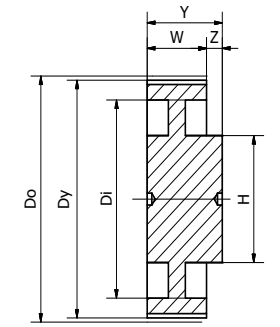


1

H150																
Pitch [mm]	Pitch [Inch]	Number of teeth	Belt width [mm]	Belt width [Inch]	Execution	Do [mm]	Dy [mm]	Df [mm]	Di [mm]	W [mm]	H [mm]	Z [mm]	Y [mm]	Prebored D (mm)	Weight [kg]	Material
12,7	1/2	14	38,1	1,50	1	56,6	55,23	64	-	46	40	12	58	-	0,94	Steel
12,7	1/2	15	38,1	1,50	1	60,64	59,27	66,5	-	46	45	12	58	-	1,05	
12,7	1/2	16	38,1	1,50	1	64,68	63,31	70	-	46	47	12	58	-	1,15	
12,7	1/2	17	38,1	1,50	1	68,72	67,35	75	-	46	49	12	58	-	1,4	
12,7	1/2	18	38,1	1,50	1	72,77	71,4	79	-	46	57	12	58	-	1,7	
12,7	1/2	19	38,1	1,50	1	76,81	75,44	82,5	-	46	60	12	58	-	1,85	
12,7	1/2	20	38,1	1,50	1	80,85	79,48	87	-	46	64	12	58	-	2	
12,7	1/2	21	38,1	1,50	1	84,89	83,52	91	-	46	64	12	58	-	2,15	
12,7	1/2	22	38,1	1,50	1	88,94	87,57	94	-	46	70	12	58	-	2,4	
12,7	1/2	23	38,1	1,50	1	92,98	91,61	97	-	46	72	12	58	-	2,65	
12,7	1/2	24	38,1	1,50	1	97,02	95,64	102	-	46	80	12	58	-	2,9	
12,7	1/2	25	38,1	1,50	1	101,06	99,69	106	-	46	80	12	58	-	3,15	
12,7	1/2	26	38,1	1,50	1	105,11	103,74	112	-	46	85	12	58	-	3,4	
12,7	1/2	27	38,1	1,50	1	109,15	107,78	115	-	46	89	12	58	-	3,65	
12,7	1/2	28	38,1	1,50	1	113,19	111,92	120	-	46	94	12	58	-	3,9	
12,7	1/2	29	38,1	1,50	1	117,23	115,86	120	-	46	96	12	58	-	4,15	
12,7	1/2	30	38,1	1,50	1	121,28	119,91	128	-	46	104	12	58	-	4,4	
12,7	1/2	32	38,1	1,50	1	129,36	127,09	135	-	46	112	12	58	-	5,3	
12,7	1/2	33	38,1	1,50	1	133,4	132,03	142	-	46	112	12	58	-	5,2	
12,7	1/2	34	38,1	1,50	1	137,45	136,08	142	-	46	118	12	58	-	5,5	
12,7	1/2	35	38,1	1,50	3	141,19	140,12	150	118	46	75	12	58	12	3,9	
12,7	1/2	36	38,1	1,50	3	145,53	144,16	150	118	46	75	12	58	12	3,9	
12,7	1/2	38	38,1	1,50	3	153,62	152,25	158	126	46	75	12	58	12	3,9	
12,7	1/2	40	38,1	1,50	3	161,7	160,33	168	134	46	75	24	70	12	4,7	
12,7	1/2	44	38,1	1,50	3	177,87	176,5	184	150	46	75	24	70	18	5	
12,7	1/2	45	38,1	1,50	3	181,91	180,54	192	154	46	75	24	70	18	5,2	
12,7	1/2	48	38,1	1,50	3	194,04	192,67	200	166	46	75	24	70	18	5,6	
12,7	1/2	50	38,1	1,50	3A	202,13	200,76	-	174	46	75	24	70	18	5,2	
12,7	1/2	52	38,1	1,50	3A	210,21	200,84	-	182	46	75	24	70	18	6	
12,7	1/2	60	38,1	1,50	3A	242,55	241,18	-	215	46	80	24	70	18	7,5	
12,7	1/2	70	38,1	1,50	3A	282,98	281,61	-	255	46	80	24	70	24	7,7	
12,7	1/2	72	38,1	1,50	3A	291,06	289,69	-	263	46	80	24	70	24	8	
12,7	1/2	82	38,1	1,50	5B	331,49	330,12	-	304	46	90	24	70	24	8,4	
12,7	1/2	84	38,1	1,50	5B	339,57	338,2	-	312	46	100	24	70	24	9	
12,7	1/2	94	38,1	1,50	5B	380,0	378,63	-	352	46	100	24	70	24	11,6	
12,7	1/2	96	38,1	1,50	5B	388,08	386,71	-	360	46	100	24	70	24	14	
12,7	1/2	116	38,1	1,50	5B	468,93	467,56	-	441	46	100	24	70	24	16,6	
12,7	1/2	118	38,1	1,50	5B	477,02	475,65	-	449	46	100	24	70	24	17,2	
12,7	1/2	120	38,1	1,50	5B	485,1	483,73	-	458	46	100	24	70	24	18,5	
12,7	1/2	150	38,1	1,50	5B	606,37	605,01	-	579	46	100	24	70	24	19,2	
12,7	1/2	152	38,1	1,50	5B	614,46	613,09	-	587	46	100	24	70	24	22	
12,7	1/2	154	38,1	1,50	5B	622,55	621,17	-	595	46	100	24	70	24	24,3	
12,7	1/2	156	38,1	1,50	5B	630,63	629,26	-	603	46	120	24	70	24	25	

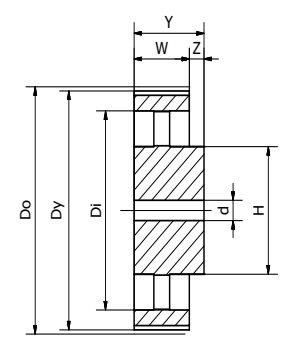


3



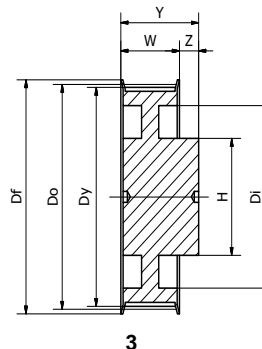
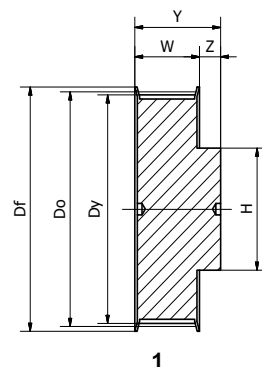
3A

H200																
Pitch [mm]	Pitch [Inch]	Number of teeth	Belt width [mm]	Belt width [Inch]	Execution	Do [mm]	Dy [mm]	Df [mm]	Di [mm]	W [mm]	H [mm]	Z [mm]	Y [mm]	Prebored D (mm)	Weight [kg]	Material
12,7	1/2	14	50,8	2,0	1	56,6	55,23	64	-	59,5	40	12,5	72	-	1,2	Steel
12,7	1/2	15	50,8	2,0	1	60,64	59,27	66,5	-	59,5	45	12,5	72	-	1,3	
12,7	1/2	16	50,8	2,0	1	64,68	63,31	70	-	59,5	47	12,5	72	-	1,4	
12,7	1/2	17	50,8	2,0	1	68,72	67,35	75	-	59,5	49	12,5	72	-	1,7	
12,7	1/2	18	50,8	2,0	1	72,77	71,4	79	-	59,5	57	12,5	72	-	2	
12,7	1/2	19	50,8	2,0	1	76,81	75,44	82,5	-	59,5	60	12,5	72	-	2,35	
12,7	1/2	20	50,8	2,0	1	80,85	79,48	87	-	59,5	64	12,5	72	-	2,5	
12,7	1/2	21	50,8	2,0	1	84,89	83,52	91	-	59,5	64	12,5	72	-	2,7	
12,7	1/2	22	50,8	2,0	1	88,94	87,57	94	-	59,5	70	12,5	72	-	3	
12,7	1/2	23	50,8	2,0	1	92,98	91,61	97	-	59,5	72	12,5	72	-	3,3	
12,7	1/2	24	50,8	2,0	1	97,02	95,64	102	-	59,5	80	12,5	72	-	3,6	
12,7	1/2	25	50,8	2,0	1	101,06	99,69	106	-	59,5	80	12,5	72	-	3,9	
12,7	1/2	26	50,8	2,0	1	105,11	103,74	112	-	59,5	85	12,5	72	-	4,2	
12,7	1/2	27	50,8	2,0	1	109,15	107,78	115	-	59,5	88	12,5	72	-	4,5	
12,7	1/2	28	50,8	2,0	1	113,19	111,92	120	-	59,5	94	12,5	72	-	4,8	

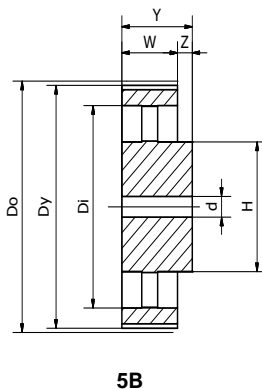
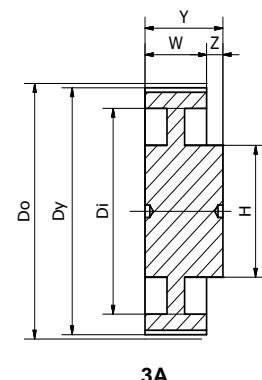


5B

H200																
Pitch [mm]	Pitch [Inch]	Number of teeth	Belt width [mm]	Belt width [Inch]	Execution	Do [mm]	Dy [mm]	Df [mm]	Di [mm]	W [mm]	H [mm]	Z [mm]	Y [mm]	Prebored D (mm)	Weight [kg]	Material
12,7	1/2	29	50,8	2,0	1	117,23	115,86	120	-	59,5	96	12,5	72	-	5,1	Steel
12,7	1/2	30	50,8	2,0	1	121,28	119,91	128	-	59,5	104	12,5	72	-	5,4	
12,7	1/2	32	50,8	2,0	1	129,36	127,99	135	-	59,5	112	12,5	72	-	6,2	
12,7	1/2	33	50,8	2,0	1	133,4	132,03	142	-	59,5	112	12,5	72	-	6	
12,7	1/2	34	50,8	2,0	1	137,45	136,08	142	-	59,5	118	12,5	72	-	7	
12,7	1/2	35	50,8	2,0	3	141,19	140,12	150	118	59,5	80	12,5	72	12	4,9	
12,7	1/2	36	50,8	2,0	3	145,53	144,16	150	118	59,5	80	12,5	72	12	5	
12,7	1/2	38	50,8	2,0	3	153,62	152,25	158	126	59,5	80	12,5	72	12	4,8	
12,7	1/2	40	50,8	2,0	3	161,7	160,33	168	134	59,5	80	12,5	72	12	5,6	
12,7	1/2	44	50,8	2,0	3	177,87	176,5	184	150	59,5	80	12,5	72	18	6	
12,7	1/2	45	50,8	2,0	3	181,91	180,54	192	154	59,5	80	12,5	72	18	6,5	
12,7	1/2	48	50,8	2,0	3	194,04	192,67	200	166	59,5	80	20,5	80	24	7	
12,7	1/2	50	50,8	2,0	3A	202,13	200,76	-	174	59,5	80	20,5	80	24	6,2	
12,7	1/2	52	50,8	2,0	3A	210,21	200,84	-	182	59,5	80	20,5	80	24	8	
12,7	1/2	60	50,8	2,0	3A	242,55	241,18	-	215	59,5	80	20,5	80	24	8,7	
12,7	1/2	70	50,8	2,0	3A	282,98	281,61	-	255	59,5	90	20,5	90	28	9,7	
12,7	1/2	72	50,8	2,0	3A	291,06	289,69	-	263	59,5	90	20,5	90	28	11,5	
12,7	1/2	82	76,2	3,0	5B	331,49	330,12	-	304	59,5	90	20,5	90	28	11,6	
12,7	1/2	84	50,8	2,0	5B	339,57	338,2	-	312	59,5	100	20,5	80	28	11,7	
12,7	1/2	94	50,8	2,0	5B	380	378,63	-	352	59,5	100	20,5	80	28	14	
12,7	1/2	96	50,8	2,0	5B	388,08	386,71	-	360	59,5	100	20,5	80	28	18	
12,7	1/2	106	50,8	2,0	5B	428,51	427,14	-	401	59,5	100	20,5	80	28	18,5	
12,7	1/2	116	50,8	2,0	5B	468,93	467,56	-	441	59,5	100	20,5	80	28	19,2	
12,7	1/2	118	50,8	2,0	5B	477,02	475,65	-	449	59,5	100	20,5	80	28	22	
12,7	1/2	120	50,8	2,0	5B	485,1	483,73	-	458	59,5	100	20,5	80	28	24,5	
12,7	1/2	150	50,8	2,0	5B	606,39	605,01	-	579	59,5	100	20,5	80	28	25	
12,7	1/2	152	50,8	2,0	5B	614,46	613,09	-	587	59,5	100	20,5	80	28	26,7	
12,7	1/2	154	50,8	2,0	5B	622,55	621,17	-	595	59,5	100	20,5	80	28	27,4	
12,7	1/2	156	50,8	2,0	5B	630,63	629,26	-	603	59,5	130	20,5	80	28	28,5	

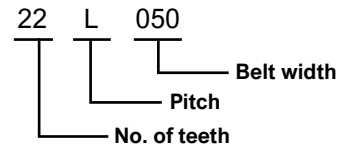


H300																
Pitch [mm]	Pitch [Inch]	Number of teeth	Belt width [mm]	Belt width [Inch]	Execution	Do [mm]	Dy [mm]	Df [mm]	Di [mm]	W [mm]	H [mm]	Z [mm]	Y [mm]	Prebored D (mm)	Weight [kg]	Material
12,7	1/2	14	76,2	3,0	1	56,6	55,23	64	-	85,7	40	12,3	98	-	1,7	Steel
12,7	1/2	15	76,2	3,0	1	60,64	59,27	66,5	-	85,7	45	12,3	98	-	1,8	
12,7	1/2	16	76,2	3,0	1	64,68	63,31	70	-	85,7	47	12,3	98	-	1,9	
12,7	1/2	17	76,2	3,0	1	68,72	67,35	75	-	85,7	49	12,3	98	-	2,3	
12,7	1/2	18	76,2	3,0	1	72,77	71,4	79	-	85,7	57	12,3	98	-	2,6	
12,7	1/2	19	76,2	3,0	1	76,81	75,44	82,5	-	85,7	60	12,3	98	-	3,35	
12,7	1/2	20	76,2	3,0	1	80,85	79,48	87	-	85,7	64	12,3	98	-	3,5	
12,7	1/2	21	76,2	3,0	1	84,89	83,52	91	-	85,7	64	12,3	98	-	3,8	
12,7	1/2	22	76,2	3,0	1	88,94	87,57	94	-	85,7	70	12,3	98	-	4,2	
12,7	1/2	23	76,2	3,0	1	92,98	91,61	97	-	85,7	72	12,3	98	-	4,6	
12,7	1/2	24	76,2	3,0	1	97,02	95,64	102	-	85,7	80	12,3	98	-	5	
12,7	1/2	25	76,2	3,0	1	101,06	99,69	106	-	85,7	80	12,3	98	-	5,4	
12,7	1/2	26	76,2	3,0	1	105,11	103,74	112	-	85,7	85	12,3	98	-	5,8	
12,7	1/2	27	76,2	3,0	1	109,15	107,78	115	-	85,7	88	12,3	98	-	6,2	
12,7	1/2	28	76,2	3,0	1	113,19	111,92	120	-	85,7	94	12,3	98	-	6,6	
12,7	1/2	29	76,2	3,0	1	117,23	115,86	120	-	85,7	96	12,3	98	-	7	
12,7	1/2	30	76,2	3,0	1	121,28	119,91	128	-	85,7	104	12,3	98	-	7,4	
12,7	1/2	32	76,2	3,0	1	129,36	127,99	135	-	85,7	112	12,3	98	-	8,2	
12,7	1/2	33	76,2	3,0	1	133,4	132,03	142	-	85,7	112	12,3	98	-	6	
12,7	1/2	34	76,2	3,0	1	137,45	136,08	142	-	85,7	118	12,3	98	-	9,6	
12,7	1/2	35	76,2	3,0	3	141,19	140,12	150	118	85,7	75	12,3	98	18	6,9	
12,7	1/2	36	76,2	3,0	3	145,53	144,16	150	118	85,7	80	12,3	98	18	6,9	
12,7	1/2	38	76,2	3,0	3	153,62	152,25	158	126	85,7	80	12,3	98	18	6,5	
12,7	1/2	40	76,2	3,0	3	161,7	160,33	168	134	85,7	80	12,3	98	18	7,8	
12,7	1/2	44	76,2	3,0	3	177,87	176,5	184	150	85,7	80	12,3	98	24	8	
12,7	1/2	45	76,2	3,0	3	181,91	180,54	192	154	85,7	80	12,3	98	24	8,9	
12,7	1/2	48	76,2	3,0	3	194,04	192,67	200	166	85,7	90	12,3	98	24	10,1	
12,7	1/2	50	76,2	3,0	3A	202,13	200,76	-	174	85,7	90	12,3	98	24	10,9	
12,7	1/2	52	76,2	3,0	3A	210,21	200,84	-	182	85,7	90	12,3	98	24	11	
12,7	1/2	60	76,2	3,0	3A	242,55	241,18	-	215	85,7	100	12,3	98	24	11	
12,7	1/2	70	76,2	3,0	3A	282,98	281,61	-	255	85,7	100	12,3	98	28	13,7	
12,7	1/2	72	76,2	3,0	3A	291,06	289,69	-	263	85,7	100	12,3	98	28	16	
12,7	1/2	82	76,2	3,0	5B	331,49	330,12	-	304	85,7	100	12,3	98	28	16,5	
12,7	1/2	84	76,2	3,0	5B	339,57	338,2	-	312	85,7	100	12,3	98	28	16,6	
12,7	1/2	94	76,2	3,0	5B	380	378,63	-	352	85,7	100	12,3	98	28	21	
12,7	1/2	106	76,2	3,0	5B	428,51	427,14	-	401	85,7	100	12,3	98	28	22	
12,7	1/2	116	76,2	3,0	5B	468,93	467,56	-	441	85,7	100	12,3	98	28	25	
12,7	1/2	118	76,2	3,0	5B	477,02	475,65	-	449	85,7	100	12,3	98	28	27,1	
12,7	1/2	120	76,2	3,0	5B	485,1	483,73	-	458	85,7	120	12,3	98	28	30,5	
12,7	1/2	150	76,2	3,0	5B	606,39	605,01	-	579	85,7	120	12,3	98	28	31,2	
12,7	1/2	152	76,2	3,0	5B	614,46	613,09	-	587	85,7	120	12,3	98	28	32,8	
12,7	1/2	154	76,2	3,0	5B	622,55	621,17	-	595	85,7	120	12,3	98	28	33,5	
12,7	1/2	156	76,2	3,0	5B	630,63	629,26	-	603	85,7	130	12,3	98	28	34	





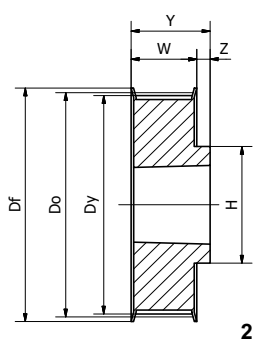
Item no. example:



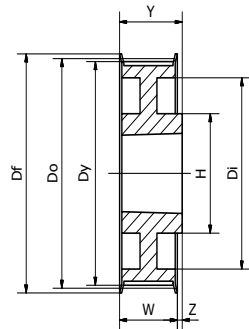
Timing pulleys imperial pitch are available with taper bush, profiles L and H. The pulleys are made in cast iron. Jens S. can also machine your pulleys to desired taper bush size in our workshop.

L050

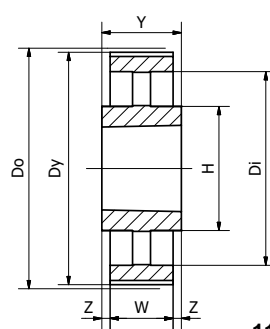
Pitch [mm]	Pitch [Inch]	Number of teeth	Belt width [mm]	Belt width [Inch]	Execution	Do [mm]	Dy [mm]	Df [mm]	Di [mm]	W [mm]	H [mm]	Z [mm]	Y [mm]	Taper bush	Bore range	Weight [kg]	Material
9,525	3/8	18	12,7	0,5	2	54,57	53,81	60	-	19	47	3	22	1108	10-28	0,2	Steel
9,525	3/8	19	12,7	0,5	2	57,61	56,84	64	-	19	47	3	22	1108	10-28	0,2	
9,525	3/8	20	12,7	0,5	2	60,64	59,88	66,5	-	19	48	3	22	1108	10-28	0,2	
9,525	3/8	21	12,7	0,5	2	63,67	62,91	70	-	19	48	3	22	1108	10-28	0,3	
9,525	3/8	22	12,7	0,5	2	68,7	65,94	75	-	19	51	3	22	1108	10-28	0,3	
9,525	3/8	23	12,7	0,5	2	69,73	68,97	79	-	19	51	3	22	1108	10-28	0,4	
9,525	3/8	24	12,7	0,5	2	72,77	72,01	79	-	19	58	3	22	1108	10-28	0,4	
9,525	3/8	25	12,7	0,5	2	75,8	75,04	82,5	-	19	58	3	22	1108	10-28	0,5	
9,525	3/8	26	12,7	0,5	2	78,83	78,07	86	-	19	58	3	22	1108	10-28	0,5	
9,525	3/8	27	12,7	0,5	2	81,86	81,1	86	-	19	58	3	22	1108	10-28	0,6	
9,525	3/8	28	12,7	0,5	2	84,89	84,13	91	-	19	58	3	22	1108	10-28	0,6	
9,525	3/8	30	12,7	0,5	2	90,96	90,2	97	-	19	58	3	22	1108	10-28	0,8	
9,525	3/8	32	12,7	0,5	2	97,02	96,26	102	-	19	58	3	22	1108	10-28	0,9	
9,525	3/8	36	12,7	0,5	9	109,15	108,39	115	84	19	58	3	22	1108	10-28	1,2	
9,525	3/8	40	12,7	0,5	2	121,28	120,52	128	-	19	58	6	25	1610	10-43	1,5	
9,525	3/8	44	12,7	0,5	9	133,4	132,64	142	110	19	90	6	25	1610	10-46	2,3	
9,525	3/8	48	12,7	0,5	9	145,53	144,77	150	126	19	90	6	25	1610	10-49	2,3	
9,525	3/8	60	12,7	0,5	11A	181,91	181,15	-	162	19	90	3	25	1610	10-52	2	
9,525	3/8	66	12,7	0,5	11B	200,11	199,34	-	178	19	90	3	25	1610	10-52	2,6	
9,525	3/8	72	12,7	0,5	11B	218,3	217,54	-	199	19	90	3	25	1610	10-55	3	
9,525	3/8	84	12,7	0,5	11B	254,68	253,92	-	235	19	90	3	25	1610	10-55	4	
9,525	3/8	96	12,7	0,5	11B	291,06	290,3	-	270	19	110	6,5	32	2012	16-50	5,5	
9,525	3/8	120	12,7	0,5	11B	363,83	363,07	-	344	19	110	6,5	32	2012	16-50	6,8	



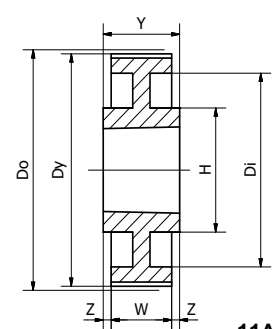
2



9

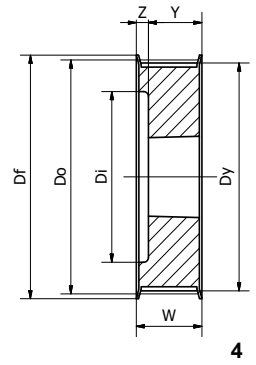


11B

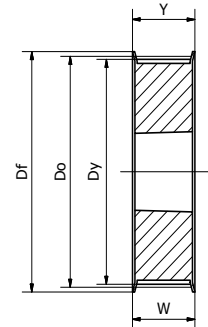


11A

L075																	
Pitch [mm]	Pitch [Inch]	Number of teeth	Belt width [mm]	Belt width [Inch]	Execution	Do [mm]	Dy [mm]	Df [mm]	Di [mm]	W [mm]	H [mm]	Z [mm]	Y [mm]	Taper bush	Bore range	Weight [kg]	Material
9,525	3/8	18	19,05	0,75	4	54,57	53,81	60	38	25	-	3	22	1108	10-28	0,2	Steel
9,525	3/8	19	19,05	0,75	4	57,61	56,84	64	38	25	-	3	22	1108	10-28	0,3	
9,525	3/8	20	19,05	0,75	4	60,64	59,88	66,5	46	25	-	3	22	1108	10-28	0,3	
9,525	3/8	21	19,05	0,75	4	63,67	62,91	70	46	25	-	3	22	1108	10-28	0,4	
9,525	3/8	22	19,05	0,75	4	68,7	65,94	75	46	25	-	3	22	1108	10-28	0,4	
9,525	3/8	23	19,05	0,75	4	69,73	68,97	79	46	25	-	3	22	1108	10-28	0,4	
9,525	3/8	24	19,05	0,75	4	72,77	72,01	79	53	25	-	3	22	1108	10-28	0,5	
9,525	3/8	25	19,05	0,75	4	75,8	75,04	82,5	53	25	-	3	22	1108	10-28	0,5	
9,525	3/8	26	19,05	0,75	4	78,83	78,07	86	60	25	-	3	22	1108	10-28	0,6	
9,525	3/8	27	19,05	0,75	4	81,86	81,1	86	60	25	-	3	22	1108	10-28	0,7	
9,525	3/8	28	19,05	0,75	4	84,89	84,13	91	65	25	-	3	22	1108	10-28	0,7	
9,525	3/8	30	19,05	0,75	4	90,96	90,2	97	68	25	-	3	22	1108	10-28	0,9	
9,525	3/8	32	19,05	0,75	4	97,02	96,26	102	76	25	-	3	22	1108	10-28	1	
9,525	3/8	36	19,05	0,75	6	109,15	108,39	115	-	25	-	-	25	1610	10-42	1,2	
9,525	3/8	40	19,05	0,75	6	121,28	120,52	128	-	25	-	-	25	1610	10-44	1,7	
9,525	3/8	44	19,05	0,75	7	133,4	132,64	142	110	25	90	-	25	1610	10-47	2,4	
9,525	3/8	48	19,05	0,75	7	145,53	144,77	150	126	25	90	-	25	1610	10-50	2,5	
9,525	3/8	60	19,05	0,75	7A	181,91	181,15	-	162	25	90	-	25	1610	10-53	3	
9,525	3/8	72	19,05	0,75	7B	218,3	217,54	-	199	25	90	-	25	1610	10-56	4	
9,525	3/8	84	19,05	0,75	11B	254,68	253,92	-	235	25	110	3,5	32	2012	16-50	5,2	
9,525	3/8	96	19,05	0,75	11B	291,06	290,3	-	270	25	110	3,5	32	2012	16-50	6,5	
9,525	3/8	120	19,05	0,75	11B	363,83	363,07	-	344	25	110	3,5	32	2012	16-50	7,6	

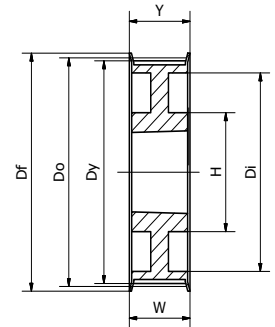


4

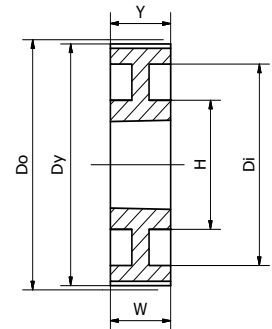


6

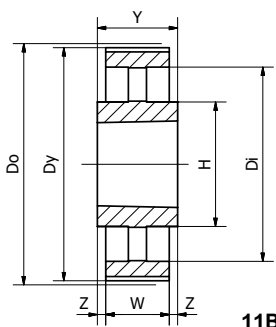
L100																	
Pitch [mm]	Pitch [Inch]	Number of teeth	Belt width [mm]	Belt width [Inch]	Execution	Do [mm]	Dy [mm]	Df [mm]	Di [mm]	W [mm]	H [mm]	Z [mm]	Y [mm]	Taper bush	Bore range	Weight [kg]	Material
9,525	3/8	18	25,4	1	4	54,57	53,81	60	38	32	-	10	22	1108	10-28	0,2	Steel
9,525	3/8	19	25,4	1	4	57,61	56,84	64	38	32	-	10	22	1108	10-28	0,3	
9,525	3/8	20	25,4	1	4	60,64	59,88	66,5	46	32	-	10	22	1108	10-28	0,4	
9,525	3/8	21	25,4	1	4	63,67	62,91	70	46	32	-	10	22	1108	10-28	0,4	
9,525	3/8	22	25,4	1	4	68,7	65,94	75	46	32	-	10	22	1108	10-28	0,4	
9,525	3/8	23	25,4	1	4	69,73	68,97	79	46	32	-	10	22	1108	10-28	0,5	
9,525	3/8	24	25,4	1	4	72,77	72,01	79	53	32	-	10	22	1108	10-28	0,6	
9,525	3/8	25	25,4	1	4	75,8	75,04	82,5	53	32	-	10	22	1108	10-28	0,6	
9,525	3/8	26	25,4	1	4	78,83	78,07	86	60	32	-	10	22	1108	10-28	0,7	
9,525	3/8	27	25,4	1	4	81,86	81,1	86	60	32	-	10	22	1108	10-28	0,8	
9,525	3/8	28	25,4	1	4	84,89	84,13	91	65	32	-	10	22	1108	10-28	0,8	
9,525	3/8	30	25,4	1	4	90,96	90,2	97	68	32	-	7	25	1210	10-32	0,9	
9,525	3/8	32	25,4	1	4	97,02	96,26	102	76	32	-	7	25	1210	10-32	1	
9,525	3/8	36	25,4	1	4	109,15	108,39	115	85	32	-	7	25	1610	10-42	1,4	
9,525	3/8	40	25,4	1	4	121,28	120,52	128	100	32	-	7	25	1610	10-45	1,7	
9,525	3/8	44	25,4	1	10	133,4	132,64	142	110	32	90	7	25	1610	10-48	2,6	
9,525	3/8	48	25,4	1	10	145,53	144,77	150	126	32	90	7	25	1610	10-51	2,7	
9,525	3/8	60	25,4	1	8A	181,91	181,15	-	162	32	90	3,5	25	1610	10-54	3,4	
9,525	3/8	72	25,4	1	7A	218,3	217,54	-	199	32	110	-	32	2012	16-50	4,4	
9,525	3/8	84	25,4	1	7B	254,68	253,92	-	235	32	110	-	32	2012	16-50	6	
9,525	3/8	96	25,4	1	7B	291,06	290,3	-	270	32	110	-	32	2012	16-50	7,1	
9,525	3/8	120	25,4	1	7B	363,83	363,07	-	344	32	110	-	32	2012	16-50	8,5	



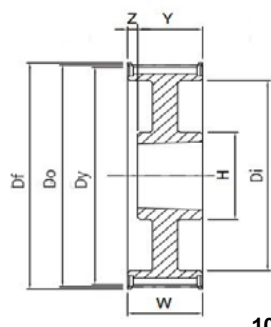
7



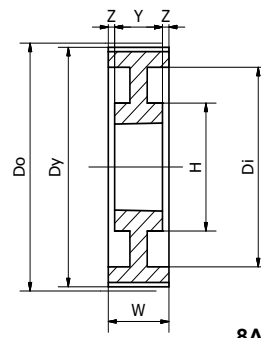
7A



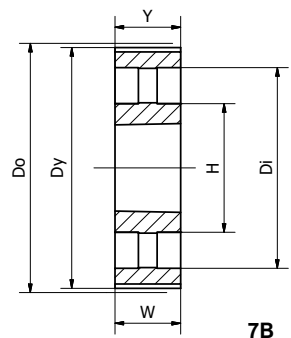
11B



10

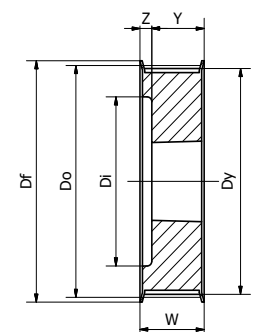


8A

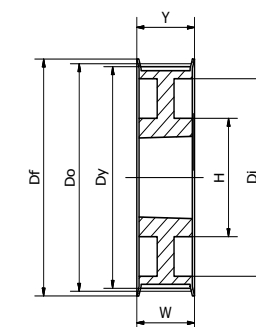


7B

H100																	
Pitch [mm]	Pitch [Inch]	Number of teeth	Belt width [mm]	Belt width [Inch]	Execution	Do [mm]	Dy [mm]	Df [mm]	Di [mm]	W [mm]	H [mm]	Z [mm]	Y [mm]	Taper bush	Bore range	Weight [kg]	Material
12,7	1/2	14	25,4	1	4	56,6	55,23	64	37	31	-	9	22	1108	10-28	0,3	Steel
12,7	1/2	15	25,4	1	4	60,64	59,27	66,5	37	31	-	9	22	1108	10-28	0,4	
12,7	1/2	16	25,4	1	4	64,68	63,31	70	46	31	-	9	22	1108	10-28	0,4	
12,7	1/2	18	25,4	1	4	72,77	71,4	79	56	31	-	6	25	1210	10-32	0,6	
12,7	1/2	19	25,4	1	4	76,81	75,44	82,5	56	32	-	6	25	1210	10-32	0,6	
12,7	1/2	20	25,4	1	4	80,85	79,48	87	56	32	-	6	25	1210	10-32	0,7	
12,7	1/2	21	25,4	1	4	84,89	83,52	91	62	32	-	7	25	1210	10-32	0,8	
12,7	1/2	22	25,4	1	4	88,94	87,57	94	62	32	-	7	25	1210	10-32	0,9	
12,7	1/2	23	25,4	1	4	92,98	91,61	97	71	32	-	7	25	1610	10-42	0,9	
12,7	1/2	24	25,4	1	4	97,02	95,65	102	71	32	-	7	25	1610	10-42	1	
12,7	1/2	25	25,4	1	4	101,06	99,69	106	78	32	-	7	25	1610	10-42	1	
12,7	1/2	26	25,4	1	4	105,11	103,74	112	78	32	-	7	25	1610	10-42	1,2	
12,7	1/2	27	25,4	1	4	109,15	107,78	115	86	32	-	7	25	1610	10-42	1,3	
12,7	1/2	28	25,4	1	4	113,19	111,92	120	86	32	-	7	25	1610	10-42	1,5	
12,7	1/2	30	25,4	1	4	121,28	119,91	128	95	32	-	7	25	1610	10-42	1,7	
12,7	1/2	32	25,4	1	10	129,36	127,99	135	110	32	82	7	25	1610	10-42	2	
12,7	1/2	36	25,4	1	10	145,53	144,16	150	120	32	82	7	25	1610	10-42	2,7	
12,7	1/2	40	25,4	1	10	161,7	160,33	168	136	32	82	7	25	1610	10-42	3,6	
12,7	1/2	44	25,4	1	7	177,87	176,5	184	162	32	110	-	32	2012	16-50	3,8	
12,7	1/2	48	25,4	1	7	194,04	192,67	200	168	32	110	-	31	2012	16-50	4,2	
12,7	1/2	60	25,4	1	8A	242,55	241,18	-	217	34	110	1	32	2012	16-50	4,8	
12,7	1/2	72	25,4	1	8B	291,06	289,69	-	264	34	110	1	32	2012	16-50	5,7	
12,7	1/2	84	25,4	1	8B	339,57	338,2	-	312	34	110	1	32	2012	16-50	6,8	
12,7	1/2	96	25,4	1	11B	388,08	386,71	-	357	34	120	5,5	45	2517	18-65	8,2	
12,7	1/2	120	25,4	1	11B	485,1	483,73	-	457	34	120	5,5	45	2517	18-65	12	

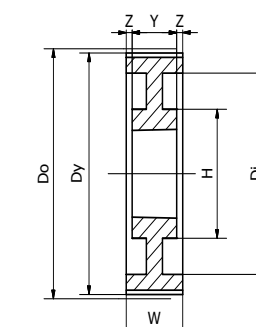


4

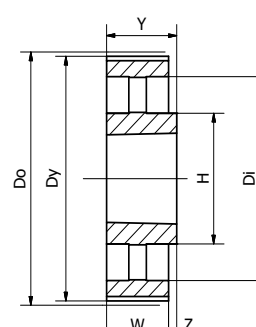


7

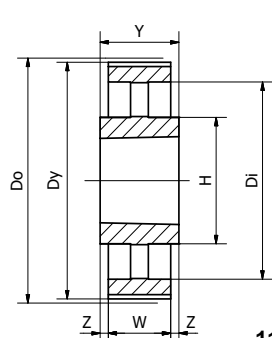
H150																	
Pitch [mm]	Pitch [Inch]	Number of teeth	Belt width [mm]	Belt width [Inch]	Execution	Do [mm]	Dy [mm]	Df [mm]	Di [mm]	W [mm]	H [mm]	Z [mm]	Y [mm]	Taper bush	Bore range	Weight [kg]	Material
12,7	1/2	14	38,1	1,50	4	56,6	55,23	64	37	45	-	23	22	1108	10-28	0,5	Steel
12,7	1/2	16	38,1	1,50	4	64,68	63,31	70	46	45	-	23	22	1108	10-28	0,5	
12,7	1/2	18	38,1	1,50	4	72,77	71,4	79	56	45	-	20	25	1210	10-32	0,6	
12,7	1/2	19	38,1	1,50	4	76,81	75,44	82,5	56	45	-	20	25	1210	10-32	0,7	
12,7	1/2	20	38,1	1,50	4	80,85	79,48	87	56	45	-	20	25	1210	10-32	0,8	
12,7	1/2	21	38,1	1,50	4	84,89	83,52	91	67	45	-	20	25	1210	10-32	1	
12,7	1/2	22	38,1	1,50	4	88,94	87,57	94	67	45	-	20	25	1210	10-32	1,2	
12,7	1/2	23	38,1	1,50	4	92,98	91,61	97	71	45	-	20	25	1610	10-42	1,3	
12,7	1/2	24	38,1	1,50	4	97,02	95,65	102	71	45	-	20	25	1610	10-42	1	
12,7	1/2	25	38,1	1,50	4	101,06	99,69	106	78	45	-	20	25	1610	10-42	1,2	
12,7	1/2	26	38,1	1,50	4	105,11	103,74	112	78	45	-	20	25	1610	10-42	1,4	
12,7	1/2	27	38,1	1,50	4	109,15	107,78	115	86	45	-	20	25	1610	10-42	1,6	
12,7	1/2	28	38,1	1,50	4	113,19	111,92	120	86	45	-	20	25	1610	10-42	1,8	
12,7	1/2	30	38,1	1,50	4	121,28	119,91	128	95	45	-	20	25	1610	10-42	2	
12,7	1/2	32	38,1	1,50	10	129,36	127,99	135	110	45	82	20	25	1610	10-42	2,3	
12,7	1/2	36	38,1	1,50	10	145,53	144,16	150	120	45	82	20	25	1610	10-42	3,1	
12,7	1/2	40	38,1	1,50	10	161,7	160,33	168	136	45	82	30	25	1610	10-42	4	
12,7	1/2	44	38,1	1,50	10	177,87	176,5	184	152	45	110	13	32	2012	16-50	4,4	
12,7	1/2	48	38,1	1,50	10	194,04	192,67	200	168	45	110	13	31	2012	16-50	4,8	
12,7	1/2	60	38,1	1,50	8B	242,55	241,18	-	217	46	110	7	32	2012	16-50	5,4	
12,7	1/2	72	38,1	1,50	8B	291,06	289,69	-	264	46	110	7	32	2012	16-50	6,5	
12,7	1/2	84	38,1	1,50	8B	339,57	338,2	-	312	46	110	7	32	2012	16-50	8,4	
12,7	1/2	96	38,1	1,50	8B	388,08	386,71	-	357	46	120	0,5	45	2517	18-65	11	
12,7	1/2	120	38,1	1,50	8B	485,1	483,73	-	457	46	120	0,5	45	2517	18-65	14,8	



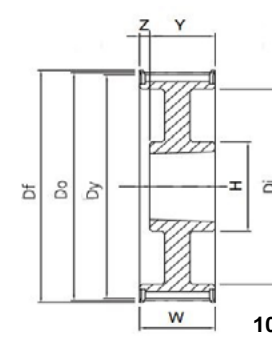
8A



8B

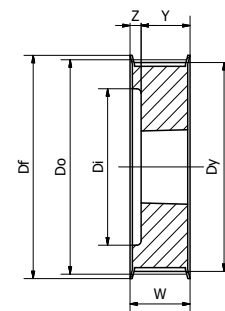


11B

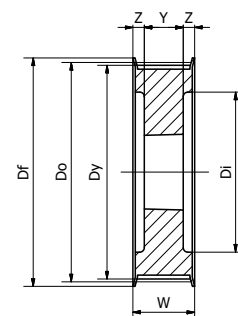


10

H200																	
Pitch [mm]	Pitch [Inch]	Number of teeth	Belt width [mm]	Belt width [Inch]	Execution	Do [mm]	Dy [mm]	Df [mm]	Di [mm]	W [mm]	H [mm]	Z [mm]	Y [mm]	Taper bush	Bore range	Weight [kg]	Material
12,7	1/2	16	50,8	2	4	64,68	63,31	70	46	58	-	36	22	1108	10-28	0,7	Steel
12,7	1/2	18	50,8	2	4	72,77	71,4	79	52	58	-	33	25	1210	10-32	0,8	
12,7	1/2	19	50,8	2	4	76,81	75,44	82,5	56	58	-	33	25	1610	10-42	0,9	
12,7	1/2	20	50,8	2	4	80,85	79,48	87	56	58	-	33	25	1610	10-42	1	
12,7	1/2	21	50,8	2	4	84,89	83,52	91	67	58	-	33	25	1610	10-42	1,7	
12,7	1/2	22	50,8	2	4	88,94	87,57	94	67	58	-	33	25	1610	10-42	1,5	
12,7	1/2	23	50,8	2	4	92,98	91,61	97	71	58	-	33	25	1610	10-42	1,8	
12,7	1/2	24	50,8	2	4	97,02	95,65	102	71	58	-	33	25	1610	10-42	1,5	
12,7	1/2	25	50,8	2	4	101,06	99,69	106	78	58	-	33	25	1610	10-42	1,5	
12,7	1/2	26	50,8	2	4	105,11	103,74	112	78	58	-	33	25	1610	10-42	1,8	
12,7	1/2	27	50,8	2	4	109,15	107,78	115	86	58	-	33	25	1610	10-42	1,9	
12,7	1/2	28	50,8	2	4	113,19	111,92	120	86	58	-	33	25	1610	10-42	1,9	
12,7	1/2	30	50,8	2	4	121,28	119,91	128	95	58	-	33	25	1610	10-42	2,3	
12,7	1/2	32	50,8	2	4	129,36	127,99	135	106	58	-	26	32	2012	16-50	3	
12,7	1/2	36	50,8	2	10	145,53	144,16	150	120	58	102	36	32	2012	16-50	3	
12,7	1/2	40	50,8	2	10	161,7	160,33	168	136	58	110	36	32	2012	16-50	3,6	
12,7	1/2	44	50,8	2	10	177,87	176,5	184	162	58	110	26	32	2012	16-50	4	
12,7	1/2	48	50,8	2	8B	194,04	192,67	200	168	58	120	13	45	2517	18-65	4,6	
12,7	1/2	60	50,8	2	8B	242,55	241,18	-	217	60	120	7,5	45	2517	18-65	7	
12,7	1/2	72	50,8	2	8B	291,06	289,69	-	264	60	120	7,5	45	2517	18-65	8	
12,7	1/2	84	50,8	2	8B	339,57	338,2	-	312	60	120	7,5	45	2517	18-65	9	
12,7	1/2	96	50,8	2	8B	388,08	386,71	-	357	60	120	7,5	45	2517	18-65	10	
12,7	1/2	120	50,8	2	8B	485,1	483,73	-	457	60	120	7,5	45	2517	18-65	13	

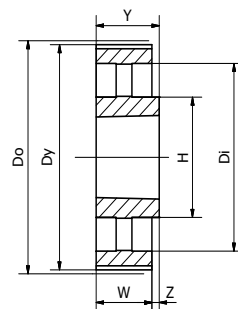


4

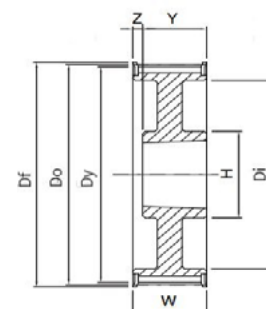


5


H300																	
Pitch [mm]	Pitch [Inch]	Number of teeth	Belt width [mm]	Belt width [Inch]	Execution	Do [mm]	Dy [mm]	Df [mm]	Di [mm]	W [mm]	H [mm]	Z [mm]	Y [mm]	Taper bush	Bore range	Weight [kg]	Material
12,7	1/2	19	76,2	3	5	76,81	75,44	82,5	56	84	-	23	38	1215	11-32	1,5	Steel
12,7	1/2	20	76,2	3	5	80,85	79,48	87	62	84	-	23	38	1615	14-42	1,5	
12,7	1/2	21	76,2	3	5	84,89	83,52	91	62	84	-	23	38	1615	14-42	1,5	
12,7	1/2	22	76,2	3	5	88,94	87,57	94	62	84	-	23	38	1615	14-42	1,6	
12,7	1/2	23	76,2	3	5	92,98	91,61	97	71	84	-	23	38	1615	14-42	1,8	
12,7	1/2	24	76,2	3	5	97,02	95,65	102	71	84	-	23	38	1615	14-42	2,1	
12,7	1/2	25	76,2	3	5	101,06	99,69	106	79	84	-	23	38	1615	14-42	2,1	
12,7	1/2	26	76,2	3	5	105,11	103,74	112	79	84	-	23	38	1615	14-42	2,7	
12,7	1/2	27	76,2	3	5	109,15	107,78	115	86	84	-	26	32	2012	16-50	3	
12,7	1/2	28	76,2	3	5	113,19	111,92	120	86	84	-	26	32	2012	16-50	2,4	
12,7	1/2	30	76,2	3	5	121,28	119,91	128	95	84	-	26	32	2012	16-50	2,9	
12,7	1/2	32	76,2	3	5	129,36	127,99	132	110	84	-	19,5	45	2517	18-65	3,3	
12,7	1/2	36	76,2	3	5	145,53	144,16	150	120	84	-	19,5	45	2517	18-65	4,5	
12,7	1/2	40	76,2	3	8	161,7	160,33	168	136	84	120	19,5	45	2517	18-65	6	
12,7	1/2	44	76,2	3	8	177,87	176,5	184	162	86	120	20,5	45	2517	18-65	6,6	
12,7	1/2	48	76,2	3	8	194,04	192,67	200	168	86	120	20,5	45	2517	18-65	7,6	
12,7	1/2	60	76,2	3	8B	242,55	241,18	-	223	86	120	20,5	45	2517	18-65	8,4	
12,7	1/2	72	76,2	3	8B	291,06	289,69	-	264	86	120	20,5	45	2517	18-65	10	
12,7	1/2	84	76,2	3	8B	339,57	338,2	-	312	86	120	20,5	45	2517	18-65	13	
12,7	1/2	96	76,2	3	8B	388,08	386,71	-	357	86	146	5	76	3030	35-75	14	
12,7	1/2	120	76,2	3	8B	485,1	483,73	-	457	86	146	5	76	3030	35-75	19	



8B



10



Item no. example T5:

16 T5 30 2

2 = with flanges
0 = without flanges

No. of teeth

Pitch

Total width

Item no. example AT5:

16 AT5 30 2

2 = with flanges
0 = without flanges

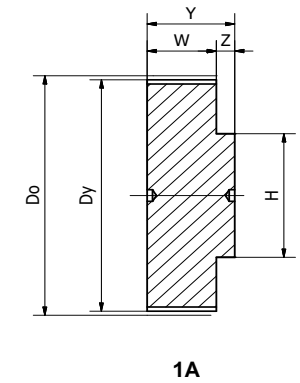
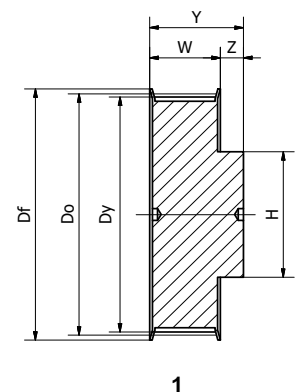
No. of teeth

Pitch

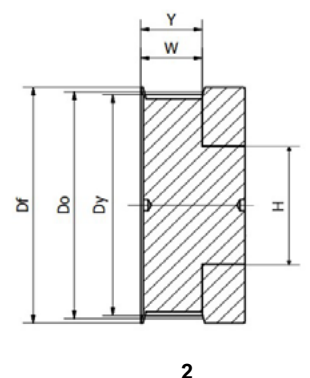
Total width

Standard timing pulleys metric pitch T/AT are made in aluminum. We can offer pulleys with profiles T2,5, T5, T10, AT5 and AT10. Profiles T20 and AT20 are available on request.

Profile T2,5 - Belt width 6mm												
Pitch [mm]	Number of teeth	Belt width [mm]	Execution	Do [mm]	Dy [mm]	Df [mm]	W [mm]	H [mm]	Y [mm]	Z [mm]	Weight [kg]	
2,5	12	6	2	9,55	9,05	13	9	13	16	7	0,01	
2,5	14	6	2	11,15	10,64	15	9	15	16	7	0,01	
2,5	15	6	2	11,94	11,44	15	9	15	16	7	0,01	
2,5	16	6	2	12,73	12,23	16	10	9	16	6	0,01	
2,5	18	6	1	14,33	13,82	17,5	10	9	16	6	0,01	
2,5	19	6	1	15,12	14,62	20	10	9	16	6	0,01	
2,5	20	6	1	15,92	15,41	20	10	11	16	6	0,01	
2,5	22	6	1	17,51	17,01	22	10	11	16	6	0,01	
2,5	24	6	1	19,11	18,60	22	10	12	16	6	0,01	
2,5	25	6	1	19,90	19,39	23	10	13	16	6	0,01	
2,5	26	6	1	20,70	20,19	26	10	14	16	6	0,01	
2,5	28	6	1	22,28	21,78	26	10	14	16	6	0,02	
2,5	30	6	1	23,88	23,37	28	10	6	16	6	0,02	
2,5	32	6	1	25,46	24,96	32	10	16	16	6	0,02	
2,5	36	6	1	28,66	28,15	36	10	20	16	6	0,03	
2,5	40	6	1	31,85	31,33	38	10	22	16	6	0,03	
2,5	44	6	1	35,01	34,51	42	10	24	16	6	0,04	
2,5	48	6	1A	38,22	37,70	-	10	28	16	6	0,05	
2,5	60	6	1A	47,75	47,25	-	10	34	16	6	0,07	

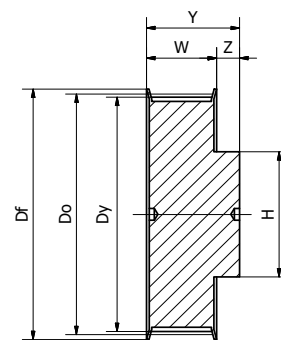


Profile T5 and AT5 - Belt width 10mm													
Pitch [mm]	Number of teeth	Belt width [mm]	Execution	Do [mm]	T5 Dy [mm]	AT5 Dy [mm]	Df [mm]	W [mm]	H [mm]	Y [mm]	Z [mm]	Taper bush	Weight [kg]
5	10	10	1	15,92	15,07	-	19,5	15	8	21	6	-	0,02
5	12	10	1	19,10	18,25	17,88	23	15	11	21	6	-	0,02
5	14	10	1	22,28	21,45	21,06	25	15	13	21	6	-	0,02
5	15	10	1	23,87	23,05	22,65	28	15	16	21	6	-	0,02
5	16	10	1	25,46	24,60	24,20	32	15	18	21	6	6	0,03
5	18	10	1	28,65	27,80	27,40	32	15	20	21	6	6	0,03
5	19	10	1	30,24	29,40	29,00	36	15	20	21	6	6	0,04
5	20	10	1	31,83	31,00	30,60	36	15	22	21	6	6	0,04
5	22	10	1	35,01	34,17	33,75	38	15	23	21	6	6	0,05
5	24	10	1	38,20	37,36	36,95	42	15	24	21	6	6	0,05
5	25	10	1	39,79	38,95	38,55	44	15	26	21	6	6	0,06
5	26	10	1	41,38	40,54	40,15	44	15	26	21	6	6	0,06
5	27	10	1	42,97	42,13	41,75	48	15	30	21	6	8	0,06
5	28	10	1	44,56	43,72	43,35	48	15	32	21	6	8	0,07
5	30	10	1	47,75	46,91	46,50	51	15	34	21	6	8	0,08
5	32	10	1	50,93	50,09	49,70	54	15	38	21	6	8	0,09
5	36	10	1	57,30	56,45	56,08	64	15	38	21	6	8	0,11
5	40	10	1	63,66	62,82	62,45	66,5	15	40	21	6	8	0,14
5	42	10	1	66,85	66,00	65,60	70	15	40	21	6	8	0,18
5	44	10	1A	70,03	69,20	68,80	-	15	45	21	6	8	0,19
5	48	10	1A	76,39	75,55	75,17	-	15	50	21	6	8	0,2
5	60	10	1A	95,49	94,65	94,27	-	15	65	21	6	8	0,31



Profile T5 and AT5 - Belt width 16mm

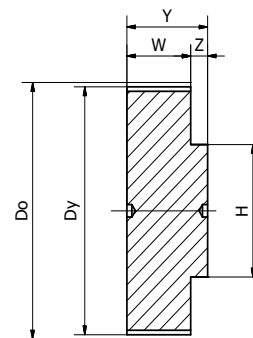
Pitch [mm]	Number of teeth	Belt width [mm]	Execution	Do [mm]	T5 Dy [mm]	AT5 Dy [mm]	Df [mm]	W [mm]	H [mm]	Y [mm]	Z [mm]	Taper bush	Weight [kg]
5	10	16	1	15,92	15,07	-	19,5	21	8	27	6	-	0,02
5	12	16	1	19,10	18,25	17,88	23	21	11	27	6	-	0,02
5	14	16	1	22,28	21,45	21,06	25	21	13	27	6	-	0,03
5	15	16	1	23,87	23,05	22,65	28	21	16	27	6	6	0,03
5	16	16	1	25,46	24,60	24,20	32	21	18	27	6	6	0,04
5	18	16	1	28,65	27,80	27,40	32	21	20	27	6	6	0,04
5	19	16	1	30,24	29,40	29,00	36	21	20	27	6	6	0,05
5	20	16	1	31,83	31,00	30,60	36	21	22	27	6	6	0,05
5	22	16	1	35,01	34,17	33,75	38	21	23	27	6	6	0,05
5	24	16	1	38,20	37,36	36,95	42	21	24	27	6	6	0,08
5	25	16	1	39,79	38,95	38,55	44	21	26	27	6	6	0,08
5	26	16	1	41,38	40,54	40,15	44	21	26	27	6	6	0,09
5	27	16	1	42,97	42,13	41,75	48	21	30	27	6	8	0,09
5	28	16	1	44,56	43,72	43,35	48	21	32	27	6	8	0,09
5	30	16	1	47,75	46,91	46,50	51	21	34	27	6	8	0,11
5	32	16	1	50,93	50,09	49,70	54	21	38	27	6	8	0,12
5	36	16	1	57,30	56,45	56,08	64	21	38	27	6	8	0,16
5	40	16	1	63,66	62,82	62,45	66,5	21	40	27	6	8	0,19
5	42	16	1	66,85	66,00	65,60	70	21	40	27	6	8	0,21
5	44	16	1A	70,03	69,20	68,80	-	21	45	27	6	8	0,21
5	48	16	1A	76,39	75,55	75,17	-	21	50	27	6	8	0,28
5	60	16	1A	95,49	94,65	94,27	-	21	65	27	6	8	0,43



1

Profile T5 and AT5 - Belt width 25mm

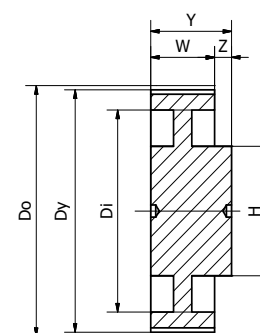
Pitch [mm]	Number of teeth	Belt width [mm]	Execution	Do [mm]	T5 Dy [mm]	AT5 Dy [mm]	Df [mm]	W [mm]	H [mm]	Y [mm]	Z [mm]	Taper bush	Weight [kg]
5	10	25	1	15,92	15,07	-	19,5	30	8	36	6	-	0,02
5	12	25	1	19,10	18,25	17,88	23	30	11	36	6	-	0,03
5	14	25	1	22,28	21,45	21,06	25	30	13	36	6	-	0,04
5	15	25	1	23,87	23,05	22,65	28	30	16	36	6	6	0,04
5	16	25	1	25,46	24,60	24,20	32	30	18	36	6	6	0,05
5	18	25	1	28,65	27,80	27,40	32	30	20	36	6	6	0,06
5	19	25	1	30,24	29,40	29,00	36	30	20	36	6	6	0,07
5	20	25	1	31,83	31,00	30,60	36	30	22	36	6	6	0,08
5	22	25	1	35,01	34,17	33,75	38	30	23	36	6	6	0,08
5	24	25	1	38,20	37,36	36,95	42	30	24	36	6	8	0,11
5	25	25	1	39,79	38,95	38,55	44	30	26	36	6	8	0,12
5	26	25	1	41,38	40,54	40,15	44	30	26	36	6	8	0,12
5	27	25	1	42,97	42,13	41,75	48	30	30	36	6	8	0,13
5	28	25	1	44,56	43,72	43,35	48	30	32	36	6	8	0,14
5	30	25	1	47,75	46,91	46,50	51	30	34	36	6	8	0,15
5	32	25	1	50,93	50,09	49,70	54	30	38	36	6	8	0,18
5	36	25	1	57,30	56,45	56,08	64	30	38	36	6	8	0,23
5	40	25	1	63,66	62,82	62,45	66,5	30	40	36	6	8	0,28
5	42	25	1	66,85	66,00	65,60	70	30	40	36	6	8	0,28
5	44	25	1A	70,03	69,20	68,80	-	30	45	36	6	8	0,32
5	48	25	1A	76,39	75,55	75,17	-	30	50	36	6	8	0,4
5	60	25	1A	95,49	94,65	94,27	-	30	65	36	6	8	0,61



1A

Profile T10 and AT10 - Belt width 16mm

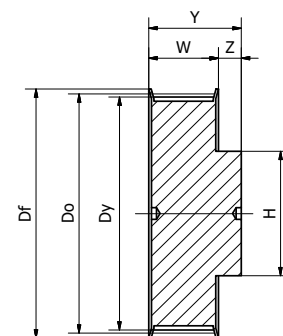
Pitch [mm]	Number of teeth	Belt width [mm]	Execution	Do [mm]	T10 Dy [mm]	AT10 Dy [mm]	Df [mm]	Di [mm]	W [mm]	H [mm]	Y [mm]	Z [mm]	Taper bush	Weight [kg]
10	12	16	1	38,20	36,34	-	42	-	21	28	31	10	6	0,08
10	14	16	1	44,56	42,70	-	48	-	21	32	31	10	8	0,1
10	15	16	1	47,75	45,89	45,93	51	-	21	32	31	10	8	0,12
10	16	16	1	50,93	49,07	49,11	54	-	21	35	31	10	8	0,13
10	18	16	1	57,30	55,44	55,48	60	-	21	40	31	10	8	0,17
10	19	16	1	60,48	58,62	58,66	66	-	21	44	31	10	8	0,18
10	20	16	1	63,66	61,80	61,84	66	-	21	46	31	10	8	0,21
10	22	16	1	70,03	68,17	68,21	75	-	21	52	31	10	8	0,25
10	24	16	1	76,39	74,53	74,57	83	-	21	58	31	10	8	0,29
10	25	16	1	79,58	77,72	77,76	83	-	21	60	31	10	8	0,31
10	26	16	1	82,76	80,90	80,94	87	-	21	60	31	10	8	0,36
10	27	16	1	85,94	84,08	84,12	91	-	21	60	31	10	8	0,36
10	28	16	1	89,13	87,27	87,31	93	-	21	60	31	10	8	0,4
10	30	16	1	95,49	93,63	93,67	97	-	21	60	31	10	8	0,44
10	32	16	1	101,86	100,00	100,04	106	-	21	65	31	10	10	0,49
10	36	16	1	114,59	112,73	112,77	119	-	21	70	31	10	10	0,62
10	40	16	1	127,32	125,46	125,50	131	-	21	80	31	10	10	0,77
10	44	16	3A	140,06	138,20	138,24	-	118	21	88	31	10	10	0,99
10	48	16	3A	152,79	150,93	150,97	-	130	21	95	31	10	16	1,09
10	60	16	3A	190,99	189,13	189,17	-	165	21	110	31	10	16	1,7



3A

Profile T10 and AT10 - Belt width 25mm

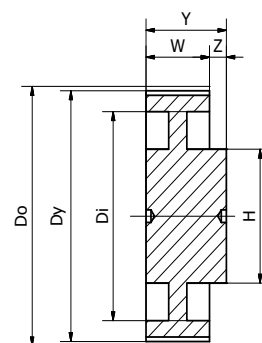
Pitch [mm]	Number of teeth	Belt width [mm]	Execution	Do [mm]	T10 Dy [mm]	AT10 Dy [mm]	Df [mm]	Di [mm]	W [mm]	H [mm]	Y [mm]	Z [mm]	Taper bush	Weight [kg]
10	12	25	1	38,20	36,34	-	42	-	30	28	40	10	6	0,1
10	14	25	1	44,56	42,70	-	48	-	30	32	40	10	8	0,13
10	15	25	1	47,75	45,89	45,93	51	-	30	32	40	10	8	0,15
10	16	25	1	50,93	49,07	49,11	54	-	30	35	40	10	8	0,18
10	18	25	1	57,30	55,44	55,48	60	-	30	40	40	10	8	0,22
10	19	25	1	60,48	58,62	58,66	66	-	30	44	40	10	8	0,25
10	20	25	1	63,66	61,80	61,84	66	-	30	46	40	10	8	0,28
10	22	25	1	70,03	68,17	68,21	75	-	30	52	40	10	8	0,34
10	24	25	1	76,39	74,53	74,57	83	-	30	58	40	10	8	0,39
10	25	25	1	79,58	77,72	77,76	83	-	30	60	40	10	8	0,42
10	26	25	1	82,76	80,90	80,94	87	-	30	60	40	10	8	0,48
10	27	25	1	85,94	84,08	84,12	91	-	30	60	40	10	8	0,54
10	28	25	1	89,13	87,27	87,31	93	-	30	60	40	10	8	0,54
10	30	25	1	95,49	93,63	93,67	97	-	30	60	40	10	8	0,64
10	32	25	1	101,86	100,00	100,04	106	-	30	65	40	10	10	0,69
10	36	25	1	114,59	112,73	112,77	119	-	30	70	40	10	10	0,87
10	40	25	1	127,32	125,46	125,50	131	-	30	80	40	10	10	1,07
10	44	25	3A	140,06	138,20	138,24	-	118	30	88	40	10	10	1,35
10	48	25	3A	152,79	15,93	150,97	-	130	30	95	40	10	10	1,52
10	60	25	3A	190,99	189,13	189,17	-	165	30	110	40	10	10	2,34



1

Profile T10 and AT10 - Belt width 32mm

Pitch [mm]	Number of teeth	Belt width [mm]	Execution	Do [mm]	T10 Dy [mm]	AT10 Dy [mm]	Df [mm]	Di [mm]	W [mm]	H [mm]	Y [mm]	Z [mm]	Taper bush	Weight [kg]
10	18	32	1	57,30	55,44	55,48	60	-	37	40	47	10	12	0,25
10	19	32	1	60,48	58,62	58,66	66	-	37	44	47	10	12	0,29
10	20	32	1	63,66	61,80	61,84	66	-	37	46	47	10	12	0,32
10	22	32	1	70,03	68,17	68,21	75	-	37	52	47	10	12	0,39
10	24	32	1	76,39	74,53	74,57	83	-	37	58	47	10	12	0,48
10	25	32	1	79,58	77,72	77,76	83	-	37	60	47	10	12	0,53
10	26	32	1	82,76	80,90	80,94	87	-	37	60	47	10	12	0,56
10	27	32	1	85,94	84,08	84,12	91	-	37	60	47	10	12	0,6
10	28	32	1	89,13	87,27	87,31	93	-	37	60	47	10	12	0,6
10	30	32	1	95,49	93,63	93,67	97	-	37	60	47	10	12	0,64
10	32	32	1	101,86	100,00	100,04	106	-	37	65	47	10	12	0,84
10	36	32	1	114,59	112,73	112,77	119	-	37	70	47	10	16	1,06
10	40	32	1	127,32	125,46	125,50	131	-	37	80	47	10	16	1,32
10	44	32	3A	140,06	138,20	138,24	-	118	37	88	47	10	16	1,61
10	48	32	3A	152,79	15,93	150,97	-	130	37	95	47	10	16	1,93
10	60	32	3A	190,99	189,13	189,17	-	165	37	110	47	10	16	3



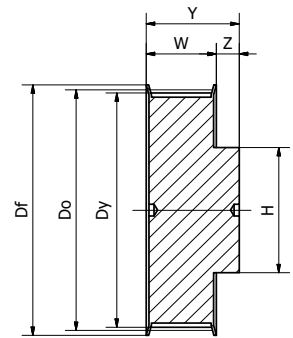
3A

Profile T10 and AT10 - Belt width 50mm

Pitch [mm]	Number of teeth	Belt width [mm]	Execution	Do [mm]	T10 Dy [mm]	T20 Dy [mm]	Df [mm]	Di [mm]	W [mm]	H [mm]	Z [mm]	Y [mm]	Taper bush	Weight [kg]
10	18	50	1	57,30	55,44	55,48	60	-	56	40	10	66	10	0,42
10	19	50	1	60,48	58,62	58,66	66	-	56	44	10	66	10	0,47
10	20	50	1	63,66	61,80	61,84	66	-	56	46	10	66	12	0,52
10	22	50	1	70,03	68,17	68,21	75	-	56	52	10	66	12	0,57
10	24	50	1	76,39	74,53	74,57	83	-	56	58	10	66	12	0,74
10	25	50	1	79,58	77,72	77,76	83	-	56	60	10	66	12	0,77
10	26	50	1	82,76	80,90	80,94	87	-	56	60	10	66	12	0,82
10	27	50	1	85,94	84,08	84,12	91	-	56	60	10	66	12	0,95
10	28	50	1	89,13	87,27	87,31	93	-	56	60	10	66	12	0,96
10	30	50	1	95,49	93,63	93,67	97	-	56	60	10	66	12	1,17
10	32	50	1	101,86	100,00	100,04	106	-	56	65	10	66	12	1,3
10	36	50	1	114,59	112,73	112,77	119	-	56	70	10	66	16	1,64
10	40	50	1	127,32	125,46	125,50	131	-	56	80	10	66	16	2
10	44	50	3A	140,06	138,20	138,24	-	118	56	88	10	66	16	2,36
10	48	50	3A	152,79	15,93	150,97	-	130	56	95	10	66	16	2,83
10	60	50	3A	190,99	189,13	189,17	-	165	56	110	10	66	16	4,37

Profile T20 and AT20 - Belt width 32mm

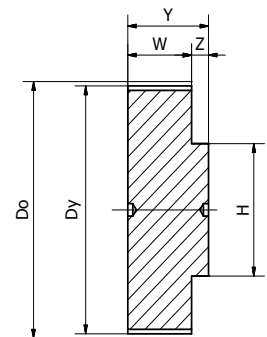
Pitch [mm]	Number of teeth	Belt width [mm]	Execution	Do [mm]	Dy T10 [mm]	Dy AT10 [mm]	Df [mm]	Di [mm]	W [mm]	H [mm]	Y [mm]	Z [mm]	Weight [kg]
20	18	32	1	114,59	111,74	111,77	118	-	42	80	53	13	-
20	20	32	1	127,32	124,47	124,50	134	-	42	90	53	13	-
20	22	32	1	140,06	137,21	137,24	150	-	42	90	53	13	-
20	24	32	1	152,79	149,94	149,97	158	-	42	95	53	13	-
20	25	32	1	159,15	156,30	156,33	166	-	42	95	53	13	-
20	30	32	1	190,99	188,14	188,17	200	-	42	110	53	13	-
20	32	32	1A	203,72	200,87	200,90	-	-	42	110	53	13	-
20	36	32	1A	229,18	226,33	226,36	-	-	42	110	53	13	-
20	40	32	3A	254,63	251,80	251,83	-	210	42	110	53	13	-
20	48	32	3A	305,58	302,73	302,76	-	260	42	130	53	13	-
20	60	32	3A	381,97	379,12	376,15	-	338	42	130	53	13	-
20	72	32	3A	567,37	455,52	455,55	-	415	42	140	53	13	-



1

Profile T20 and AT20 - Belt width 50mm

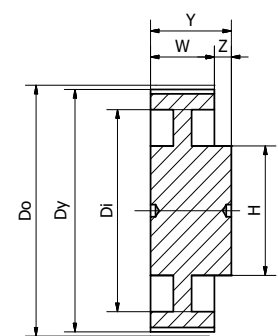
Pitch [mm]	Number of teeth	Belt width [mm]	Execution	Do [mm]	Dy T10 [mm]	Dy AT10 [mm]	Df [mm]	Di [mm]	W [mm]	H [mm]	Y [mm]	Z [mm]	Weight [kg]
20	18	50	1	114,59	111,74	111,77	118	-	60	80	71	13	-
20	20	50	1	127,32	124,47	124,50	134	-	60	90	71	13	-
20	22	50	1	140,06	137,21	137,24	150	-	60	90	71	13	-
20	24	50	1	152,79	149,94	149,97	158	-	60	95	71	13	-
20	25	50	1	159,15	156,30	156,33	166	-	60	95	71	13	-
20	30	50	1	190,99	188,14	188,17	200	-	60	110	71	13	-
20	32	50	1A	203,72	200,87	200,90	-	-	60	110	71	13	-
20	36	50	1A	229,18	226,33	226,36	-	-	60	110	71	13	-
20	40	50	3A	254,63	251,80	251,83	-	210	60	110	71	13	-
20	48	50	3A	305,58	302,73	302,76	-	260	60	130	71	13	-
20	60	50	3A	381,97	379,12	376,15	-	338	60	130	71	13	-
20	72	50	3A	567,37	455,52	455,55	-	415	60	140	71	13	-




1A

Profile T20 and AT20 - Belt width 50mm

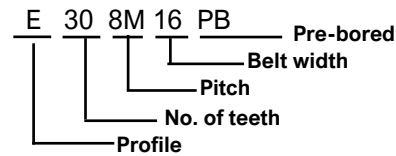
Pitch [mm]	Number of teeth	Belt width [mm]	Execution	Do [mm]	Dy T10 [mm]	Dy AT10 [mm]	Df [mm]	Di [mm]	W [mm]	H [mm]	Y [mm]	Z [mm]	Weight [kg]
20	18	50	1	114,59	111,74	111,77	118	-	110	80	123	13	-
20	20	50	1	127,32	124,47	124,50	134	-	110	90	123	13	-
20	22	50	1	140,06	137,21	137,24	150	-	110	90	123	13	-
20	24	50	1	152,79	149,94	149,97	158	-	110	95	123	13	-
20	25	50	1	159,15	156,30	156,33	166	-	110	95	123	13	-
20	30	50	1	190,99	188,14	188,17	200	-	110	110	123	13	-
20	32	50	1A	203,72	200,87	200,90	-	-	110	110	123	13	-
20	36	50	1A	229,18	226,33	226,36	-	-	110	110	123	13	-
20	40	50	3A	254,63	251,80	251,83	-	210	110	110	123	13	-
20	48	50	3A	305,58	302,73	302,76	-	260	110	130	123	13	-
20	60	50	3A	381,97	379,12	376,15	-	338	110	130	123	13	-
20	72	50	3A	567,37	455,52	455,55	-	415	110	140	123	13	-



3A



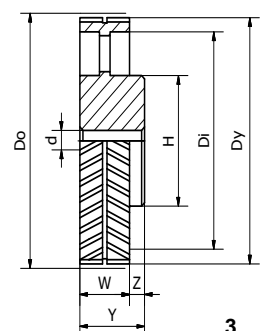
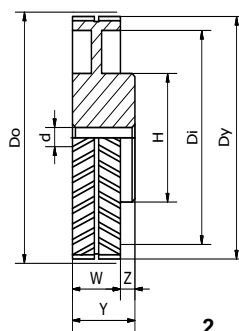
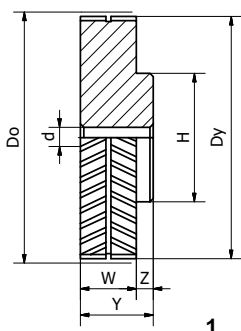
Item no. example:



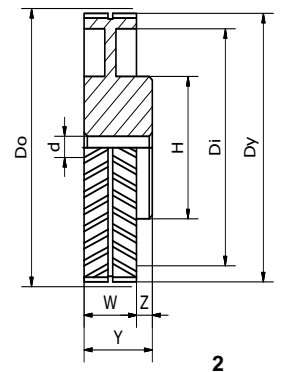
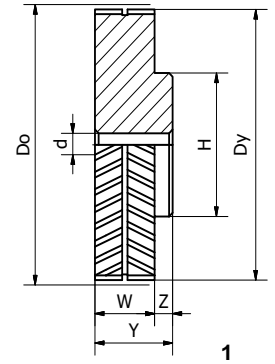
These pulleys have been designed to fit the SilentSync belt. The H.O.T profile can guarantee the self-alignment, even under high load conditions or extreme peripheral speed. Our Eagle pulleys are available in pitches 8M and 14M.

E8M16

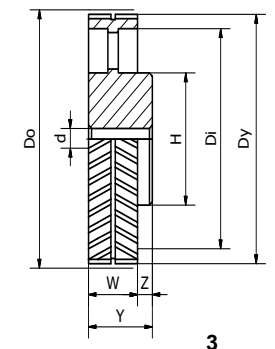
Profile	Pitch [mm]	Number of teeth	Belt width [mm]	Execution	Do [mm]	Dy [mm]	Di [mm]	W [mm]	H [mm]	Z [mm]	Y [mm]	Prebored d [mm]	Max bore [mm]	Weight [kg]	Material
H.O.T	8	18	16	1	45,84	44,47	-	17	38,4	10	27	12,7	26	0,23	Steel
H.O.T	8	20	16	1	50,93	49,56	-	17	40,7	12	29	12,7	27	0,30	
H.O.T	8	22	16	1	56,02	54,65	-	17	45,9	12	29	12,7	31	0,38	
H.O.T	8	24	16	1	61,12	59,75	-	17	51	16	33	12,7	34	0,52	
H.O.T	8	25	16	1	63,66	62,29	-	17	53,5	16	33	12,7	36	0,57	
H.O.T	8	26	16	1	66,21	64,84	-	17	57,8	16	33	12,7	39	0,64	
H.O.T	8	28	16	1	71,30	69,93	-	17	62	16	33	12,7	41	0,75	
H.O.T	8	30	16	1	76,40	75,03	-	17	67	16	33	12,7	45	0,88	
H.O.T	8	32	16	1	81,49	80,12	-	17	72	16	33	12,7	48	1,02	
H.O.T	8	34	16	1	86,58	85,21	-	17	77	16	33	12,7	51	1,17	
H.O.T	8	36	16	1	91,68	90,30	-	17	82	16	33	12,7	55	1,32	
H.O.T	8	38	16	1	96,77	95,40	-	17	87	16	33	12,7	58	1,49	
H.O.T	8	40	16	1	101,86	100,49	-	17	92	16	33	12,7	62	1,67	
H.O.T	8	44	16	1	112,05	110,67	-	17	102	16	33	12,7	68	2,06	
H.O.T	8	45	16	1	114,59	113,22	-	17	105	16	33	12,7	70	2,15	
H.O.T	8	48	16	1	122,23	120,86	-	17	113	16	33	12,7	75	2,47	
H.O.T	8	50	16	1	127,33	125,96	-	17	118	16	33	12,7	79	2,70	
H.O.T	8	52	16	1	132,42	131,05	-	17	123	16	33	12,7	82	3,00	
H.O.T	8	56	16	1	142,61	141,24	-	17	133	16	33	12,7	89	3,13	
H.O.T	8	60	16	1	152,79	151,42	-	17	143	16	33	12,7	96	3,97	
H.O.T	8	63	16	2	160,43	159,06	139	17	110	16	33	12,7	73	3,10	Nodular cast iron
H.O.T	8	64	16	2	162,97	161,60	142	17	110	16	33	12,7	74	3,15	
H.O.T	8	68	16	2	173,16	171,79	152	17	110	16	33	12,7	74	2,25	
H.O.T	8	72	16	2	183,35	181,97	162	17	110	16	33	12,7	74	3,40	
H.O.T	8	75	16	2	190,99	189,62	170	17	110	16	33	12,7	73	3,63	
H.O.T	8	76	16	2	193,53	192,16	172	17	110	16	33	12,7	74	3,70	
H.O.T	8	80	16	2	203,72	202,35	182	17	110	16	33	12,7	73	3,87	
H.O.T	8	90	16	2	229,19	227,82	208	17	110	16	33	25,4	73	4,31	
H.O.T	8	112	16	2	285,21	283,84	264	17	110	16	33	25,4	73	4,73	
H.O.T	8	140	16	2	356,52	355,15	335	17	110	16	33	25,4	73	5,33	
H.O.T	8	180	16	3	458,38	457,01	433	17	150	16	33	25,4	100	9,02	Cast iron
H.O.T	8	224	16	3	570,43	569,06	545	17	150	16	33	25,4	100	10,71	



E8M32															
Profile	Pitch [mm]	Number of teeth	Belt width [mm]	Execution	Do [mm]	Dy [mm]	Di [mm]	W [mm]	H [mm]	Z [mm]	Y [mm]	Prebored d [mm]	Max bore [mm]	Weight [kg]	Material
H.O.T	8	18	32	1	45,84	44,47	-	33	38,7	10	43	12,7	26	0,37	Steel
H.O.T	8	20	32	1	50,93	49,56	-	33	40,7	12	45	12,7	27	0,48	
H.O.T	8	22	32	1	56,02	54,65	-	33	45,9	12	45	12,7	31	0,60	
H.O.T	8	24	32	1	61,12	59,75	-	33	51	16	49	12,7	34	0,80	
H.O.T	8	25	32	1	63,66	62,29	-	33	53,5	16	49	12,7	36	0,88	
H.O.T	8	26	32	1	66,21	64,84	-	33	57,8	16	49	12,7	39	0,98	
H.O.T	8	28	32	1	71,30	69,93	-	33	62	16	49	12,7	41	1,15	
H.O.T	8	30	32	1	76,40	75,03	-	33	67	16	49	12,7	45	1,34	
H.O.T	8	32	32	1	81,49	80,12	-	33	72	16	49	12,7	48	1,54	
H.O.T	8	34	32	1	86,58	85,21	-	33	77	16	49	12,7	51	1,76	
H.O.T	8	36	32	1	91,68	90,30	-	33	82	16	49	12,7	55	2,00	
H.O.T	8	38	32	1	96,77	95,40	-	33	87	16	49	12,7	58	2,25	
H.O.T	8	40	32	1	101,86	100,49	-	33	92	16	49	12,7	62	2,52	
H.O.T	8	44	32	1	112,05	110,67	-	33	102	16	49	12,7	68	3,10	
H.O.T	8	45	32	1	114,59	113,22	-	33	105	16	49	12,7	70	3,24	
H.O.T	8	48	32	1	122,23	120,86	-	33	113	16	49	12,7	75	3,72	
H.O.T	8	50	32	1	127,33	125,96	-	33	118	16	49	12,7	79	4,06	
H.O.T	8	52	32	1	132,42	131,05	-	33	123	16	49	12,7	82	4,50	
H.O.T	8	56	32	1	142,61	141,24	-	33	133	16	49	12,7	89	5,16	
H.O.T	8	60	32	1	152,79	151,42	-	33	143	16	49	12,7	96	5,97	
H.O.T	8	63	32	1	160,43	159,06	-	33	151	16	49	12,7	101	6,61	
H.O.T	8	64	32	1	162,97	161,60	-	33	153	16	49	12,7	102	6,70	
H.O.T	8	68	32	2	173,16	171,79	152	33	120	16	49	25,4	80	5,80	
H.O.T	8	72	32	2	183,35	181,97	162	33	120	16	49	25,4	80	5,80	
H.O.T	8	75	32	2	190,99	189,62	170	33	120	16	49	25,4	80	5,91	
H.O.T	8	76	32	2	193,53	192,16	172	33	120	16	49	25,4	80	6,00	
H.O.T	8	80	32	2	203,72	202,35	182	33	120	16	49	25,4	80	6,25	
H.O.T	8	90	32	2	229,19	227,82	208	33	120	16	49	25,4	80	6,96	
H.O.T	8	112	32	2	285,21	283,84	264	33	120	16	49	25,4	80	7,99	
H.O.T	8	140	32	3	356,52	355,15	335	33	150	16	49	25,4	100	11,50	
H.O.T	8	180	32	3	458,38	457,01	433	33	150	16	49	25,4	100	13,82	
H.O.T	8	224	32	3	570,43	569,06	545	33	150	16	49	25,4	100	16,38	

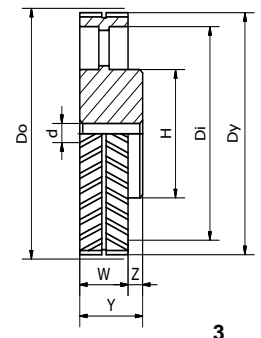
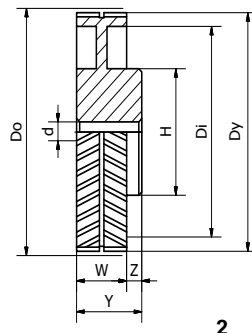
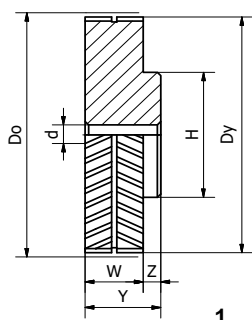


E8M64															
Profile	Pitch [mm]	Number of teeth	Belt width [mm]	Execution	Do [mm]	Dy [mm]	Di [mm]	W [mm]	H [mm]	Z [mm]	Y [mm]	Prebored d [mm]	Max bore [mm]	Weight [kg]	Material
H.O.T	8	20	64	1	50,93	49,56	-	65	40,7	20	85	12,7	27	0,9	Steel
H.O.T	8	22	64	1	56,02	54,65	-	65	45,9	20	85	12,7	31	1,1	
H.O.T	8	24	64	1	61,12	59,75	-	65	51	20	85	12,7	34	1,5	
H.O.T	8	25	64	1	63,66	62,29	-	65	53,5	20	85	12,7	36	1,7	
H.O.T	8	26	64	1	71,30	69,93	-	65	62	20	85	12,7	39	2,2	
H.O.T	8	28	64	1	66,21	64,84	-	65	57,8	20	85	12,7	41	1,9	
H.O.T	8	30	64	1	76,40	75,03	-	65	67	20	85	12,7	45	2,5	
H.O.T	8	32	64	1	81,49	80,12	-	65	72	20	85	12,7	48	2,9	
H.O.T	8	34	64	1	86,58	85,21	-	65	77	20	85	12,7	51	3,3	
H.O.T	8	36	64	1	91,68	90,30	-	65	82	20	85	12,7	55	3,7	
H.O.T	8	38	64	1	96,77	95,40	-	65	87	20	85	12,7	58	4,2	
H.O.T	8	40	64	1	101,86	100,49	-	65	92	20	85	12,7	62	4,6	
H.O.T	8	44	64	1	112,05	110,67	-	65	102	20	85	12,7	68	5,7	
H.O.T	8	45	64	1	114,59	113,22	-	65	105	20	85	12,7	70	6,0	
H.O.T	8	48	64	1	122,23	120,86	-	65	113	20	85	25,4	75	6,6	
H.O.T	8	50	64	1	127,33	125,96	-	65	118	20	85	25,4	79	7,2	
H.O.T	8	56	64	1	132,42	131,05	-	65	123	20	85	25,4	89	9,0	
H.O.T	8	60	64	1	152,79	151,42	-	65	143	20	85	25,4	96	10,5	
H.O.T	8	64	64	1	162,97	161,60	-	65	154	20	85	25,4	102	12,2	
H.O.T	8	68	64	2	173,16	171,79	152	65	120	20	85	25,4	80	13,8	
H.O.T	8	72	64	2	183,35	181,97	162	65	120	20	85	25,4	80	15,6	
H.O.T	8	80	64	2	203,72	202,35	182	65	120	20	85	25,4	80	18,5	
H.O.T	9	90	64	2	229,18	227,80	208	65	120	20	85	25,4	80	16,4	
H.O.T	10	112	64	2	285,21	283,93	264	65	120	20	85	25,4	80	18,0	
H.O.T	11	140	64	2	356,51	355,14	335	65	150	20	85	25,4	100	24,68	
H.O.T	12	180	64	3	458,37	457,00	433	65	150	20	85	25,4	100	29,05	
H.O.T	13	224	64	3	570,41	570,41	545	65	150	20	85	25,4	100	40,78	



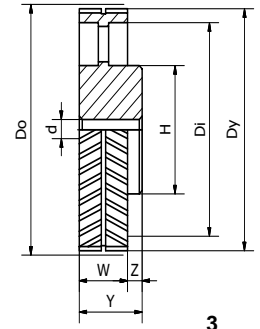
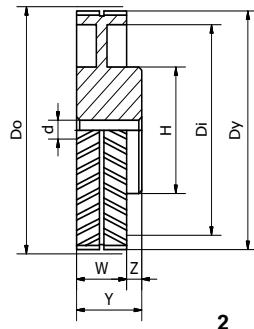
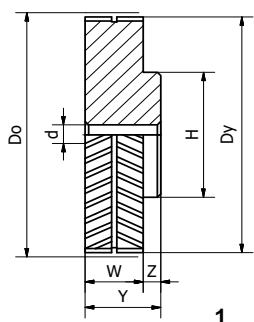
E14M35															
Profile	Pitch [mm]	Number of teeth	Belt width [mm]	Execution	Do [mm]	Dy [mm]	Di [mm]	W [mm]	H [mm]	Z [mm]	Y [mm]	Prebored d [mm]	Max bore [mm]	Weight [kg]	Material
H.O.T	14	28	35	1	124,78	121,99	-	37	108	16	53	25,4	70	3,59	Steel
H.O.T	14	30	35	1	133,69	130,9	-	37	114	16	53	25,4	76	4,22	
H.O.T	14	32	35	1	142,61	139,81	-	37	123	16	53	25,4	82	4,89	
H.O.T	14	34	35	1	151,52	148,73	-	37	132	16	53	25,4	88	5,61	
H.O.T	14	36	35	1	160,43	157,64	-	37	141	16	53	25,4	94	6,38	
H.O.T	14	38	35	1	169,35	166,55	-	37	150	16	53	25,4	100	7,20	
H.O.T	14	40	35	1	178,26	175,46	-	37	159	16	53	25,4	106	8,06	
H.O.T	14	43	35	1	191,63	188,83	-	37	172	16	53	25,4	115	9,45	
H.O.T	14	45	35	1	200,54	197,75	-	37	181	16	53	25,4	121	10,44	
H.O.T	14	48	35	1	213,91	211,12	-	37	195	16	53	25,4	130	12,01	
H.O.T	14	50	35	2	222,82	220,03	185	37	150	16	53	25,4	100	9,85	Nodular cast iron
H.O.T	14	56	35	2	249,66	246,77	212	37	150	16	53	25,4	100	10,79	
H.O.T	14	60	35	2	267,39	264,59	230	37	150	16	53	25,4	100	11,48	
H.O.T	14	63	35	2	280,76	277,93	243	37	150	16	53	25,4	100	11,98	
H.O.T	14	71	35	2	316,41	313,62	279	37	150	16	53	25,4	100	12,95	
H.O.T	14	75	35	2	334,24	331,44	296	37	150	16	53	25,4	100	13,46	
H.O.T	14	80	35	2	356,52	353,72	319	37	150	16	53	25,4	100	14,14	
H.O.T	14	90	35	2	401,08	398,29	358	37	150	16	53	25,4	100	15,08	Cast iron
H.O.T	14	112	35	3	499,12	496,33	456	37	150	16	53	25,4	100	17,99	
H.O.T	14	140	35	3	623,91	621,11	581	37	150	16	53	25,4	100	34,94	
H.O.T	14	168	35	3	748,69	745,89	706	37	150	16	53	25,4	100	40,78	


E14M52,5															
Profile	Pitch [mm]	Number of teeth	Belt width [mm]	Execution	Do [mm]	Dy [mm]	Di [mm]	W [mm]	H [mm]	Z [mm]	Y [mm]	Prebored d [mm]	Max bore [mm]	Weight [kg]	Material
H.O.T	14	28	52,5	1	124,78	121,99	-	54,5	109	20	74,5	25,4	73	5,18	Steel
H.O.T	14	30	52,5	1	133,69	130,9	-	54,5	117,5	20	74,5	25,4	78	6,02	
H.O.T	14	32	52,5	1	142,61	139,81	-	54,5	126,5	20	74,5	25,4	84	6,99	
H.O.T	14	34	52,5	1	151,52	148,73	-	54,5	135,5	20	74,5	25,4	90	8,01	
H.O.T	14	36	52,5	1	160,43	157,64	-	54,5	141	16	70,5	25,4	94	8,57	
H.O.T	14	38	52,5	1	169,35	166,55	-	54,5	150	16	70,5	25,4	100	9,66	
H.O.T	14	40	52,5	1	178,26	175,46	-	54,5	159	16	70,5	25,4	106	10,82	
H.O.T	14	43	52,5	1	191,63	188,83	-	54,5	172	16	70,5	25,4	115	12,67	
H.O.T	14	45	52,5	1	200,54	197,75	-	54,5	181	16	70,5	25,4	121	13,99	
H.O.T	14	48	52,5	1	213,91	211,12	-	54,5	195	16	70,5	25,4	130	16,08	
H.O.T	14	50	52,5	2	222,82	220,03	185	54,5	150	16	70,5	25,4	100	14,14	Nodular cast iron
H.O.T	14	56	52,5	2	249,66	246,77	212	54,5	150	16	70,5	25,4	100	14,62	
H.O.T	14	60	52,5	2	267,39	264,59	230	54,5	150	16	70,5	25,4	100	15,49	
H.O.T	14	63	52,5	2	280,76	277,93	243	54,5	150	16	70,5	25,4	100	16,16	
H.O.T	14	71	52,5	2	316,41	313,62	279	54,5	150	16	70,5	25,4	100	17,45	
H.O.T	14	75	52,5	2	334,24	331,44	296	54,5	150	16	70,5	25,4	100	18,11	
H.O.T	14	80	52,5	2	356,52	353,72	319	54,5	150	16	70,5	25,4	100	19,02	
H.O.T	14	90	52,5	2	401,08	398,29	358	54,5	180	16	70,5	25,4	120	24,68	Cast iron
H.O.T	14	112	52,5	3	499,12	496,33	456	54,5	180	16	70,5	25,4	120	29,05	
H.O.T	14	140	52,5	3	623,91	621,11	581	54,5	200	16	70,5	25,4	133	40,78	
H.O.T	14	168	52,5	3	748,89	745,89	706	54,5	200	16	70,5	25,4	133	52,95	



E14M70															
Profile	Pitch [mm]	Number of teeth	Belt width [mm]	Execution	Do [mm]	Dy [mm]	Di [mm]	W [mm]	H [mm]	Z [mm]	Y [mm]	Prebored d [mm]	Max bore [mm]	Weight [kg]	Material
H.O.T	14	28	70	1	124,78	121,99	-	72	109	20	92	25,4	73	6,41	Steel
H.O.T	14	30	70	1	133,69	130,9	-	72	117,5	20	92	25,4	78	7,50	
H.O.T	14	32	70	1	142,61	139,81	-	72	126,5	26	98	25,4	84	9,21	
H.O.T	14	34	70	1	151,52	148,73	-	72	135,5	26	98	25,4	90	10,56	
H.O.T	14	36	70	1	160,43	157,64	-	72	144	26	98	25,4	95	11,93	
H.O.T	14	38	70	1	169,35	166,55	-	72	153	26	98	25,4	101	13,46	
H.O.T	14	40	70	1	178,26	175,46	-	72	162	26	98	25,4	107	15,07	
H.O.T	14	43	70	1	191,63	188,83	-	72	174	16	88	25,4	116	15,95	
H.O.T	14	45	70	1	200,54	197,75	-	72	183	16	88	25,4	122	17,60	
H.O.T	14	48	70	1	213,91	211,12	-	72	197	16	88	25,4	131	20,24	
H.O.T	14	50	70	2	222,82	220,03	-	72	205	16	88	25,4	137	22,06	
H.O.T	14	56	70	2	249,66	246,77	-	72	230	16	88	25,4	153	28,00	
H.O.T	14	60	70	2	267,39	264,59	230	72	150	16	88	25,4	100	19,51	
H.O.T	14	63	70	2	280,76	277,93	243	72	150	16	88	25,4	100	20,34	
H.O.T	14	71	70	2	316,41	313,62	279	72	150	16	88	25,4	100	21,94	
H.O.T	14	75	70	2	334,24	331,44	296	72	180	16	88	25,4	120	28,11	
H.O.T	14	80	70	2	356,52	353,72	319	72	180	16	88	25,4	120	29,00	
H.O.T	14	90	70	2	401,08	398,29	358	72	200	16	88	25,4	133	34,94	
H.O.T	14	112	70	3	499,12	496,33	456	72	200	16	88	25,4	133	40,78	
H.O.T	14	140	70	3	623,91	621,11	581	72	220	16	88	25,4	147	52,95	
H.O.T	14	168	70	3	748,69	745,89	706	72	220	16	88	25,4	147	63,77	

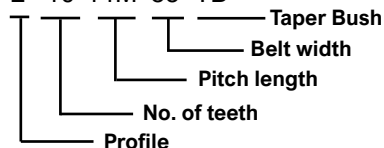
E14M105															
Profile	Pitch [mm]	Number of teeth	Belt width [mm]	Execution	Do [mm]	Dy [mm]	Di [mm]	W [mm]	H [mm]	Z [mm]	Y [mm]	Prebored d [mm]	Max bore [mm]	Weight [kg]	Material
H.O.T	14	28	105	1	124,78	121,99	-	107	109	26	133	25,4	73	9,29	Steel
H.O.T	14	30	105	1	133,69	130,9	-	107	117,5	26	133	25,4	78	10,87	
H.O.T	14	32	105	1	142,61	139,81	-	107	126,5	26	133	25,4	84	12,58	
H.O.T	14	34	105	1	151,52	148,73	-	107	135,5	26	133	25,4	90	14,42	
H.O.T	14	36	105	1	160,43	157,64	-	107	144	26	133	25,4	94	16,35	
H.O.T	14	38	105	1	169,35	166,55	-	107	153	26	133	25,4	100	18,43	
H.O.T	14	40	105	1	178,26	175,46	-	107	162	26	133	25,4	108	20,63	
H.O.T	14	43	105	1	191,63	188,83	-	107	176	26	133	25,4	117	24,12	
H.O.T	14	45	105	1	200,54	197,75	-	107	183	16	123	25,4	122	24,7	
H.O.T	14	48	105	1	213,91	211,12	-	107	197	16	123	25,4	131	28,39	
H.O.T	14	50	105	2	222,82	220,03	-	107	205	16	123	25,4	137	30,95	
H.O.T	14	56	105	2	249,66	246,77	-	107	230	16	123	25,4	153	39,3	
H.O.T	14	60	105	2	267,39	264,59	230	107	180	16	123	25,4	120	38,25	
H.O.T	14	63	105	2	280,76	277,93	243	107	180	16	123	25,4	120	39,14	
H.O.T	14	71	105	2	316,41	313,62	279	107	200	16	123	25,4	133	45,74	
H.O.T	14	75	105	2	334,24	331,44	296	107	200	16	123	25,4	133	44,1	
H.O.T	14	80	105	2	356,52	353,72	319	107	200	16	123	25,4	133	46,27	
H.O.T	14	90	105	2	401,08	398,29	358	107	220	16	123	25,4	147	55,09	
H.O.T	14	112	105	3	499,12	496,33	456	107	220	16	123	25,4	147	63,77	
H.O.T	14	140	105	3	623,91	621,11	581	107	240	16	123	25,4	160	78,21	
H.O.T	14	168	105	3	748,69	745,89	706	107	240	16	123	25,4	160	93,38	





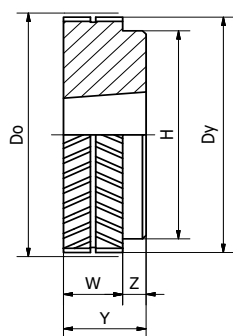
Item no. example

E 40 14M 35 TB

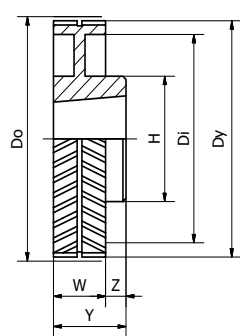


These pulleys have been design to fit the SilentSync belt. The H.O.T profile can guarantee the self-alignment, even under high load conditions or extreme peripheal speed. We only have 14M in taper bush version in stock. 8M is available on request.

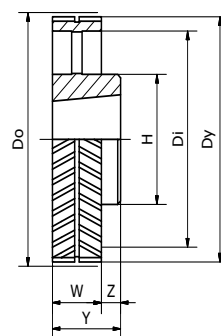
14M35													
Profile	Pitch [mm]	No. of teeth	Belt width [mm]	Execution	Do [mm]	Dy [mm]	Di [mm]	W [mm]	H [mm]	Z [mm]	Y [mm]	Taper bush	Material
H.O.T	14M	28	35	4	124,78	121,99	82	37	-	5	32	2012	Steel
H.O.T	14M	30	35	1	133,69	130,9	-	37	114	8	45	2517	
H.O.T	14M	32	35	1	142,61	139,81	-	37	123	8	45	2517	
H.O.T	14M	34	35	1	151,52	148,73	-	37	132	8	45	2517	
H.O.T	14M	36	35	1	160,43	157,64	-	37	141	14	51	3020	
H.O.T	14M	38	35	1	169,35	166,55	-	37	150	14	51	3020	
H.O.T	14M	40	35	1	178,26	175,46	-	37	159	14	51	3020	
H.O.T	14M	43	35	1	191,63	188,83	-	37	172	14	51	3020	
H.O.T	14M	45	35	1	200,54	197,75	-	37	181	14	51	3020	
H.O.T	14M	48	35	1	213,91	211,12	-	37	195	14	51	3020	
H.O.T	14M	50	35	2	222,82	220,03	180	37	150	14	51	3020	GS400
H.O.T	14M	56	35	2	249,66	246,77	207	37	150	14	51	3020	
H.O.T	14M	60	35	2	267,39	264,59	225	37	150	14	51	3020	
H.O.T	14M	63	35	2	280,76	277,93	238	37	150	14	51	3020	
H.O.T	14M	71	35	2	316,41	313,62	274	37	150	14	51	3020	
H.O.T	14M	75	35	2	334,24	331,44	291	37	150	14	51	3020	
H.O.T	14M	80	35	2	356,52	353,72	314	37	150	14	51	3020	Cast iron
H.O.T	14M	90	35	2	401,08	398,29	358	37	150	14	51	3020	
H.O.T	14M	112	35	3	499,12	496,33	456	37	150	14	51	3020	
H.O.T	14M	140	35	3	623,91	621,11	581	37	150	14	51	3020	
H.O.T	14M	168	35	3	748,69	745,89	706	37	150	14	51	3020	



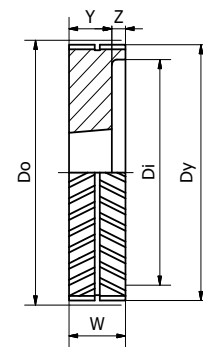
1



2

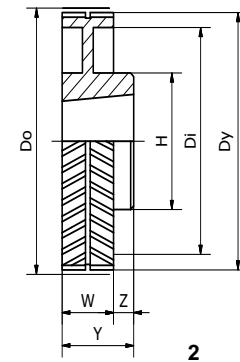
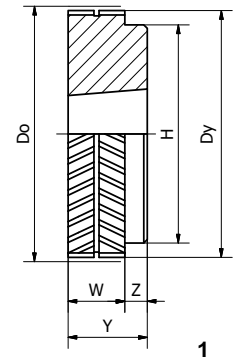


3

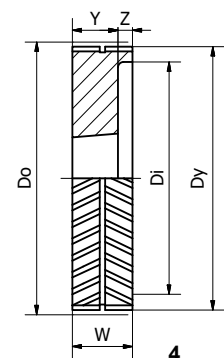
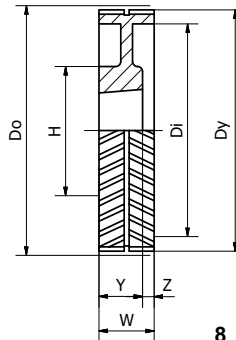
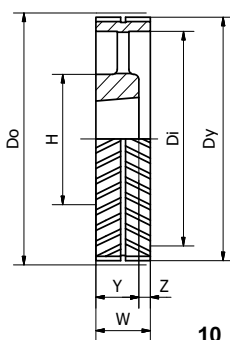
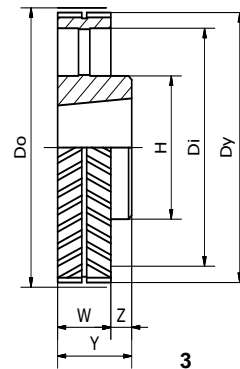


4

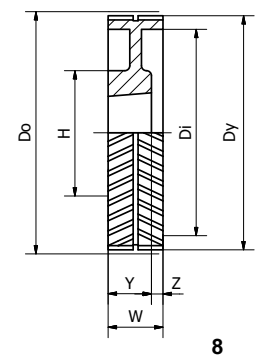
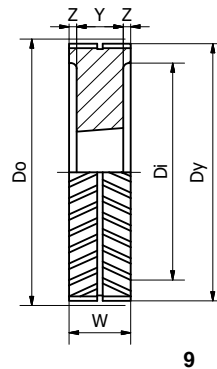
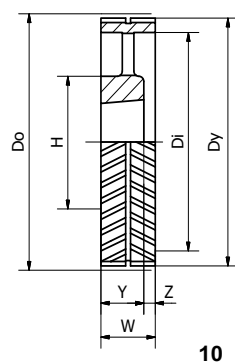
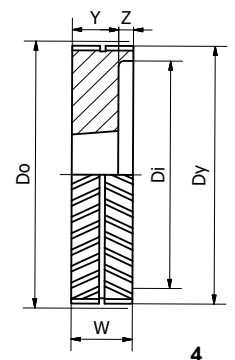
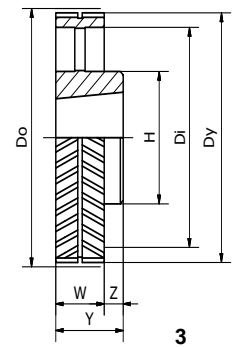
14M52,5													
Profile	Pitch [mm]	No. of teeth	Belt width [mm]	Execution	Do [mm]	Dy [mm]	Di [mm]	W [mm]	H [mm]	Z [mm]	Y [mm]	Taper bush	Material
H.O.T	14M	28	52,5	4	124,78	121,99	86	54,5	-	9,5	45	2517	Steel
H.O.T	14M	30	52,5	4	133,69	130,9	90	54,5	-	9,5	45	2517	
H.O.T	14M	35	52,5	4	142,61	139,81	100	54,5	-	9,5	45	2517	
H.O.T	14M	34	52,5	4	151,52	148,73	108	54,5	-	9,5	45	2517	
H.O.T	14M	36	52,5	4	160,43	157,64	118	54,5	-	3,5	51	3020	
H.O.T	14M	38	52,5	4	169,35	166,55	126	54,5	-	3,5	51	3020	
H.O.T	14M	40	52,5	4	178,26	175,46	135	54,5	-	3,5	51	3020	
H.O.T	14M	43	52,5	4	191,63	188,83	148	54,5	-	3,5	51	3020	
H.O.T	14M	45	52,5	4	200,54	197,75	158	54,5	-	3,5	51	3020	
H.O.T	14M	48	52,5	4	213,91	211,12	171	54,5	-	3,5	51	3020	
H.O.T	14M	50	52,5	8	222,82	220,03	180	54,5	150	3,5	51	3020	GS400
H.O.T	14M	56	52,5	8	249,66	246,77	207	54,5	150	3,5	51	3020	
H.O.T	14M	60	52,5	8	267,39	264,59	225	54,5	150	3,5	51	3020	
H.O.T	14M	63	52,5	8	280,76	277,93	238	54,5	150	3,5	51	3020	
H.O.T	14M	71	52,5	8	316,41	313,62	274	54,5	150	3,5	51	3020	
H.O.T	14M	75	52,5	8	334,24	331,44	291	54,5	150	3,5	51	3020	
H.O.T	14M	80	52,5	8	356,52	353,72	314	54,5	150	3,5	51	3020	Cast iron
H.O.T	14M	90	52,5	8	401,08	398,29	358	54,5	180	3,5	51	3020	
H.O.T	14M	112	52,5	10	499,12	496,33	456	54,5	150	3,5	51	3020	
H.O.T	14M	140	52,5	10	623,91	621,1	584	54,5	150	3,5	51	3020	
H.O.T	14M	160	52,5	10	748,69	745,89	706	54,5	180	3,5	51	3020	



14M70													
Profile	Pitch [mm]	No. of teeth	Belt width [mm]	Execution	Do [mm]	Dy [mm]	Di [mm]	W [mm]	H [mm]	Z [mm]	Y [mm]	Taper bush	Material
H.O.T	14M	28	70	4	124,78	121,99	86	72	-	27	45	2517	Steel
H.O.T	14M	30	70	4	133,69	130,9	90	72	-	27	45	2517	
H.O.T	14M	35	70	4	142,61	139,81	100	72	-	27	45	2517	
H.O.T	14M	34	70	1	151,52	148,73	108	72	135	4	76	3030	
H.O.T	14M	36	70	1	160,43	157,64	118	72	144	4	76	3030	
H.O.T	14M	38	70	1	169,35	166,55	126	72	153	4	76	3030	
H.O.T	14M	40	70	1	178,26	175,46	135	72	162	4	76	3030	
H.O.T	14M	43	70	1	191,63	188,83	148	72	174	17	89	3535	
H.O.T	14M	45	70	1	200,54	197,75	158	72	183	17	89	3535	
H.O.T	14M	48	70	1	213,91	211,12	171	72	197	17	89	3535	
H.O.T	14M	50	70	1	222,82	220,03	180	72	205	17	89	3535	GS400
H.O.T	14M	56	70	1	249,66	246,77	207	72	230	17	89	3535	
H.O.T	14M	60	70	2	267,39	264,59	225	72	150	4	76	3030	
H.O.T	14M	63	70	2	280,76	277,93	238	72	150	4	76	3030	
H.O.T	14M	71	70	2	316,41	313,62	274	72	150	4	76	3030	
H.O.T	14M	75	70	2	334,24	331,44	291	72	180	17	89	3535	
H.O.T	14M	80	70	2	356,52	353,72	314	72	180	17	89	3535	Cast Iron
H.O.T	14M	90	70	2	401,08	398,29	358	72	200	17	89	3535	
H.O.T	14M	112	70	3	499,12	496,33	456	72	200	17	89	3535	
H.O.T	14M	140	70	3	623,91	621,11	581	72	220	17	89	3535	
H.O.T	14M	168	70	3	748,69	745,89	706	72	22	17	89	3535	

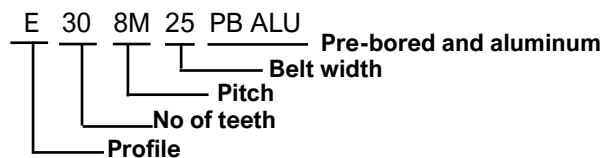


14M105													
Profile	Pitch [mm]	No. of teeth	Belt width [mm]	Execution	Do [mm]	Dy [mm]	Di [mm]	W [mm]	H [mm]	Z [mm]	Y [mm]	Taper bush	Material
H.O.T	14M	28	105	9	124,78	121,99	86	107	-	31	45	2517	Steel
H.O.T	14M	30	105	9	133,69	130,9	90	107	-	31	45	2517	
H.O.T	14M	35	105	9	142,61	139,81	100	107	-	31	45	2517	
H.O.T	14M	34	105	9	151,52	148,73	108	107	-	15,5	76	3030	
H.O.T	14M	36	105	9	160,43	157,64	118	107	-	15,5	76	3030	
H.O.T	14M	38	105	9	169,35	166,55	126	107	-	15,5	76	3030	
H.O.T	14M	40	105	9	178,26	175,46	135	107	-	15,5	76	3030	
H.O.T	14M	43	105	4	191,63	188,83	148	107	-	18	89	3535	
H.O.T	14M	45	105	4	200,54	197,75	158	107	-	18	89	3535	
H.O.T	14M	48	105	4	213,91	211,12	171	107	-	5	102	4040	
H.O.T	14M	50	105	4	222,82	220,03	180	107	-	5	102	4040	
H.O.T	14M	56	105	4	249,66	246,77	206	107	-	5	102	4040	
H.O.T	14M	60	105	8	267,39	264,59	225	107	180	18	89	3535	
H.O.T	14M	63	105	8	280,76	277,93	238	107	180	18	89	3535	
H.O.T	14M	71	105	8	316,41	313,62	274	107	200	5	102	4040	
H.O.T	14M	75	105	8	334,24	331,44	291	107	200	5	102	4040	
H.O.T	14M	80	105	8	356,52	353,72	314	107	200	5	102	4040	
H.O.T	14M	90	105	8	401,08	398,29	358	107	220	5	102	4040	
H.O.T	14M	112	105	10	499,12	496,33	456	107	220	5	102	4040	
H.O.T	14M	140	105	3	623,91	621,11	581	107	240	20	127	5050	
H.O.T	14M	168	105	3	748,69	745,89	706	107	240	20	127	5050	



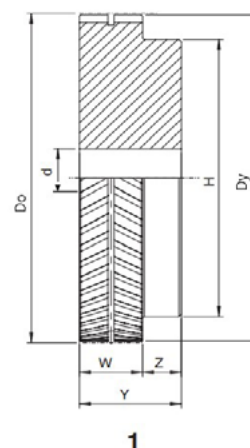


Item no. example:



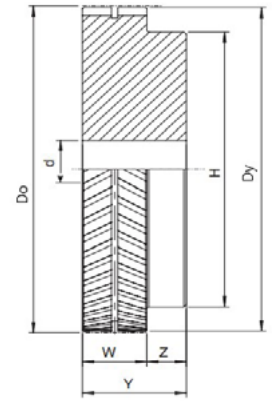
These pulleys have been design to fit the Eagle PU belt. The Eagle transmission can guarantee the self-alignment, even under high load conditions or extreme periphéal speed. Our Eagle pulleys in aluminum are available on request in pitch 5M, 8M and 10M

E5M12,5											
Profile	Pitch [mm]	Number of teeth	Belt width [mm]	Execution	Do [mm]	Dy [mm]	W [mm]	H [mm]	Y [mm]	Z [mm]	Prebored d [mm]
H.O.T	5	15	12,5	1	23,87	22,91	13,5	17	19,5	6	6
H.O.T	5	16	12,5	1	25,47	24,51	13,5	19	19,5	6	6
H.O.T	5	18	12,5	1	28,65	27,69	13,5	22	19,5	6	6
H.O.T	5	19	12,5	1	30,23	29,27	13,5	24	21,5	8	6
H.O.T	5	20	12,5	1	31,83	30,87	13,5	25	21,5	8	6
H.O.T	5	22	12,5	1	35,01	34,05	13,5	28	21,5	8	6
H.O.T	5	24	12,5	1	38,19	37,23	13,5	32	21,5	8	6
H.O.T	5	25	12,5	1	39,79	38,83	13,5	33	21,5	8	6
H.O.T	5	26	12,5	1	41,38	40,42	13,5	35	21,5	8	6
H.O.T	5	27	12,5	1	42,97	42,01	13,5	36	21,5	8	6
H.O.T	5	28	12,5	1	44,56	43,6	13,5	38	21,5	8	6
H.O.T	5	30	12,5	1	47,75	46,79	13,5	41	21,5	8	12,7
H.O.T	5	32	12,5	1	50,93	49,97	13,5	44	21,5	8	12,7
H.O.T	5	36	12,5	1	57,3	56,34	13,5	51	21,5	8	12,7
H.O.T	5	40	12,5	1	63,66	62,7	13,5	57	24,5	11	12,7
H.O.T	5	44	12,5	1	70,03	69,07	13,5	63	24,5	11	12,7
H.O.T	5	48	12,5	1	76,39	75,43	13,5	70	24,5	11	12,7
H.O.T	5	60	12,5	1	95,49	94,53	13,5	89	24,5	11	12,7



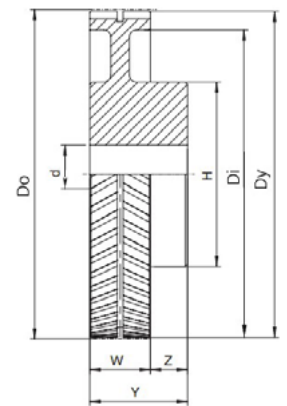
E5M25											
Profile	Pitch [mm]	Number of teeth	Belt width [mm]	Execution	Do [mm]	Dy [mm]	W [mm]	H [mm]	Y [mm]	Z [mm]	Prebored d [mm]
H.O.T	5	15	25	1	23,87	22,91	26	17	32	6	6
H.O.T	5	16	25	1	25,47	24,51	26	19	32	6	6
H.O.T	5	18	25	1	28,65	27,69	26	22	32	6	6
H.O.T	5	19	25	1	30,23	29,27	26	24	34	8	6
H.O.T	5	20	25	1	31,83	30,87	26	25	34	8	6
H.O.T	5	22	25	1	35,01	34,05	26	28	34	8	6
H.O.T	5	24	25	1	38,19	37,23	26	32	34	8	6
H.O.T	5	25	25	1	39,79	38,83	26	33	34	8	6
H.O.T	5	26	25	1	41,38	40,42	26	35	34	8	6
H.O.T	5	27	25	1	42,97	42,01	26	36	34	8	6
H.O.T	5	28	25	1	44,56	43,6	26	38	34	8	6
H.O.T	5	30	25	1	47,75	46,79	26	41	34	8	12,7
H.O.T	5	32	25	1	50,93	49,97	26	44	34	8	12,7
H.O.T	5	36	25	1	57,3	56,34	26	51	34	8	12,7
H.O.T	5	40	25	1	63,66	62,7	26	57	37	11	12,7
H.O.T	5	44	25	1	70,03	69,07	26	63	37	11	12,7
H.O.T	5	48	25	1	76,39	75,43	26	70	37	11	12,7
H.O.T	5	60	25	1	95,49	94,53	26	89	37	11	12,7

E8M25														
Profile	Pitch [mm]	Number of teeth	Belt width [mm]	Execution	Do [mm]	Dy [mm]	Di [mm]	W [mm]	H [mm]	Y [mm]	Z [mm]	Prebored d [mm]	Max bore [mm]	Weight [kg]
H.O.T	8	20	25	1	50,93	49,56	-	26	41	38	12	12,7	27	0,4
H.O.T	8	22	25	1	56,02	54,65	-	26	46	38	12	12,7	31	0,5
H.O.T	8	24	25	1	61,12	59,75	-	26	51	42	16	12,7	34	0,7
H.O.T	8	26	25	1	66,21	64,84	-	26	58	42	16	12,7	39	0,85
H.O.T	8	28	25	1	71,3	69,93	-	26	62	42	16	12,7	41	1
H.O.T	8	30	25	1	76,4	75,03	-	26	67	42	16	12,7	45	1,15
H.O.T	8	32	25	1	81,49	80,12	-	26	72	42	16	12,7	48	1,35
H.O.T	8	34	25	1	86,58	85,21	-	26	77	42	16	12,7	51	1,5
H.O.T	8	36	25	1	91,68	90,3	-	26	82	42	16	12,7	55	1,75
H.O.T	8	38	25	1	96,77	95,4	-	26	87	42	16	12,7	58	1,95
H.O.T	8	40	25	1	101,86	100,49	-	26	92	42	16	12,7	62	2
H.O.T	8	56	25	1	142,60	141,22	-	26	133	42	16	12,7	89	3,4
H.O.T	8	90	25	2	229,18	227,80	204	26	120	42	16	25,4	80	4,8



1

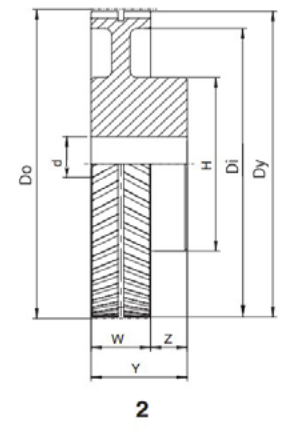
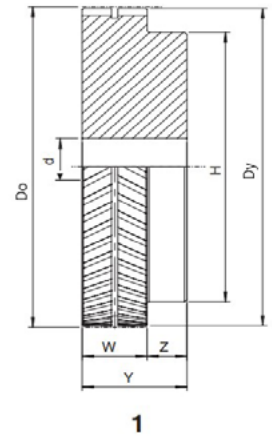
E8M50														
Profile	Pitch [mm]	Number of teeth	Belt width [mm]	Execution	Do [mm]	Dy [mm]	Di [mm]	W [mm]	H [mm]	Y [mm]	Z [mm]	Prebored d [mm]	Max bore [mm]	Weight [kg]
H.O.T	8	20	50	1	50,93	49,56	-	51	41	63	12	12,7	27	0,7
H.O.T	8	22	50	1	56,02	54,65	-	51	46	63	12	12,7	31	0,9
H.O.T	8	24	50	1	61,12	59,75	-	51	51	67	16	12,7	34	1,15
H.O.T	8	26	50	1	66,21	64,84	-	51	58	67	16	12,7	39	1,4
H.O.T	8	28	50	1	71,3	69,93	-	51	62	67	16	12,7	41	1,85
H.O.T	8	30	50	1	76,4	75,03	-	51	67	67	16	12,7	45	1,9
H.O.T	8	32	50	1	81,49	80,12	-	51	72	67	16	12,7	48	2,2
H.O.T	8	34	50	1	86,58	85,21	-	51	77	67	16	12,7	51	2,5
H.O.T	8	36	50	1	91,68	90,3	-	51	82	67	16	12,7	55	2,8
H.O.T	8	38	50	1	96,77	95,4	-	51	87	67	16	12,7	58	3,2
H.O.T	8	40	50	1	101,86	100,49	-	51	92	67	16	12,7	62	3,4
H.O.T	8	56	50	1	142,60	141,22	-	51	133	67	16	12,7	89	5,1
H.O.T	8	90	50	2	229,18	227,80	204	51	120	67	16	25,4	80	6,7



2

E10M25														
Profile	Pitch [mm]	Number of teeth	Belt width [mm]	Execution	Do [mm]	Dy [mm]	Di [mm]	W [mm]	H [mm]	Y [mm]	Z [mm]	Prebored D [mm]	Max bore [mm]	Weight [kg]
H.O.T	10	15	25	1	47,75	45,75	-	26	35	36	10	12,7	23	
H.O.T	10	16	25	1	50,93	48,93	-	26	38	36	10	12,7	25	
H.O.T	10	18	25	1	57,3	55,3	-	26	44	36	10	12,7	30	
H.O.T	10	19	25	1	60,48	58,48	-	26	47	36	10	12,7	32	
H.O.T	10	20	25	1	63,66	61,66	-	26	51	36	10	12,7	34	
H.O.T	10	22	25	1	70,03	68,03	-	26	57	36	10	12,7	38	
H.O.T	10	24	25	1	76,39	74,39	-	26	63	36	10	12,7	42	
H.O.T	10	25	25	1	79,58	77,58	-	26	67	36	10	12,7	44	
H.O.T	10	26	25	1	82,76	80,76	-	26	70	36	10	12,7	47	
H.O.T	10	27	25	1	85,94	83,94	-	26	73	36	10	12,7	49	
H.O.T	10	28	25	1	89,13	87,13	-	26	76	36	10	12,7	51	
H.O.T	10	30	25	1	95,49	93,49	-	26	82	36	10	12,7	55	
H.O.T	10	32	25	1	101,86	99,86	-	26	89	36	10	12,7	59	
H.O.T	10	36	25	1	114,59	112,59	-	26	102	36	10	12,7	68	
H.O.T	10	40	25	1	127,32	125,32	-	26	114	36	10	12,7	76	
H.O.T	10	44	25	1	140,06	138,06	-	26	127	36	10	12,7	85	
H.O.T	10	48	25	1	152,79	150,79	-	26	140	36	10	12,7	93	
H.O.T	10	60	25	2	190,99	188,99	162,0	26	110	36	10	25,4	65	

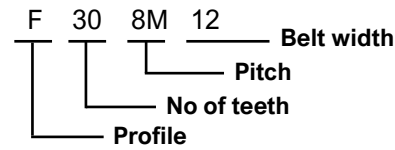
E10M32													
Profile	Pitch [mm]	Number of teeth	Belt width [mm]	Execution	Do [mm]	Dy [mm]	Di [mm]	W [mm]	H [mm]	Y [mm]	Z [mm]	Prebored D [mm]	Max bore [mm]
H.O.T	10	15	32	1	47,75	45,75	-	33	35	43	10	12,7	23
H.O.T	10	16	32	1	50,93	48,93	-	33	38	43	10	12,7	25
H.O.T	10	18	32	1	57,3	55,3	-	33	44	43	10	12,7	30
H.O.T	10	19	32	1	60,48	58,48	-	33	47	43	10	12,7	32
H.O.T	10	20	32	1	63,66	61,66	-	33	51	43	10	12,7	34
H.O.T	10	22	32	1	70,03	68,03	-	33	57	43	10	12,7	38
H.O.T	10	24	32	1	76,39	74,39	-	33	63	43	10	12,7	42
H.O.T	10	25	32	1	79,58	77,58	-	33	67	43	10	12,7	44
H.O.T	10	26	32	1	82,76	80,76	-	33	70	43	10	12,7	47
H.O.T	10	27	32	1	85,94	83,94	-	33	73	43	10	12,7	49
H.O.T	10	28	32	1	89,13	87,13	-	33	76	43	10	12,7	51
H.O.T	10	30	32	1	95,49	93,49	-	33	82	43	10	12,7	55
H.O.T	10	32	32	1	101,86	99,86	-	33	89	43	10	12,7	59
H.O.T	10	36	32	1	114,59	112,59	-	33	102	43	10	12,7	68
H.O.T	10	40	32	1	127,32	125,32	-	33	114	43	10	12,7	76
H.O.T	10	44	32	1	140,06	138,06	-	33	127	43	10	12,7	85
H.O.T	10	48	32	1	152,79	150,79	-	33	140	43	10	12,7	93
H.O.T	10	60	32	2	190,99	188,99	161,0	33	178	43	10	25,4	105



E10M50													
Profile	Pitch [mm]	Number of teeth	Belt width [mm]	Execution	Do [mm]	Dy [mm]	Di [mm]	W [mm]	H [mm]	Y [mm]	Z [mm]	Prebored D [mm]	Max bore [mm]
H.O.T	10	15	50	1	47,75	45,75	-	51	35	61	10	12,7	23
H.O.T	10	16	50	1	50,93	48,93	-	51	38	61	10	12,7	25
H.O.T	10	18	50	1	57,3	55,3	-	51	44	61	10	12,7	30
H.O.T	10	19	50	1	60,48	58,48	-	51	47	61	10	12,7	32
H.O.T	10	20	50	1	63,66	61,66	-	51	51	61	10	12,7	34
H.O.T	10	22	50	1	70,03	68,03	-	51	57	61	10	12,7	38
H.O.T	10	24	50	1	76,39	74,39	-	51	63	61	10	12,7	42
H.O.T	10	25	50	1	79,58	77,58	-	51	67	61	10	12,7	44
H.O.T	10	26	50	1	82,76	80,76	-	51	70	61	10	12,7	47
H.O.T	10	27	50	1	85,94	83,94	-	51	73	61	10	12,7	49
H.O.T	10	28	50	1	89,13	87,13	-	51	76	61	10	12,7	51
H.O.T	10	30	50	1	95,49	93,49	-	51	82	61	10	12,7	55
H.O.T	10	32	50	1	101,86	99,86	-	51	89	61	10	12,7	59
H.O.T	10	36	50	1	114,59	112,59	-	51	102	61	10	12,7	68
H.O.T	10	40	50	1	127,32	125,32	-	51	114	61	10	12,7	76
H.O.T	10	44	50	1	140,06	138,06	-	51	127	61	10	12,7	85
H.O.T	10	48	50	1	152,79	150,79	-	51	140	61	10	12,7	93
H.O.T	10	60	50	2	190,99	188,99	161,0	51	178	61	10	25,4	105

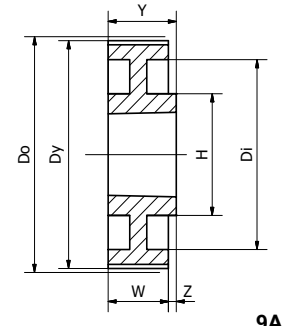
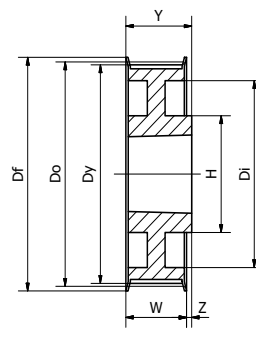
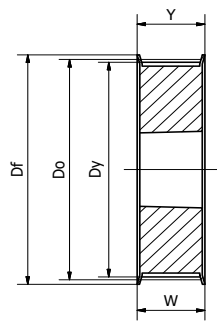
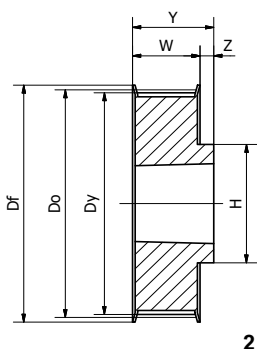


Item no. example:

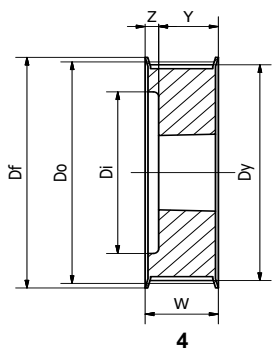
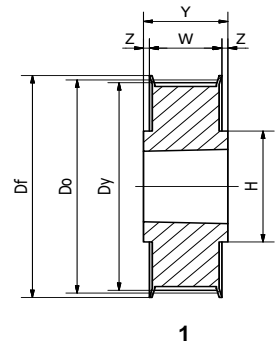


These pulleys have been designed to fit the Falcon Pd belts, but they are also compatible with our Synchrochain and Poly chain belts. The pulleys are treated with a phosphated surface that gives a greater resistance against oxidizing agents. Available on request, pitches 8M and 14M. The pulleys are for mounting taper bush.

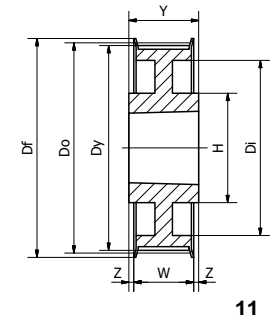
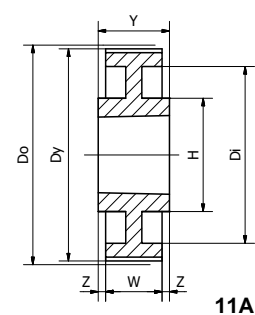
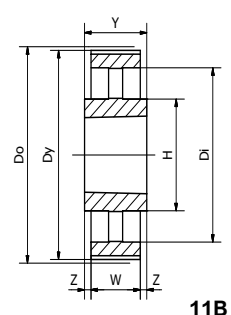
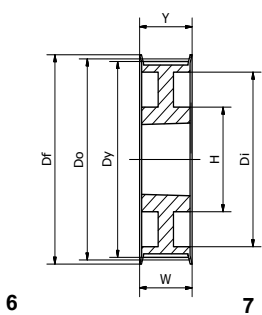
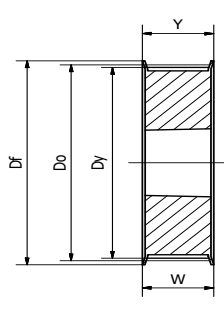
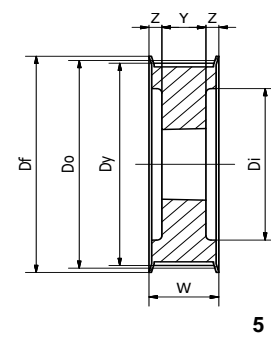
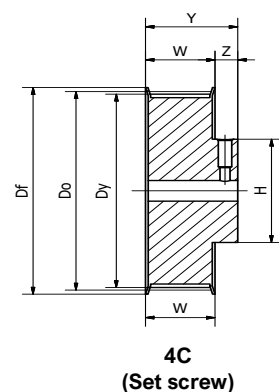
8M12															
Profile	Number of teeth	Belt width [mm]	Execution	Do [mm]	Dy [mm]	Df [mm]	Di [mm]	W [mm]	H [mm]	Y [mm]	Z [mm]	Taper bush	Max bore [mm]	Weight [kg]	Material
CTD	22	12	6	56,02	54,42	62	-	22	-	22	-	1008	25	0,42	Cast Iron
CTD	24	12	6	61,12	59,52	67	-	22	-	22	-	1108	28	0,43	
CTD	25	12	6	63,66	62,06	67	-	22	-	22	-	1108	28	0,43	
CTD	26	12	6	66,21	64,61	73	-	22	-	22	-	1108	28	0,49	
CTD	27	12	6	68,75	67,15	73	-	22	-	22	-	1108	28	0,53	
CTD	28	12	6	71,6	69,7	77	-	22	-	22	-	1108	28	0,6	
CTD	30	12	6	76,39	74,79	84	-	22	-	22	5	1108	28	0,67	
CTD	32	12	2	81,49	79,89	88	-	20	66	25	5	1210	35	0,77	Steel
CTD	34	12	2	86,58	84,98	94	-	20	72	25	5	1610	42	0,88	
CTD	36	12	2	91,67	90,07	98	-	20	75	25	5	1610	42	1,02	
CTD	37	12	2	94,22	92,62	100	-	20	77	25	5	1610	42	1,11	
CTD	38	12	2	96,77	95,17	104	-	20	82	25	5	1610	42	1,15	
CTD	40	12	2	101,86	100,26	108	-	20	89	25	5	1610	42	1,19	
CTD	41	12	2	104,41	102,81	111	-	20	89	25	5	1610	42	1,23	
CTD	42	12	2	106,95	105,35	113	-	20	91	25	5	1610	42	1,38	
CTD	44	12	2	112,05	110,45	121	-	20	104	32	12	2012	50	1,62	
CTD	45	12	2	114,59	112,99	121	-	20	104	32	12	2012	50	1,76	
CTD	48	12	2	122,23	120,63	129	-	20	105	32	12	2012	50	2,16	
CTD	50	12	2	127,32	125,72	131	-	20	105	32	12	2012	50	2,16	
CTD	56	12	2	142,6	141	149	-	20	105	32	12	2012	50	2,83	
CTD	60	12	2	152,79	151,19	158	-	20	110	32	12	2012	50	3,24	
CTD	64	12	9	162,97	161,37	168	140	20	110	32	12	2012	50	3,51	
CTD	67	12	9	170,60	169,00	175	147	20	110	32	12	2012	50	3,82	
CTD	72	12	9	183,35	181,75	191	158	20	110	32	12	2012	50	4,11	
CTD	75	12	9	190,99	189,39	202	164	20	110	32	12	2012	50	4,57	
CTD	80	12	9	203,72	202,12	216	178	20	110	32	12	2012	50	5,13	
CTD	90	12	9A	229,18	227,58	-	204	20	110	32	12	2012	50	6,37	



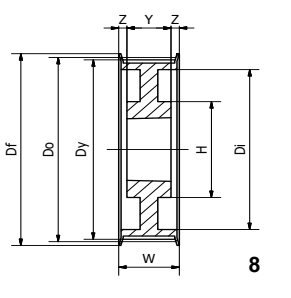
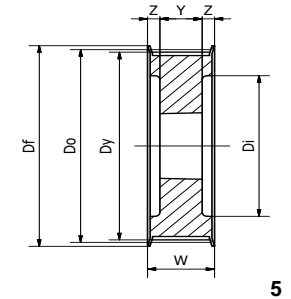
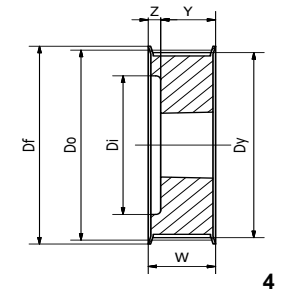
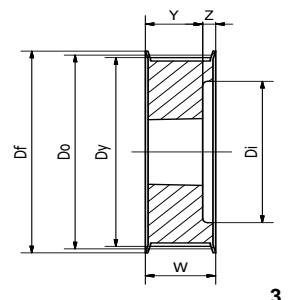
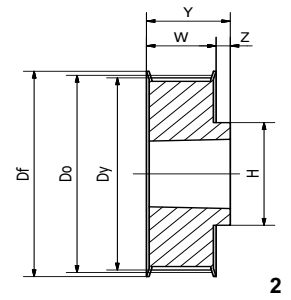
8M21															
Profile	Number of teeth	Belt width [mm]	Execution	Do [mm]	Dy [mm]	Df [mm]	Di [mm]	W [mm]	H [mm]	Y [mm]	Z [mm]	Taper bush	Max bore [mm]	Weight [kg]	Material
CTD	22	21	4	56,02	54,42	62	38	30	-	22	8	1008	25	0,57	Cast Iron
CTD	25	21	4	63,66	62,06	67	45	30	-	22	8	1108	28	0,6	
CTD	28	21	4	71,6	69,7	77	52	30	-	22	8	1108	28	0,75	
CTD	30	21	4	76,39	74,79	84	58	30	-	25	5	1610	42	0,83	Steel
CTD	32	21	4	81,49	79,89	88	63	30	-	25	5	1610	42	0,97	
CTD	34	21	4	86,58	84,98	94	68	30	-	25	5	1610	42	0,12	
CTD	36	21	4	91,67	90,07	98	73	30	-	25	5	1610	42	1,29	Cast Iron
CTD	38	21	4	96,77	95,17	104	78	30	-	25	5	1610	42	1,34	
CTD	40	21	4	101,86	100,26	108	83	30	-	25	5	1610	42	1,5	
CTD	41	21	4	104,41	102,81	108	86	30	-	25	5	1610	42	1,59	
CTD	42	21	4	106,70	105,10	111	-	30	-	32	5	1610	42	1,71	
CTD	44	21	1	112,05	110,45	121	-	30	104	32	1	2012	50	1,92	
CTD	45	21	1	114,59	112,99	121	-	30	104	32	1	2012	50	2,03	
CTD	48	21	1	122,23	120,63	129	-	30	105	32	1	2012	50	2,24	
CTD	50	21	1	127,32	125,72	131	-	30	105	32	1	2012	50	2,42	
CTD	56	21	1	142,6	141,00	149	-	30	105	32	1	2012	50	3,2	
CTD	60	21	1	152,79	151,19	158	-	30	110	45	7,5	2517	65	4,66	
CTD	64	21	11	162,97	161,37	168	138	30	120	45	7,5	2517	65	5,28	
CTD	67	21	11	170,60	169,00	175	145	30	120	45	7,5	2517	65	5,87	
CTD	72	21	11	183,35	181,75	191	158	30	120	45	7,5	2517	65	6,22	
CTD	75	21	11	190,99	189,39	202	165	30	120	45	7,5	2517	65	6,77	
CTD	80	21	11	203,72	202,12	216	178	30	160	45	7,5	3020	75	7,61	
CTD	90	21	11	229,18	227,58	-	146	30	160	45	7,5	3020	75	8,57	
CTD	112	21	11B	285,21	283,61	-	260	30	160	45	7,5	3020	75	12,5	
CTD	140	21	11B	356,51	354,91	-	331	30	160	51	7,5	3020	75	12,79	
CTD	144	21	11B	641,71	638,92	-	341	30	160	51	7,5	3020	75	15,3	



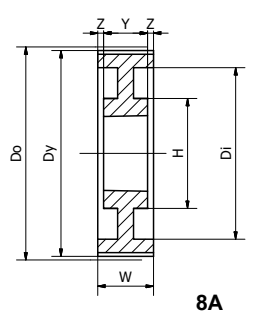
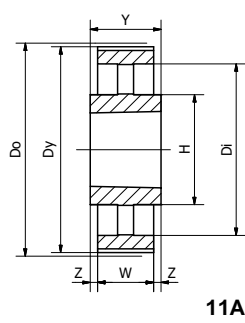
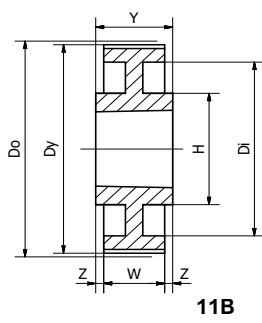
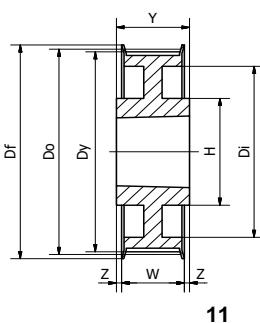
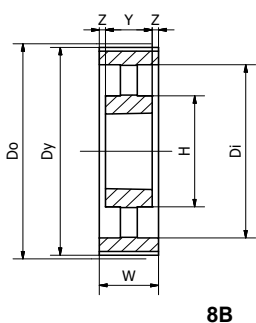
8M36															
Profile	Number of teeth	Belt width [mm]	Execution	Do [mm]	Dy [mm]	Df [mm]	Di [mm]	W [mm]	H [mm]	Y [mm]	Z [mm]	Taper bush	Max bore [mm]	Weight [kg]	Material
CTD	25	36	4C	63,66	62,06	67	-	45	49	55	10	-	-	1,02	Steel
CTD	28	36	4C	71,6	69,7	77	-	45	49	55	10	-	-	1,11	
CTD	30	36	4	76,39	74,79	84	58	45	-	38	7	1615	42	1,22	
CTD	32	36	4	81,49	79,89	88	60	45	-	38	7	1615	42	1,45	Cast Iron
CTD	34	36	4	86,58	84,98	94	66	45	-	38	7	1615	42	1,66	
CTD	36	36	4	91,67	90,07	98	68	45	-	38	7	1615	42	1,9	
CTD	38	36	4	96,77	95,17	104	75	45	-	38	7	1615	42	2,21	Cast Iron
CTD	40	36	5	101,86	100,26	108	80	45	-	32	6,5	2012	50	2,36	
CTD	41	36	5	104,41	102,81	108	80	45	-	32	6,5	2012	50	2,56	
CTD	42	36	5	106,95	105,35	111	80	45	-	32	6,5	2012	50	2,98	
CTD	44	36	5	112,05	110,45	121	90	45	-	32	6,5	2012	50	3,01	
CTD	45	36	5	114,59	112,99	121	90	45	-	32	6,5	2012	50	3,07	
CTD	48	36	5	122,23	120,63	129	98	45	-	32	6,5	2012	50	3,3	
CTD	50	36	5	127,32	125,72	131	103	45	-	32	6,5	2012	50	3,58	
CTD	56	36	6	142,6	141	149	-	45	-	45	-	2517	65	4,348	
CTD	60	36	6	152,79	151,19	158	-	45	-	45	-	2517	65	5,3	
CTD	64	36	7	162,97	161,37	168	138	45	120	45	-	2517	65	6,19	
CTD	67	36	7	170,60	169,00	175	145	45	120	45	-	2517	65	6,92	
CTD	72	36	7	183,35	181,75	191	158	45	120	45	-	2517	65	7,89	
CTD	75	36	11	190,99	189,39	202	165	45	160	51	3	3020	75	8,72	
CTD	80	36	11	203,72	202,12	216	178	45	160	51	3	3020	75	9,96	
CTD	90	36	11A	229,18	227,58	-	204	45	160	51	3	3020	75	10,41	
CTD	112	36	11B	285,21	283,61	-	260	45	160	51	3	3020	75	14,01	
CTD	140	36	11B	356,51	354,91	-	331	45	160	51	3	3020	75	11,98	
CTD	144	36	11B	641,71	638,92	-	341	45	160	51	3	3020	75	18,59	
CTD	168	36	11B	427,81	426,21	-	402	45	160	51	3	3020	75	23,91	
CTD	192	36	11B	488,92	487,32	-	462	45	160	51	3	3020	75	26,53	



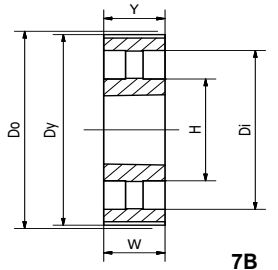
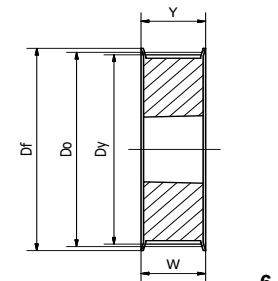
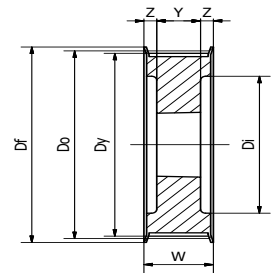
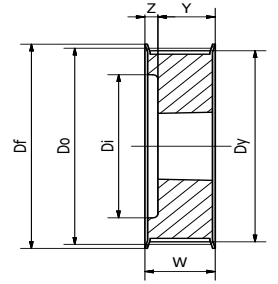
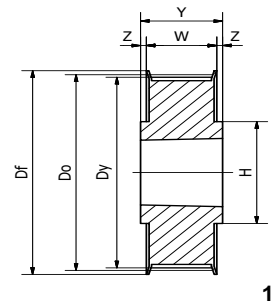
8M62															
Profile	Number of teeth	Belt width [mm]	Execution	Do [mm]	Dy [mm]	Df [mm]	Di [mm]	W [mm]	H [mm]	Y [mm]	Z [mm]	Taper bush	Max bore [mm]	Weight [kg]	Material
CTD	30	62	4	76,39	74,79	84	58	72	-	38	17	1615	42	2,45	Steel
CTD	32	62	4	81,49	79,89	88	60	72	-	38	17	1615	42	2,82	
CTD	34	62	5	86,58	84,98	94	66	72	-	38	17	1615	42	3,17	Cast Iron
CTD	36	62	5	91,67	90,07	98	68	72	-	38	17	1615	42	3,52	
CTD	38	62	5	96,7	95,17	104	75	72	-	38	17	1615	42	3,91	
CTD	40	62	5	101,86	100,26	108	80	72	-	32	20	2012	50	3,76	Steel
CTD	41	62	5	104,41	102,81	108	80	72	-	32	20	2012	50	3,82	
CTD	42	62	5	106,95	105,35	111	80	72	-	32	20	2012	50	4,11	Cast Iron
CTD	44	62	5	112,05	110,45	121	90	72	-	32	20	2012	50	4,52	
CTD	45	62	5	114,59	112,99	121	92	72	-	32	20	2012	50	4,88	Steel
CTD	48	62	5	122,23	120,63	129	100	72	-	45	13,5	2517	65	5,52	
CTD	50	62	5	127,32	125,72	131	105	72	-	45	13,5	2517	65	6,03	Cast Iron
CTD	56	62	5	142,6	141	149	120	72	-	45	13,5	2517	65	5,43	
CTD	60	62	5	152,79	151,19	158	128	72	-	45	13,5	2517	65	6,33	
CTD	64	62	5	162,97	161,37	168	138	72	-	45	13,5	2517	65	7,11	
CTD	67	62	5	170,60	169,00	175	145	72	-	45	13,5	2517	65	8,2	
CTD	72	62	5	183,35	181,75	191	158	72	-	51	10,5	3020	75	8,98	
CTD	75	62	5	190,99	189,39	202	165	72	-	51	10,5	3020	75	9,99	
CTD	80	62	8	203,72	202,12	216	178	72	160	51	10,5	3020	75	11,44	
CTD	90	62	8A	229,18	227,58	-	204	72	160	51	10,5	3020	75	14,94	
CTD	112	62	8B	285,21	283,61	-	260	72	160	51	105	3020	75	14,94	
CTD	140	62	11B	356,51	354,91	-	331	72	146	76	2	3030	75	24,77	
CTD	144	62	11B	641,71	638,92	-	341	72	146	76	2	3030	75	25,8	
CTD	168	62	11B	427,81	426,21	-	402	72	146	76	2	3030	75	28,39	
CTD	192	62	11B	488,92	487,32	-	462	72	146	76	2	3030	75	32,18	



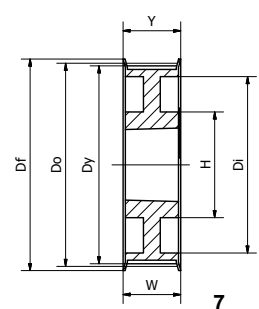
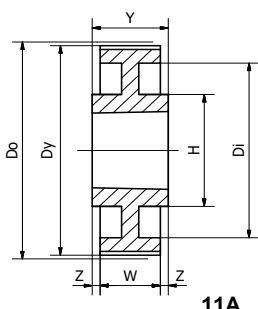
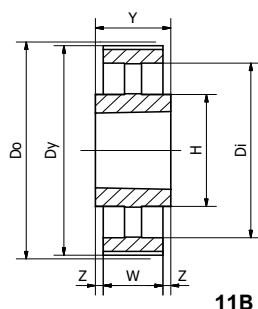
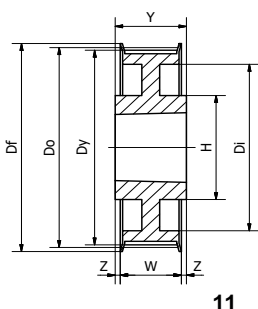
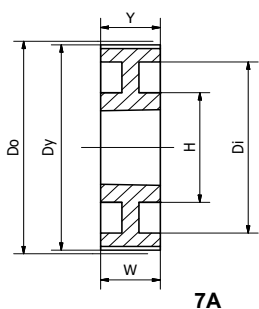
14M20															
Profile	Number of teeth	Belt width [mm]	Execution	Do [mm]	Dy [mm]	Df [mm]	Di [mm]	W [mm]	H [mm]	Y [mm]	Z [mm]	Taper bush	Max bore [mm]	Weight [kg]	Material
CTD	28	20	3	124,78	121,98	134	98	33	-	32	1	2012	50	2,46	Cast Iron
CTD	29	20	3	129,23	126,43	134	100	33	-	32	1	2012	50	2,68	
CTD	30	20	3	133,69	130,89	142	100	33	-	32	1	2012	50	2,85	
CTD	32	20	3	142,6	139,8	150	104	33	-	32	1	2012	50	3,26	
CTD	34	20	2	151,52	148,72	158	-	33	125	45	12	2517	65	4,35	
CTD	36	20	2	160,43	157,53	166	-	33	125	45	12	2517	65	5,05	
CTD	38	20	2	169,34	166,54	177	-	33	125	45	12	2517	65	5,39	
CTD	40	20	2	178,25	175,45	186	-	33	125	45	12	2517	65	5,97	
CTD	44	20	2	196,08	193,28	209	-	33	160	51	18	3020	75	8,03	
CTD	48	20	2	213,9	211,11	216	-	33	160	51	18	3020	75	9,48	
CTD	50	20	2	222,82	220,02	232	-	33	160	51	18	3020	75	10,13	
CTD	56	20	11	249,55	246,76	261	207	33	160	51	9	3020	75	10,81	
CTD	60	20	11	267,38	264,58	274	224	33	160	51	9	3020	75	12,59	
CTD	64	20	11	285,21	282,41	288	243	33	160	51	9	3020	75	13,84	
CTD	72	20	11A	320,86	318,06	-	279	33	160	51	9	3020	75	15,51	
CTD	80	20	11B	356,51	353,71	-	314	33	160	51	9	3020	75	18,13	
CTD	90	20	11B	401,07	398,27	-	259	33	160	51	9	3020	75	19,47	
CTD	112	20	11B	499,11	496,31	-	457	33	160	51	9	3020	75	24,25	
CTD	140	20	11B	623,89	621,09	-	581	33	160	51	9	3020	75	20,96	
CTD	144	20	11B	641,71	638,92	-	600	33	160	51	9	3020	75	-	
CTD	168	20	11B	748,66	745,87	-	705	33	160	51	9	3020	75	24,36	
CTD	192	20	11B	855,62	852,82	-	812	33	178	51	9	3535	90	-	
CTD	216	20	11B	962,57	959,77	-	920	33	178	51	9	3535	90	-	
CTD	264	20	11B	1176,47	1173,67	-	1133	33	178	51	9	3535	90	-	



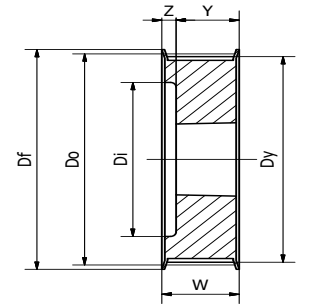
14M37															
Profile	Number of teeth	Belt width [mm]	Execution	Do [mm]	Dy [mm]	Df [mm]	Di [mm]	W [mm]	H [mm]	Y [mm]	Z [mm]	Taper bush	Max bore [mm]	Weight [kg]	Material
CTD	28	37	5	124,78	121,98	134	98	51	-	32	9,5	2012	50	2,97	Cast Iron
CTD	30	37	5	133,69	130,89	142	100	51	-	32	9,5	2012	50	3,81	
CTD	32	37	5	142,6	139,8	150	104	51	-	32	9,5	2012	50	4,53	
CTD	34	37	5	151,52	148,72	158	110	51	-	45	3	2517	65	5,06	
CTD	36	37	5	160,43	157,53	166	120	51	-	45	3	2517	65	5,92	
CTD	38	37	5	169,34	166,54	177	130	51	-	45	3	2517	65	6,51	
CTD	40	37	5	178,25	175,45	186	138	51	-	45	3	2517	65	7,31	
CTD	44	37	6	196,08	193,28	209	-	51	-	51	-	3020	75	9,44	
CTD	48	37	6	213,9	211,11	216	-	51	-	51	-	3020	75	11,44	
CTD	50	37	6	222,82	220,02	232	-	51	-	51	-	3020	75	12,62	
CTD	56	37	7	249,55	246,76	261	207	51	160	51	-	3020	75	12,7	
CTD	60	37	7	267,38	264,58	274	224	51	160	51	-	3020	75	14,23	
CTD	64	37	7	285,21	282,41	288	243	51	160	51	-	3020	75	15,58	
CTD	72	37	7A	320,86	318,06	-	279	51	160	51	-	3020	75	17,25	
CTD	80	37	7B	356,51	353,71	-	314	51	160	51	-	3020	75	20,32	
CTD	90	37	7B	401,07	398,27	-	359	51	160	51	-	3020	75	29,85	
CTD	112	37	11B	499,11	496,31	-	457	51	178	51	19	3020	75	27,43	
CTD	140	37	11B	623,89	621,09	-	581	51	178	51	19	3020	75	33,55	
CTD	144	37	11B	641,71	638,92	-	600	51	178	51	19	3020	75	48,62	
CTD	168	37	11B	748,66	745,87	-	705	51	178	51	19	3020	75	64,5	
CTD	192	37	11B	855,61	852,82	-	812	51	178	89	19	3535	90	83,82	
CTD	216	37	11B	962,57	959,77	-	920	51	215	102	25,5	4040	100	-	
CTD	264	37	11B	1176,47	1173,67	-	1133	51	215	102	25,5	4040	100	-	



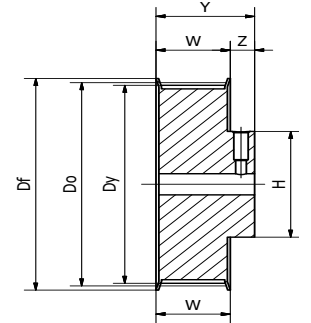
14M68															
Profile	Number of teeth	Belt width [mm]	Execution	Do [mm]	Dy [mm]	Df [mm]	Di [mm]	W [mm]	H [mm]	Z [mm]	Y [mm]	Taper bush	Max bore [mm]	Weight [kg]	Material
CTD	28	68	5	124,78	121,98	134	98	84	-	19,5	45	2517	65	5,1	Steel
CTD	29	68	5	129,23	126,43	134	100	84	-	19,5	45	2517	65	5,55	Cast Iron
CTD	30	68	5	133,69	130,89	142	100	84	-	19,5	45	2517	65	5,85	
CTD	32	68	5	142,6	139,8	150	104	84	-	19,5	45	2517	65	6,05	GS400
CTD	34	68	4	151,52	148,72	158	110	84	-	19,5	45	2517	65	6,25	
CTD	36	68	5	160,43	157,53	166	120	84	-	19,5	51	3020	75	6,68	Cast Iron
CTD	38	68	5	169,34	166,54	177	130	84	-	19,5	51	3020	75	7,46	
CTD	40	68	5	178,25	175,45	186	138	84	-	16,5	51	3020	75	7,81	
CTD	44	68	5	196,08	193,28	209	154	84	-	4	76	3030	75	11,54	
CTD	48	68	5	213,9	211,11	216	138	84	-	4	76	3030	75	13,74	
CTD	50	68	1	222,82	220,02	232	-	84	178	2,5	89	3535	90	16,63	
CTD	56	68	1	249,55	246,76	261	-	84	178	2,5	89	3535	90	21,15	
CTD	60	68	11	267,38	264,58	274	224	84	178	2,5	89	3535	90	24,28	
CTD	64	68	11	285,21	282,41	288	243	84	178	2,5	89	3535	90	27,86	
CTD	72	68	11A	320,86	318,06	-	279	84	178	2,5	89	3535	90	25,74	
CTD	80	68	11B	356,51	353,71	-	314	84	178	2,5	89	3535	90	29,86	
CTD	90	68	11B	401,07	398,27	-	359	84	178	2,5	89	3535	90	31,24	
CTD	112	68	11B	499,11	496,31	-	453	84	178	2,5	89	3535	90	39,25	
CTD	140	68	11B	623,89	621,09	-	581	84	178	2,5	89	3535	90	40,87	
CTD	168	68	11B	748,66	745,87	-	705	84	178	2,5	89	3535	90	73,3	
CTD	192	68	11B	855,61	852,82	-	812	84	215	9	102	4040	100	94,21	
CTD	216	68	11B	962,57	959,77	-	920	84	267	21,5	127	5050	100	-	
CTD	264	68	11B	1176,47	1176,47	-	1133	84	267	21,5	127	5050	100	-	



14M90															
Profile	Number of teeth	Belt width [mm]	Execution	Do [mm]	Dy [mm]	Df [mm]	Di [mm]	W [mm]	H [mm]	Z [mm]	Y [mm]	Taper bush	Max bore [mm]	Weight [kg]	Material
CTD	28	90	4C	124,78	121,98	134	-	106	100	15	121	-	-	-	Cast Iron
CTD	29	90	4C	129,23	126,43	134	-	106	100	15	121	-	-	-	
CTD	30	90	4C	133,69	130,89	142	-	106	105	15	121	-	-	-	
CTD	32	90	4C	142,6	139,8	150	-	106	110	15	121	-	-	6,05	
CTD	34	90	4	151,52	148,72	158	110	106	-	30,5	51	3020	65	6,25	GS400
CTD	36	90	5	160,43	157,53	166	120	106	-	27,5	51	3020	75	8,18	
CTD	38	90	5	169,34	166,54	177	130	106	-	27,5	51	3020	75	9,73	
CTD	40	90	5	178,25	175,45	186	138	106	-	27,5	51	3020	75	10,29	
CTD	44	90	5	196,08	193,28	209	154	106	-	15	76	3030	75	11,92	
CTD	48	90	5	213,9	211,11	216	172	106	-	15	76	3030	75	16,76	
CTD	50	90	5	222,82	220,02	232	181	106	-	8,5	89	3535	90	18,38	
CTD	56	90	5	249,55	246,76	261	207	106	-	8,5	89	3535	90	23,46	
CTD	60	90	5	267,38	264,58	274	225	106	-	8,5	89	3535	90	26,53	
CTD	64	90	8	285,21	282,41	288	243	106	178	8,5	89	3535	90	30,3	
CTD	72	90	8A	320,86	318,06	-	279	106	178	8,5	89	3535	90	26,36	
CTD	80	90	8B	356,51	353,71	-	314	106	178	8,5	89	3535	90	35,61	
CTD	90	90	8B	401,07	398,27	-	359	106	178	8,5	89	3535	90	41,9	
CTD	112	90	8B	499,11	496,31	-	457	106	215	8,5	89	3535	90	70,89	
CTD	140	90	8B	623,89	621,09	-	582	106	215	2	102	4040	100	74,86	
CTD	144	90	8B	641,71	638,92	-	600	106	215	2	102	4040	100	82,52	
CTD	168	90	11B	748,66	745,87	-	705	106	267	10,5	127	5050	100	109,24	
CTD	192	90	11B	855,61	852,82	-	812	106	267	10,5	127	5050	100	126,05	
CTD	216	90	11B	962,57	959,77	-	920	106	267	10,5	127	5050	100	-	
CTD	264	90	11B	1176,47	1176,47	-	1133	106	395	10,5	127	6050	125	-	

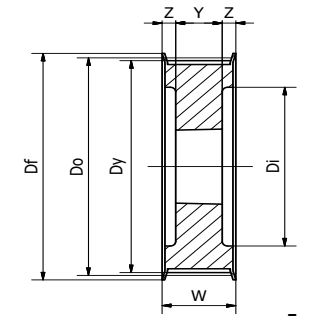


4

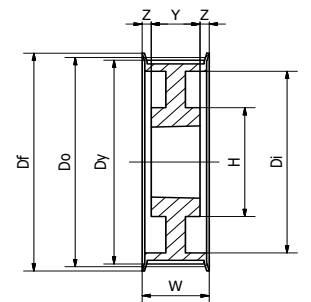


4C

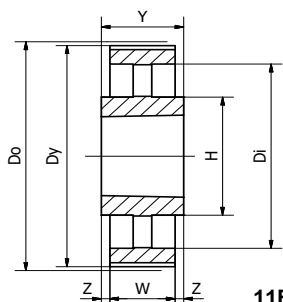
14M125															
Profile	Number of teeth	Belt width [mm]	Execution	Do [mm]	Dy [mm]	Df [mm]	Di [mm]	W [mm]	H [mm]	Z [mm]	Y [mm]	Taper bush	Max bore [mm]	Weight [kg]	Material
CTD	38	125	4	169,34	166,54	177	130	141	-	32,5	76	3030	75	11,74	GS400
CTD	40	125	4	178,25	175,45	186	38	141	-	32,5	76	3030	75	12,23	
CTD	44	125	5	196,08	193,28	209	154	141	-	26	89	3535	90	14,46	
CTD	48	125	5	213,9	211,11	216	172	141	-	26	89	3535	90	14,7	
CTD	50	125	5	222,82	220,02	232	180	141	-	26	89	3535	90	20,93	
CTD	56	125	5	249,55	246,76	261	207	141	-	26	89	3535	90	25,91	
CTD	60	125	5	267,38	264,58	274	224	141	-	19,5	102	4040	100	30,92	
CTD	64	125	5	285,21	282,41	288	243	141	-	19,5	102	4040	100	35,34	
CTD	72	125	8A	320,86	318,06	-	279	141	215	19,5	102	4040	100	37,71	
CTD	80	125	8A	356,51	353,71	-	314	141	215	19,5	102	4040	100	42,02	
CTD	90	125	8B	401,07	398,27	-	359	141	215	19,5	102	4040	100	51,29	
CTD	112	125	8B	499,11	496,31	-	457	141	267	7	127	5050	125	65,64	
CTD	140	125	8B	623,89	621,09	-	581	141	267	7	127	5050	125	67,9	
CTD	168	125	8B	748,66	745,87	-	705	141	267	7	127	5050	125	120,66	
CTD	192	125	8B	855,61	852,82	-	812	141	395	7	127	6050	125	142,39	
CTD	216	125	8B	962,57	959,77	-	920	141	395	7	127	6050	125	-	
CTD	264	125	8B	1176,47	1173,67	-	1133	141	395	7	127	6050	125	-	



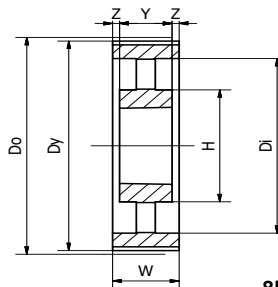
5



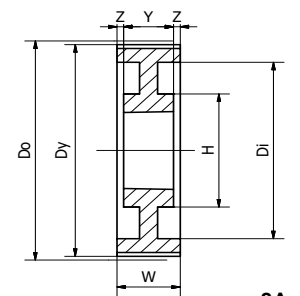
8



11B

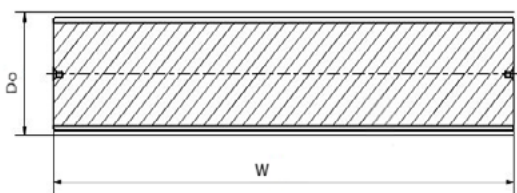


8B

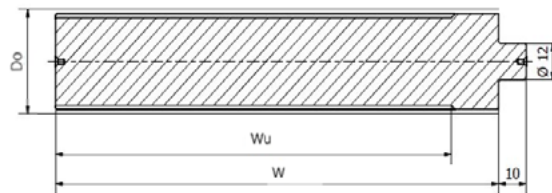


8A

Jens S can offer timing bars, material aluminum, in profiles MXL, XL, L, HTD 3M, 5M, 8M, T5, AT5, T10 and AT10. Other materials on request. For CAD drawings or technical assistance, please contact our technical department.



1




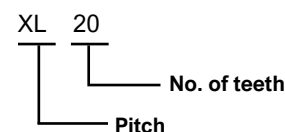
3

MXL - 0,080 (2,032mm)					
Aluminum					
Type	Number of Teeth	Do [mm]	W [mm]	Wu [mm]	Weight [mm]
3	10	6,47	50	75	-
3	11	7,11	50	75	-
3	12	7,76	50	75	-
3	13	8,41	50	75	-
3	14	9,06	50	75	-
3	15	9,7	50	75	-
3	16	10,35	50	75	-
3	17	11	50	75	-
3	18	11,64	50	75	-
3	19	12,29	90	120	-
3	20	12,94	90	120	-
3	21	13,58	90	120	-
3	22	14,23	125	140	-
3	23	14,88	125	140	-
3	24	15,52	125	140	-
3	25	16,17	125	140	-
3	26	16,82	125	140	-
3	27	17,46	125	140	-
3	28	18,11	125	140	-
3	29	18,76	125	140	-
3	30	19,4	125	140	-
3	32	20,7	125	140	-
3	34	21,99	125	140	-
3	35	22,64	132	140	-
3	36	23,29	132	140	-
3	38	24,58	132	140	-
3	40	25,87	132	140	-
3	42	27,17	140	140	-
3	44	28,46	140	140	-
3	45	29,11	140	140	-
3	48	31,05	140	140	-
3	50	32,34	140	140	-
3	60	38,81	160	160	-
3	64	41,4	160	160	-
3	65	42,04	160	160	-
3	70	45,28	160	160	-
3	72	46,57	160	160	-
3	75	48,51	160	160	-
3	90	58,21	160	160	-
3	110	71,15	160	160	-


XL - 1,5" (5,08 mm)					
Steel - Aluminum					
Type	Number of Teeth	Do [mm]	W [mm]	Wu [mm]	Weight [mm]
1	10	16,17	140	140	-
1	11	17,79	140	140	-
1	12	19,4	140	140	-
1	13	21,02	140	140	-
1	14	22,64	140	140	-
1	15	24,25	140	140	-
1	16	25,87	140	140	-
1	17	27,49	140	140	-
1	18	29,11	140	140	-
1	19	30,72	140	140	-
1	20	32,34	140	140	-
1	21	33,96	160	160	-
1	22	35,57	160	160	-
1	23	37,19	160	160	-
1	24	38,81	160	160	-
1	25	40,43	160	160	-
1	26	42,04	160	160	-
1	27	43,66	160	160	-
1	28	45,28	160	160	-
1	29	46,89	160	160	-
1	30	48,51	160	160	-
1	32	51,74	160	160	-
1	33	53,36	160	160	-
1	34	54,98	160	160	-
1	35	56,6	160	160	-
1	36	58,21	160	160	-
1	38	61,45	160	160	-
1	39	63,06	160	160	-
1	40	64,68	160	160	-
1	41	66,3	160	160	-
1	42	67,91	160	160	-
1	43	69,53	160	160	-
1	44	71,15	160	160	-
1	48	77,63	160	160	-
1	56	90,55	160	160	-
1	60	97,02	160	160	-
1	72	116,43	160	160	-

L - 3/8" (9,525 mm)					
Steel - Aluminum					
Type	Number of Teeth	Do [mm]	W [mm]	Wu [mm]	Weight [mm]
1	10	30,32	140	140	-
1	11	33,35	140	140	-
1	12	36,38	160	160	-
1	13	39,41	160	160	-
1	14	42,45	160	160	-
1	15	45,48	160	160	-
1	16	48,51	160	160	-
1	17	51,54	160	160	-
1	18	54,57	160	160	-
1	19	57,61	160	160	-
1	20	60,64	160	160	-
1	21	63,67	160	160	-
1	22	66,7	160	160	-
1	23	69,73	160	160	-
1	24	72,77	160	160	-
1	27	81,86	160	160	-
1	30	90,96	160	160	-

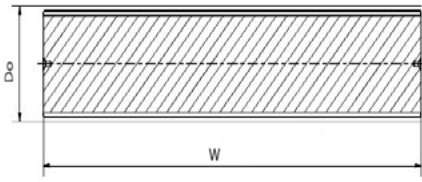
Item no. example XL:



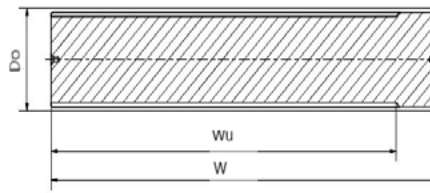
1



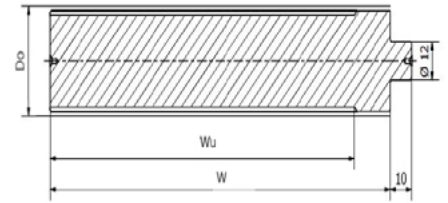
3



1



2




3


3M - Pitch 3 mm					
Aluminum					
Type	Number of Teeth	Do [mm]	W [mm]	Wu [mm]	Weight [mm]
3	9	8,59	75	100	-
3	10	9,5	75	100	-
3	11	10,5	75	100	-
3	12	11,46	100	125	-
3	13	12,41	100	125	-
3	14	13,37	100	125	-
3	15	14,32	100	125	-
3	16	15,28	125	155	-
3	17	16,23	125	155	-
3	18	17,19	125	155	-
3	19	18,14	125	155	-
3	20	19,1	150	165	-
3	21	20,05	150	165	-
3	22	21,01	150	165	-
3	23	21,96	150	165	-
3	24	22,92	150	165	-
3	25	23,87	150	165	-
3	26	24,83	150	165	-
3	27	25,78	150	165	-
3	28	26,74	150	165	-
3	29	27,69	150	165	-
3	30	28,65	175	183	-
3	31	29,6	175	183	-
3	32	30,56	175	183	-
3	33	31,51	175	183	-
3	34	32,47	175	183	-
3	35	33,42	175	183	-
3	36	34,38	200	200	-
3	37	35,33	200	200	-
3	38	36,29	200	200	-
3	39	37,24	200	200	-
3	40	38,2	200	200	-
3	42	40,11	200	200	-
3	44	42,02	200	200	-
3	45	42,97	200	200	-
3	48	45,87	200	200	-
3	50	47,75	200	200	-
3	52	49,66	200	200	-
3	54	51,57	200	200	-
3	56	53,48	200	200	-
3	60	57,3	200	200	-
3	62	59,21	200	200	-
3	64	61,12	200	200	-
3	66	63,03	200	200	-
3	68	64,94	200	200	-
3	70	66,85	200	200	-
3	72	68,75	200	200	-

5M - Pitch 5 mm					
Aluminum					
Type	Number of teeth	Do [mm]	W [mm]	Wu [mm]	Weight [kg]
2	12	19,1	150	165	0,1
2	13	20,69	150	165	0,12
2	14	22,28	175	183	0,15
2	15	23,87	175	183	0,18
2	16	25,46	175	183	0,21
2	17	27,06	175	183	0,23
1	18	28,65	200	200	0,29
1	19	30,24	200	200	0,33
1	20	31,83	200	200	0,37
1	21	33,42	200	200	0,41
1	22	35,01	200	200	0,45
1	23	36,61	200	200	0,49
1	24	38,2	200	200	0,54
1	25	39,79	200	200	0,59
1	26	41,38	200	200	0,64
1	27	42,97	200	200	0,7
1	28	44,56	200	200	0,75
1	29	46,15	200	200	0,81
1	30	47,75	200	200	0,87
1	31	49,34	200	200	0,93
1	32	50,93	200	200	1
1	33	52,52	200	200	1,06
1	34	54,11	200	200	1,13
1	35	55,7	200	200	1,2
1	36	57,3	200	200	1,27
1	38	60,48	200	200	1,43
1	40	63,66	200	200	1,59
1	42	66,85	200	200	1,76
1	44	70,03	200	200	1,93
1	45	71,62	200	200	2,03
1	46	73,21	200	200	2,12
1	48	76,39	200	200	2,32
1	50	79,58	200	200	2,52
1	54	85,94	200	200	2,95
1	60	95,49	200	200	3,67
1	62	98,68	200	200	3,92
1	72	114,59	200	200	5,33


8M - Pitch 8 mm					
Aluminum					
Type	Number of teeth	Do [mm]	W [mm]	Wu [mm]	Weight [kg]
1	18	45,84	200	200	0,74
1	19	48,38	200	200	0,84
1	20	50,93	200	200	0,93
1	21	53,48	200	200	1,04
1	22	56,02	200	200	1,15
1	23	58,57	200	200	1,26
1	24	61,12	200	200	1,38
1	25	63,66	200	200	1,51
1	26	66,21	200	200	1,64
1	28	71,3	200	200	1,92
1	30	76,39	200	200	2,22
1	32	81,49	200	200	2,55
1	34	86,58	200	200	2,89
1	35	89,13	200	200	3,07
1	36	91,67	200	200	3,26
1	38	96,77	200	200	3,65
1	40	101,86	200	200	4,06
1	44	112,05	200	200	4,95
1	48	122,23	200	200	5,93



1

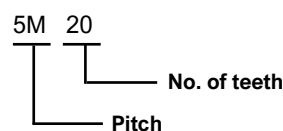


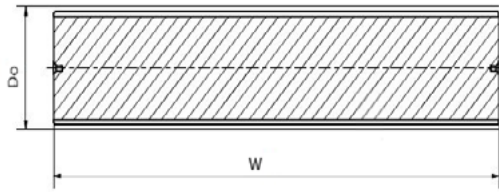
2



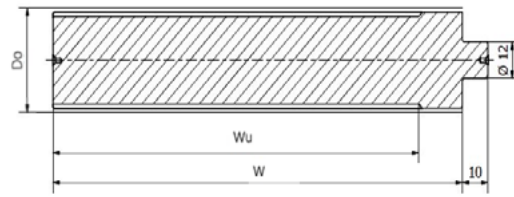
3

Item no. example 5M:





1




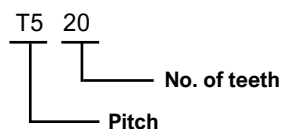
3

T2,5 - Pitch 2,5 mm					
Aluminum					
Type	Number of Teeth	Do [mm]	W [mm]	Wu [mm]	Weight [mm]
3	10	796	50	75	-
3	12	9,55	50	75	-
3	13	10,35	50	75	-
3	14	11,14	50	75	-
3	15	11,94	50	75	-
3	16	12,73	50	75	-
3	17	13,53	50	75	-
3	18	14,32	50	75	-
3	19	15,12	90	120	-
3	20	15,92	90	120	-
3	21	16,71	90	120	-
3	22	17,51	125	140	-
3	24	19,1	125	140	-
3	26	20,69	125	140	-
3	27	21,49	125	140	-
3	28	22,28	125	140	-
3	29	23,08	125	140	-
3	30	23,87	125	140	-
3	32	25,46	125	140	-
3	34	27,06	125	140	-
3	35	27,85	132	140	-
3	36	28,65	132	140	-
3	38	30,24	132	140	-
3	40	31,83	132	140	-
3	42	33,42	140	140	-
3	44	35,01	140	140	-
3	45	35,81	140	140	-
3	48	38,2	140	140	-
3	50	39,79	160	160	-
3	60	47,75	160	160	-
3	65	51,73	160	160	-
3	70	55,7	160	160	-
3	72	57,3	160	160	-
3	90	71,62	160	160	-
3	100	79,58	160	160	-

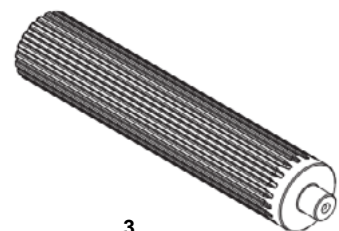
T5 - Pitch 5 mm					
Aluminum					
Type	Number of teeth	Do [mm]	W [mm]	Wu [mm]	Weight [kg]
1	10	15,91	140	140	0,05
1	100	159,15	160	160	8,29
1	11	17,5	140	140	0,06
1	12	19,1	140	140	0,08
1	13	20,69	140	140	0,1
1	14	22,28	140	140	0,11
1	15	23,87	140	140	0,13
1	16	25,47	140	140	0,15
1	17	27,06	140	140	0,17
1	18	28,65	140	140	0,2
1	19	30,24	140	140	0,22
1	20	31,83	160	160	0,29
1	21	33,42	160	160	0,32
1	22	35,01	160	160	0,35
1	23	36,61	160	160	0,39
1	24	38,19	160	160	0,43
1	25	39,79	160	160	0,46
1	26	41,38	160	160	0,51
1	27	42,97	160	160	0,55
1	28	44,56	160	160	0,59
1	29	46,16	160	160	0,64
1	30	47,15	160	160	0,69
1	32	50,93	160	160	0,79
1	34	54,11	160	160	0,89
1	35	55,71	160	160	0,95
1	36	57,3	160	160	1,01
1	37	58,89	160	160	1,07
1	38	60,48	160	160	1,13
1	40	63,66	160	160	1,26
1	42	68,85	160	160	1,39
1	44	70,03	160	160	1,53
1	45	71,62	160	160	1,61
1	46	73,21	160	160	1,68
1	48	76,39	160	160	1,84
1	50	79,58	160	160	2
1	60	95,49	160	160	2,92
1	72	114,59	160	160	4,24
1	80	127,32	160	160	5,26
1	90	143,24	160	160	6,69

T10 - Pitch 10 mm					
Aluminum					
Type	Number of teeth	Do [mm]	W [mm]	Wu	Weight [kg]
1	10	31,83	140	140	0,22
1	11	35,01	140	140	0,27
1	12	38,19	140	140	0,33
1	13	41,38	140	140	0,4
1	14	44,56	160	160	0,54
1	15	47,74	160	160	0,63
1	16	50,93	160	160	0,72
1	17	54,11	160	160	0,83
1	18	57,29	160	160	0,94
1	19	60,47	160	160	1,05
1	20	63,66	160	160	1,18
1	21	66,84	160	160	1,31
1	22	70,02	160	160	1,44
1	23	73,21	160	160	1,59
1	24	76,39	160	160	1,74
1	26	82,76	160	160	2,06
1	28	89,12	160	160	2,41
1	30	95,49	160	160	2,79
1	32	101,85	160	160	3,2
1	34	108,22	160	160	3,63
1	36	114,59	160	160	4,09
1	38	120,95	160	160	4,58
1	40	127,32	160	160	5,09
1	45	142,23	160	160	6,5
1	48	152,78	160	160	7,43
1	60	190,98	160	160	11,76
1	72	229,17	160	160	17,08


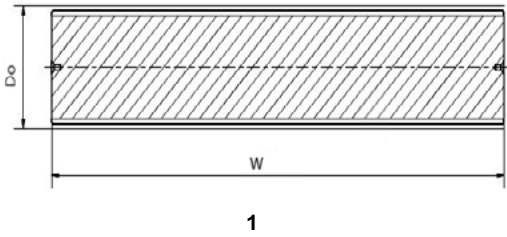
Item no. example T5:



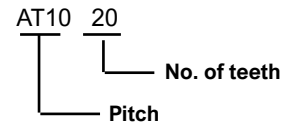
1



3

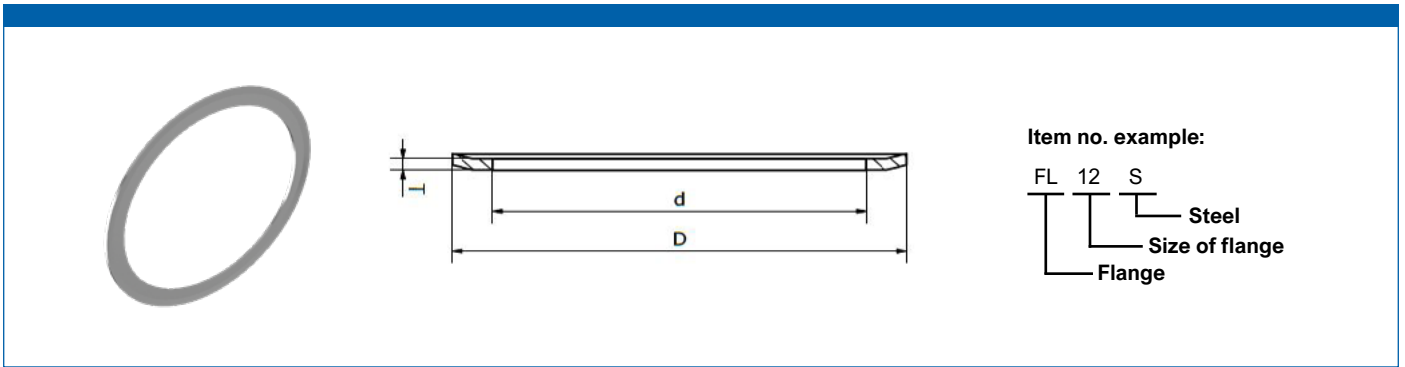


Item no. example AT10:




AT10 - Pitch 5 mm					
Aluminum					
Type	Number of teeth	Do [mm]	W [mm]	Wu	Weight [kg]
1	12	19,1	140	140	0,08
1	13	20,69	140	140	0,1
1	14	22,28	140	140	0,12
1	15	23,87	140	140	0,14
1	16	25,47	140	140	0,16
1	17	27,06	140	140	0,18
1	18	28,65	140	140	0,2
1	19	30,24	140	140	0,23
1	20	31,83	160	160	0,29
1	21	33,42	160	160	0,33
1	22	35,01	160	160	0,36
1	23	36,61	160	160	0,4
1	24	38,19	160	160	0,43
1	25	39,79	160	160	0,47
1	26	41,38	160	160	0,52
1	27	42,97	160	160	0,56
1	28	44,56	160	160	0,6
1	29	46,16	160	160	0,65
1	30	47,15	160	160	0,7
1	31	49,34	160	160	0,75
1	32	50,93	160	160	0,8
1	33	52,52	160	160	0,85
1	34	54,11	160	160	0,91
1	35	55,71	160	160	0,96
1	36	57,3	160	160	1,02
1	38	60,48	160	160	1,14
1	40	63,66	160	160	1,27
1	42	68,85	160	160	1,41
1	44	70,03	160	160	1,55
1	45	71,61	160	160	1,63
1	46	73,21	160	160	1,7
1	48	76,39	160	160	1,86
1	50	79,58	160	160	2,02
1	52	82,76	160	160	2,19
1	54	85,94	160	160	2,37
1	55	87,54	160	160	2,46
1	56	89,13	160	160	2,55
1	58	92,31	160	160	2,74
1	60	95,49	160	160	2,94
1	62	98,68	160	160	3,14
1	64	101,86	160	160	3,36
1	65	103,45	160	160	3,46
1	70	111,41	160	160	4,03
1	72	114,59	160	160	4,27

AT10 - Pitch 10 mm					
Aluminum					
Type	Number of teeth	Do [mm]	W [mm]	Wu	Weight [kg]
1	14	44,56	160	160	0,55
1	15	47,74	160	160	0,64
1	16	50,93	160	160	0,73
1	17	54,11	160	160	0,84
1	18	57,29	160	160	0,95
1	19	60,47	160	160	1,07
1	20	63,66	160	160	1,19
1	21	66,84	160	160	1,32
1	22	70,02	160	160	1,46
1	23	73,21	160	160	1,61
1	24	76,39	160	160	1,76
1	25	79,58	160	160	1,92
1	26	82,76	160	160	2,08
1	27	85,94	160	160	2,26
1	28	89,12	160	160	2,44
1	29	92,31	160	160	2,62
1	30	95,49	160	160	2,82
1	31	98,68	160	160	3,02
1	32	101,85	160	160	3,22
1	33	105,04	160	160	3,44
1	34	108,22	160	160	3,66
1	35	111,41	160	160	3,89
1	36	114,59	160	160	4,12
1	37	117,77	160	160	4,36
1	38	120,95	160	160	4,61
1	40	127,32	160	160	5,13
1	41	130,51	160	160	5,4
1	42	133,69	160	160	5,67
1	44	140,06	160	160	6,24
1	45	142,23	160	160	6,54
1	46	146,42	160	160	6,84
1	48	152,78	160	160	7,47
1	50	159,15	160	160	8,13
1	51	162,34	160	160	8,46
1	52	165,52	160	160	8,81
1	54	171,89	160	160	9,52
1	55	175,07	160	160	9,88
1	56	178,25	160	160	10,26
1	57	181,44	160	160	10,63
1	58	184,62	160	160	11,02
1	59	187,8	160	160	11,41
1	60	190,98	160	160	11,81
1	62	197,35	160	160	12,63
1	70	222,82	160	160	16,19
1	75	238,73	160	160	18,63



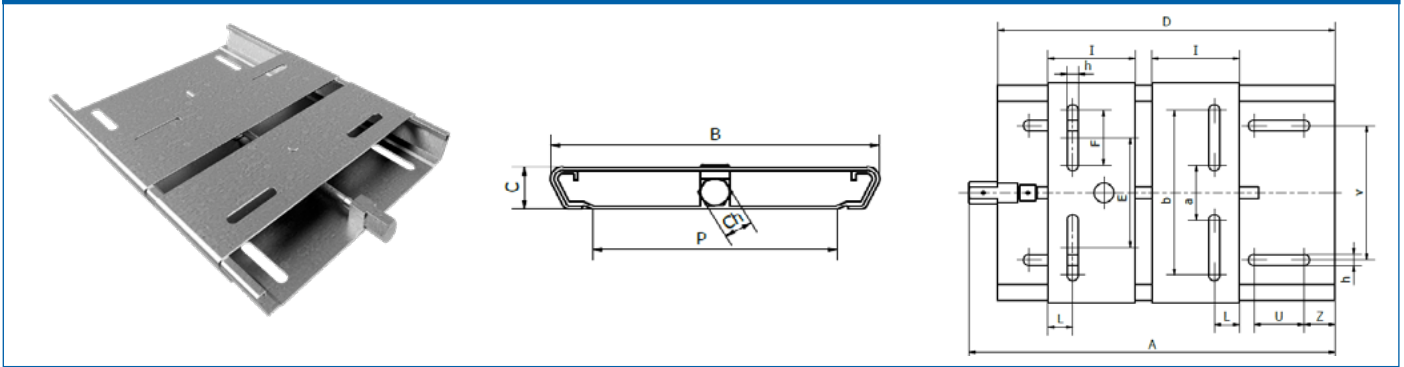
Jens S. have flanges available on stock. All flanges are of material steel and with a galvanized surface treatment.

Item No. JENS S	Inner diameter d, [mm]	Outer diameter D, [mm]	Thickness T, [mm]	No. of pulley teeth												
				5mm ST-RP- HD	8mm ST-RP- HD-PBG	14mm ST-RP- HD-PBG	T2,5	T5-AT5	T10-AT10	T20	XL	L	H	XH	XXH	
FL0/2S	10	18	1				16-18	10								
FL1/1S	15	23	1	12			24	12								
FL2S	16	24	1	14			25-26	14			12-13					
FL3S	19	27	1	15-16			28-30	15			14-15					
FL3/1S	21	29,5	1					16-17								
FL4S	22	30	1	17-18			32-34	16-18			16-17					
FL5S	25	33	1,5	20			35-37	19-20			18	10				
FL6S	28	36	1,5	21-22			38-40	21-22			19-20	11				
FL7S	31	40	1,5	24			42-44	24	12		21-23	12				
FL7/1S	31	47	1,5		16-17				13			13				
FL8S	35	46	1,5	26				25-27	14		24-26	14				
FL8/1S	36	50	1,5		18											
FL9S	39	50	1,5	28-30	19			28-30	15		27-29	15	12			
FL9/1S	41	55	1,5		20											
FL10S	43	55	1,5	32	21			31-33	16		30	16-17				
FL10/1S	47	57	1,5	34							32					
FL11S	47	62	1,5	36	22-23			34-36	17-18		36-36	18-19	14			
FL11/1S	51	67	1,5	38	24								15			
FL12S	53	67	1,5	40	25			37-40	19-20			20-21	16			
FL13S	56	73	1,5	44	26-27			41-42	21-22		40-42	22-23				
FL13/1S	60	77	1,5		28				23				17			
FL14S	64	80	1,5		29				24			24-25	18			
FL15S	68	84	1,5	48	30-31				25		48		19			
FL16S	71	88	1,5		32-33				26-27			26-27	20			
FL16/1S	75	90	1,5													
FL17S	78	94	1,5	56	35				28-29		52	28-29	21-22			
FL18S	80	98	1,5		36				30		57	30	23			
FL19S	83	100	1,5		37			60	31			31-32				
FL20S	88	104	1,5	60	38-39								24-25			
FL20/1S	90	108	1,5	64	40						60	33				
FL21S	93	108	1,5		41				32-33			34	26			
FL21/1S	94	111	1,5		42			66								
FL22S	96	113	1,5		43			68	34-35			35-36	27			
FL23S	102	118	1,5						36			37	28			
FL24/1S	105	127	1,5		46-47				38							
FL25S	108	134	2,5			28-29				20					18	
FL26S	112	129	1,5		48-49				39-40			40-41	30			
FL26/1S	115	131	1,5		50								31			
FL27S	115	142	2,5			30									19	
FL28S	120	137	1,5		51-52							42-43	32-33			
FL29S	122	150	2,5			31-32				22					20	
FL30S	126	142	1,5		53-54			86				44-45	34			
FL31S	130	145	1,5		55							46	35			



Item No. JENS S	Inner diameter d, [mm]	Outer diameter D, [mm]	Thickness T, [mm]	No. of pulley teeth												
				5mm ST-RP- HD	8mm ST-RP- HD-PBG	14mm ST-RP- HD-PBG	T2,5	T5-AT5	T10-AT10	T20	XL	L	H	XH	XXH	
FL32S	130	158	2,5			33-34					24				21	
FL33S	134	149	1,5		56-57								47			
FL34S	135	151	1,5		58								48	36		
FL34/1S	142	158	1,5		60-61								49	37		
FL35S	136	166	2,5			35-36					25				22-23	
FL36S	143	158	1,5							46			50-51	38		
FL36/1S	146	166	1,5		62								52	39		
FL37S	149	177	2,5			37-38									24	
FL38S	151	168	1,5		64-65								53-54	40		
FL39S	156	186	2,5			39-40									25	18
FL40S	158	175	1,5		66-67								55-56	41-42		
FL40/1S	161	182	1,5		68-70											
FL41S	165	191	2,5			41-42									26	
FL42S	166	182	1,5										57-58	43		
FL42/1S	170	191	1,5		71-72									44		
FL43S	166	200	2,5			43					30				27	19
FL44S	172	189	1,5										59-60	45-46		
FL45S	177	209	2,5			44-45					32					20
FL46S	182	199	1,5							60				47-48	28	
FL47S	180	202	1,5											49-50		
FL48S	194	216	2,5			48								51-53	30	21
FL49S	208	232	2,5			50								54-56	32	22
FL50	222	261	2,5			54-55								57-59	34	24
FL51S	232	261	2,5			56-57								60-61	36	25
FL51/1S	238	272	2,5		58-59									62-63		26
FL52S	250	274	2,5		60									64-66	38	
FL52/1S	260	280	2,5		62									67-68	40	28
FL53S	264	288	2,5			63-64							90	69-70		
FL55S	285	333	3			72										
FL56S	322	369	3			80										

Motorbase

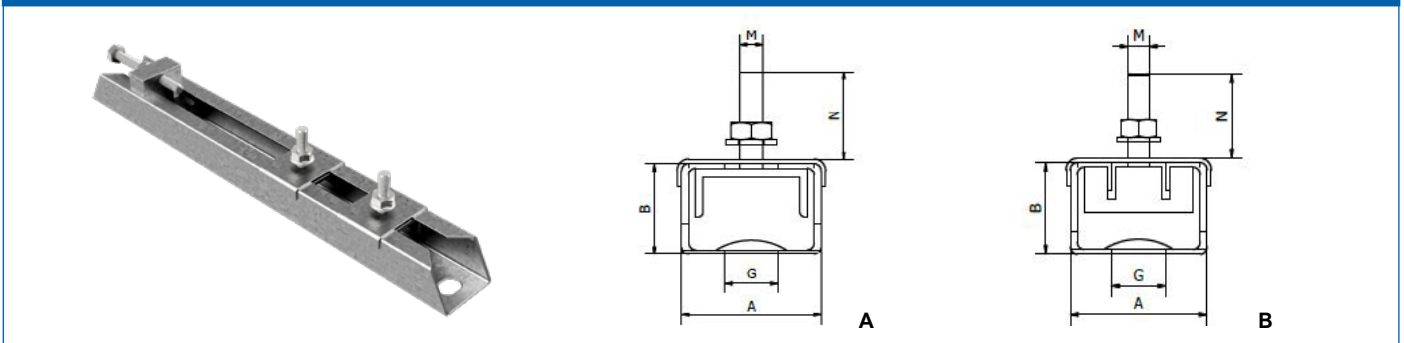


Motorbases in galvanized steel for motors IEC 56 to 225. The motorbase is equipped with an adjusting screw to move the motor. Motorbase and motor are aligned during initial assembly. When installing V-belt for example, no new alignment is needed.

Type TC

Item no [Jens S]	Motor size IEC	Power 2-poles kW	Power 4-poles kW	A [mm]	B [mm]	C [mm]	D [mm]	E [mm]	F [mm]	I [mm]	L [mm]	a x b x h [mm]	P [mm]	Ch [mm]	V [mm]	Z [mm]	U [mm]	Weight [kg]
TC80	56-80	0,12 to 1,1	0,1 to 0,75	240	154	22	220	85	25	50	16	60 x 110 x 9	113	15	90	25	40	1,5
TC90	71-90	0,37 to 2,2	0,25 to 1,5	293	180	25	270	90	45	70	20	45 x 135 x 9	134	16	110	25	40	2,0
TC112	80-112	0,75 to 4	0,55 to 4	365	220	30	340	110	43,5	85	23	66,5 x 153,5 x 13	163	17	130	25	50	3,5
TC132	90-132	1,5 to 9	1,1 to 7,5	430	250	35	400	134	47,5	100	26	86,5 x 181,5 x 13	185	22	150	25	60	5,8
TC180	160-180	15 to 25	11 to 22	532	380	40	500	220	60	125	35	160 x 280 x 15	305	24	260	25	60	12,0
TC225	200-225	30 to 45	30 to 45	635	448	50	600	280	55	160	50	225 x 335 x 18	338	27	300	30	70	22,5

Motor Rails



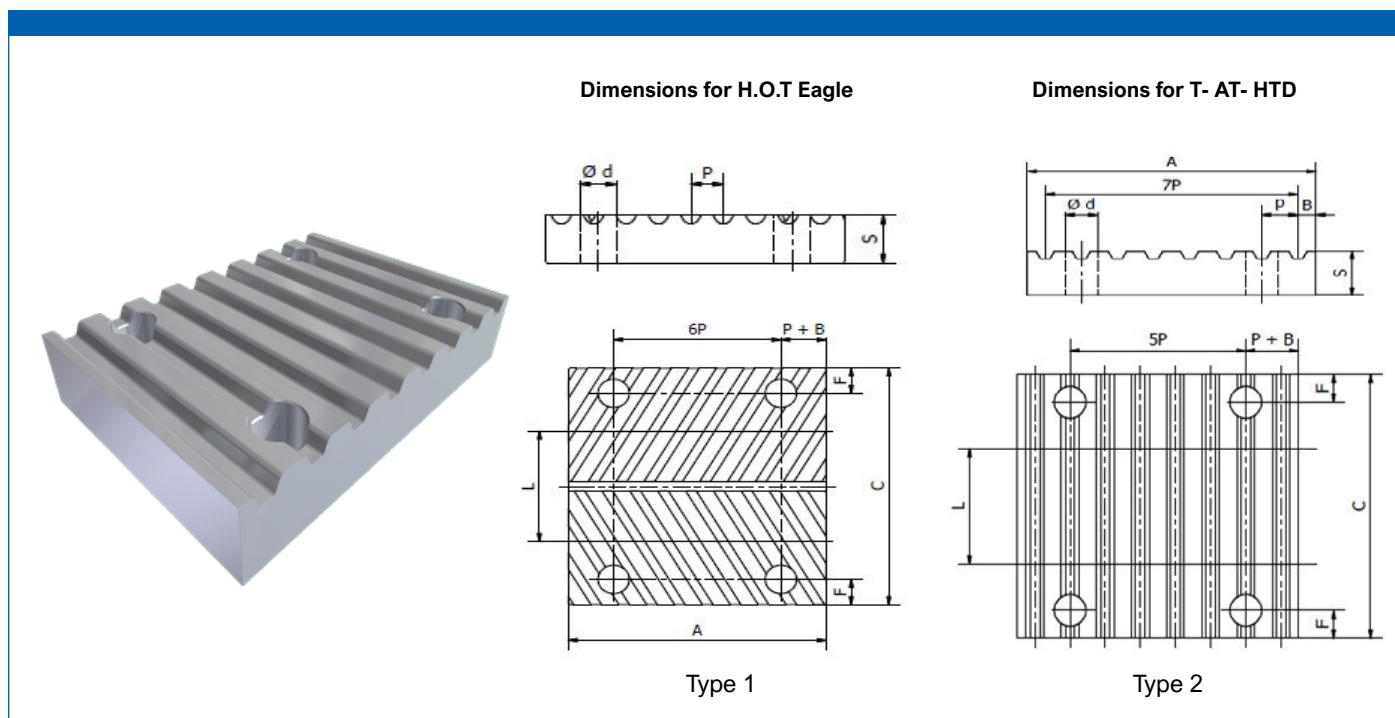
Rails in galvanized steel for motors IEC 56 to 400. Rails can be used to advantage for larger electric motors and heavier installations. All rails are delivered in pairs.

Type TT – Execution A

Item no [Jens S]	Execution type	Motor size IEC	A [mm]	B [mm]	C [mm]	D [mm]	E [mm]	F [mm]	L [mm]	G [mm]	H	M	N [mm]	X max [mm]	Y max [mm]	Weight [kg]
TT71/6	A	56-71	47	31	312	280	38	13	80	18	M8	M6	25	180	220	2,4
TT80/8	A	80	47	31	375	343	38	13	80	18	M8	M8	30	240	280	2,7
TT90/8	A	80-90	59	36	395	355	45	13	100	21	M10	M8	35	245	300	4,3
TT100/10	A	100	59	36	395	355	45	13	100	21	M10	M10	40	245	300	4,4
TT112/10	A	100-112	59	36	495	455	45	13	100	21	M10	M10	40	345	400	5,2

TYPE TT – Execution B

Item no [Jens S]	Execution type	Motor size IEC	A [mm]	B [mm]	C [mm]	D [mm]	E [mm]	F [mm]	L [mm]	G [mm]	H	M	N [mm]	O [mm]	X max [mm]	Y max [mm]	Weight [kg]
TT132/10	B	100-132	65	40	530	480	52	17	120	26	M12	M10	45		360	420	7,8
TT160/12	B	160	65	40	630	580	52	17	120	26	M12	M12	50		460	520	8,8
TT180/12	B	160-180	75	42	700	630	57	17	120	26	M12	M12	50		520	580	12,0
TT225/16	B	200-225	82	50	864	800	68	17	140	27	M16	M16	65	17	670	740	20,4
TT280/20	B	250-280	116	70	1072	1000	90	20	150	27	M18	M20	80	20	870	940	43,0
TT355/24	B	315-355	116	70	1330	1250	90	24	150	27	M18	M24	100	25	1130	1200	52,0
TT400/30	B	400	116	70	1430	1350	90	24	150	30	M18	M30	100	25	1230	1300	58,0

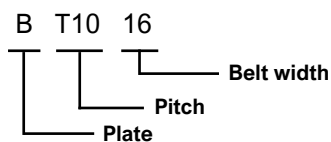


Clamping plates in aluminum for open end timing belts are available in profiles: T5/AT5, T10/AT10, 5M, 8M, 14M and SilentSync (Eagle) E5M, E8M, E10M och E14M.

Clamping plates may be used as positive attachment on the end of the belts in numerous applications in linear drives.

Profile		E5M	E8M	E10M	E14M	T5	AT5	T10	AT10	5M	8M	14M
Pitch, P	mm	5	8	10	14	5	5	10	10	5	8	14
Type		1	1	1	1	2	2	2	2	2	2	2
B	mm	3,5	5	7	9	3,4	3,4	5	5	3,4	5	9
Hole diameter, d	mm	5,5	9	9	11	5,5	5,5	9	9	5,5	9	11
Clamp plate height, S	mm	7,5	14,4	14,5	22	8	8	15	15	8	15	22
Clamp plate length, A	mm	47	74	94	130	41,8	41,8	80	80	41,8	66	116

Item no. example:



E5M

Item no JENS S.	Profile	B [mm]	F [mm]	Belt width L [mm]	Clamp plate width C [mm]	Weight [kg]
BE5M12,5	H.O.T.	3,5	6	12,5	30	0,02
BE5M25	H.O.T.	3,5	7	25	45	0,03

E8M

Item no JENS S.	Profile	B [mm]	F [mm]	Belt width L [mm]	Clamp plate width C [mm]	Weight [kg]
BE8M16	H.O.T.	5	7,5	16	40	0,10
BE8M25	H.O.T.	5	8	25	50	0,12
BE8M32	H.O.T.	5	8	32	57	0,14
BE8M50	H.O.T.	5	8	50	75	0,19

E10M

Item no JENS S.	Profile	B [mm]	F [mm]	Belt width L [mm]	Clamp plate width C [mm]	Weight [kg]
BE10M25	H.O.T.	7	8	25	50	0,16
BE10M32	H.O.T.	7	8	32	57	0,19
BE10M50	H.O.T.	7	8	50	75	0,25

E14M

Item no JENS S.	Profile	B [mm]	F [mm]	Belt width L [mm]	Clamp plate width C [mm]	Weight [kg]
BE14M35	H.O.T.	9	9,5	35	65	0,41
BE14M52,5	H.O.T.	9	9,5	52,5	82,5	0,53
BE14M70	H.O.T.	9	9,5	70	100	0,64
BE14M105	H.O.T.	9	10	105	136	0,87

T5

Item no JENS S.	Profile	B [mm]	F [mm]	Belt width L [mm]	Clamp plate width C [mm]	Weight [kg]
BT510	T	3,4	6	10	29	0,02
BT516	T	3,4	6	16	35	0,03
BT525	T	3,4	6	25	44	0,04

AT5

Item no JENS S.	Profile	B [mm]	F [mm]	Belt width L [mm]	Clamp plate width C [mm]	Weight [kg]
BAT510	AT	3,4	6	10	29	0,02
BAT516	AT	3,4	6	16	35	0,03
BAT525	AT	3,4	6	25	44	0,04

T10

Item no JENS S.	Profile	B [mm]	F [mm]	Belt width L [mm]	Clamp plate width C [mm]	Weight [kg]
BT1016	T	5	8	16	41	0,12
BT1025	T	5	8	25	50	0,14
BT1032	T	5	8	32	57	0,16
BT1050	T	5	8	50	75	0,21

AT10

Item no JENS S.	Profile	B [mm]	F [mm]	Belt width L [mm]	Clamp plate width C [mm]	Weight [kg]
BAT1016	AT	5	8	16	41	0,12
BAT1025	AT	5	8	25	50	0,14
BAT1032	AT	5	8	32	57	0,16
BAT1050	AT	5	8	50	75	0,21

5M

Item no JENS S.	Profile	B [mm]	F [mm]	Belt width L [mm]	Clamp plate width C [mm]	Weight [kg]
B5M09	HTD	3,4	6	9	28	0,02
B5M15	HTD	3,4	6	15	34	0,03
B5M25	HTD	3,4	6	25	44	0,04

8M

Item no JENS S.	Profile	B [mm]	F [mm]	Belt width L [mm]	Clamp plate width C [mm]	Weight [kg]
B8M20	HTD	5	8	20	45	0,11
B8M30	HTD	5	8	30	55	0,13
B8M50	HTD	5	8	50	75	0,18
B8M85	HTD	5	8	85	110	0,26

14M

Item no JENS S.	Profile	B [mm]	F [mm]	Belt width L [mm]	Clamp plate width C [mm]	Weight [kg]
B14M40	HTD	9	10	40	71	0,43
B14M55	HTD	9	10	55	86	0,52
B14M85	HTD	9	10	85	116	0,7
B14M115	HTD	9	10	115	146	0,88



CONTI VSM 1/3 Tension Gauges

The CONTI® VSM-1 and VSM-3 tension gauges are fully electronic measuring instruments that are specially designed to measure the initial tension of timing belts, poly-V-belts and V-belts.

Art.no: VSM3




Belt tension Gauge

Krikitt typ I, II, III
Art. no: REMTEST1
REMTEST2
REMTEST3



Belt tension Gauge

Art.no TENSION



Belt measurement tool

For belt lengths up to 2500mm.
Art. no: REML-S



Welding Tool Multi TC



Line Laser

The solution for proper and quick alignment.
Art.no: LINELASER

Jens. S. manufactures timing pulleys, spurgears etc. in our own workshop. We manufacture and adapt timing pulleys and spurgears for the specific operating case. The products can therefore be integrated to the existing construction, either by adapting stocked standard products or by complete manufacturing. The production takes place in our own workshop, according to sketch, drawing or mentioned specification. The products can be made of aluminum, steel, cast iron or plastic.

We are happy to help with any solution to technical problems, surface, treatment or material selection.

Tolerances for Keyways

- Tolerance P9 for keyway widths 3-50 mm.
- Tolerance H7 for keyway widths 3 - 50 mm
- Tolerance D10 for keyway widths 6 - 50 mm
- Tolerance JS9 for keyway width 2 mm

Normal delivery time: 1 week for small quantities. 2 weeks for larger numbers. Fast delivery acc. to agreement of forcing cost.

Laser Marking

SIC XL-Box

We can:

- Mark on flat surfaces
- Mark on metals
- Mark on surface-treated details
- Write text, straight or curved, different text heights and fonts, uploaded images (JPG, PNG and vector files)
- Label QR, barcode

Coordinate Measuring Machine

Mitutoyo Crysta Plus M574

We can:

- Measure diameters, concentricity, circular runout, conditions between different objects.
- Do controls of our own products
- Perform measurements for customers with measure protocol.

Keyway acc. to DIN 6885/1

D	Keyway width B	Groove depth Base measurement		H	Rec. Stop Screw
		C1	C2		
		(6) - 8	2		
(8) - 10	3	1,8	1,4	3	M3
(10) - 12	4	2,5	1,8	4	M3
(12) - 17	5	3	2,3	5	M4
(17) - 22	6	3,5	2,8	6	M5
(22) - 30	8	4	3,3	7	M6
(30) - 38	10	5	3,3	8	M8
(38) - 44	12	5	3,3	8	M10
(44) - 50	14	5,5	3,8	9	M12
(50) - 58	16	6	4,3	10	M12
(58) - 65	18	7	4,4	11	M16
(65) - 75	20	7,5	4,9	12	M16
(75) - 85	22	9	5,4	14	M16
(85) - 95	25	9	5,4	14	M16
(95) - 110	28	10	6,4	16	M16
(110) - 130	32	11	7,4	18	M16
(130) - 150	36	12	8,4	20	M16
(150) - 170	40	13	9,4	22	M16
(170) - 200	45	15	10,4	25	M16
(200) - 230	50	17	11,4	28	M16

Tolerance H7

Nominal dia. over - including	mm / 1000
6 - 10	+15 0
10 - 18	+18 0
18 - 30	+21 0
30 - 50	+25 0
50 - 80	+30 0
80 - 120	+35 0

Hobs for:

Spurgears module	Spurgears pitch inch	Sprockets ISO	Timing pulleys	Poly-V
0,6	DP16	3/8"	HTD 5M z 17-79	J
0,8	DP12	1/2"	HTD 8M z 18-200	K
0,8	DP8	5/8"	HTD 14M z 28 - ∞	L
0,9	DP6	3/4"	PC 8M z 28-250	M
1,0			PC 14M z 25-149	
1,3			L 3/8" all number.of theeth	
1,5			H 1/2" all number.of theeth	
1,8			XH 7/8" all number.of theeth	
2,0			T5 z 12-∞	
2,3			AT5 z 15-114	
2,5			AT5-0 z 15-50	
2,7			T10 all number.of theeth	
2,8			T10-SE z 12-20	
3,0			AT10 all number.of theeth	
3,5			AT10-0 Zero backlash for all number.of theeth	
4,0				
4,5				
5,0				
6,0				
7,0				
8,0				
9,0				
10,0				
15,0				
18,0				

Help with Calculation?

We have several methods for helping our customers with calculations of products.

FEM - The Finite Element Method

- Strength calculation
- Deformation calculations
- Support for construction
- Accident (breakdown) analysis

3D CAD / Mechanical Design

- Autodesk inventor Pro
- Custom designed models
- Large assemblies

Calculation Program for Spurgears

- Market-leading KISSsoft
- Fast and reliable data
- Model integration with Inventor.



If you need to contact us, you will find us on our website



Follow us on LinkedIn

Jens S. Transmissioner AB

Estate address: Koppargatan 9, 602 23 Norrköping

Postal address: Box 903, 601 19 Norrköping

Telephone: (+46) 11-19 80 00 • Email: forfragan@jens-s.se

Jens S. Transmissioner A/S

Estate adress: Hørskættten 7, DK-2630, Taastrup, Over Hadstenvej 38-40, 8370 Hadsten

Postal address: Hørskættten 7, DK-2630, Taastrup

Telephone office Taastrup: (+45) 70-12 83 33

Telephone office Hadsten: (+45) 57-65 15 15

Email: info@jens-s.dk

Jens S. Transmisjoner AS

Estate address: Enebakkveien 117, 0680 Oslo

Postal address: Box 9, Manglerud 0612 Oslo

Telephone: (+47) 23-06 04 00 • Email: post@jens-s.no

OY Jens S.

Estate address: Martinkyläntie 52, 01720 Vantaa

Postal address: PL 95 02271 Espoo

Telephone: (358) 9-86 76 730 • Email: myynti@jens-s.fi

JENS S. 